

Suicide among Veterans and Armed Forces NEW JERSEY, 2010 - 2014

Data from the National Violent Death Reporting System (NVDRS)

New Jersey Violent Death Reporting System (NJVDRS) Joined the NVDRS: 2002 First year of data collection: 2003

New Jersey has 21 counties covering 7,300 square miles. It is the 11th most populated state.

Population estimates for New Jersey¹ (Average annual estimate, 2010-2014)

Veteran (Age 18+)	416,037
Armed Forces (Age 16+)	6,970
Non-Veteran/Civilian (Age 18+)	6,415,283

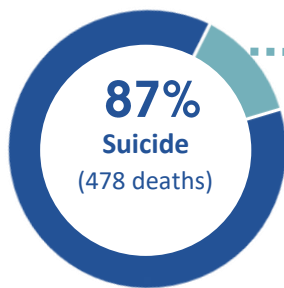
Homeless Veterans²
(estimated)

630

Veteran Health Administration facilities in New Jersey³

25

Types of violent deaths among veterans and armed forces in New Jersey (N=551)



- 10% Homicide (57 deaths)
- 0% Unintentional firearm (0 deaths)
- <1% Legal intervention (1 death)
- 3% Undetermined (15 deaths)

> 8 times

SUICIDE was the most common type of violent death among veterans and armed forces in New Jersey, occurring more than eight times as often as homicide during 2010-2014.

Percent of all suicide victims in New Jersey in 2010-2014 identified as veterans or armed forces

17% Males
1% Females
14% Total

Suicide rates in New Jersey**

Suicide rates were higher among veterans and armed forces in New Jersey in 2010-2014

	Veterans/ Armed Forces	Non-Veteran Civilians
Males	23.4	15.4
Females	8.5***	4.4
Total	22.6	9.3

*** Rate based on <20 deaths

Demographics of veterans and armed forces suicide victims in New Jersey (N=552)

Race/Ethnicity

89% White, Non-Hispanic

- 7% Black, non-Hispanic
- 2% Hispanic
- 2% Two or more races, other, or unknown race
- 0% American Indian/Alaska Native, non-Hispanic
- 0% Asian/Pacific Islander, non-Hispanic

Marital Status

46% Married**

- 21% Divorced
- 18% Never married
- 14% Widowed
- 1% Other/unknown status

** includes civil unions and domestic partnerships

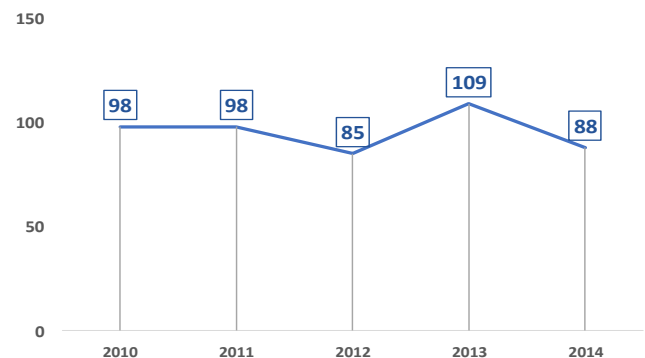
Education Status

52% High school/GED graduate

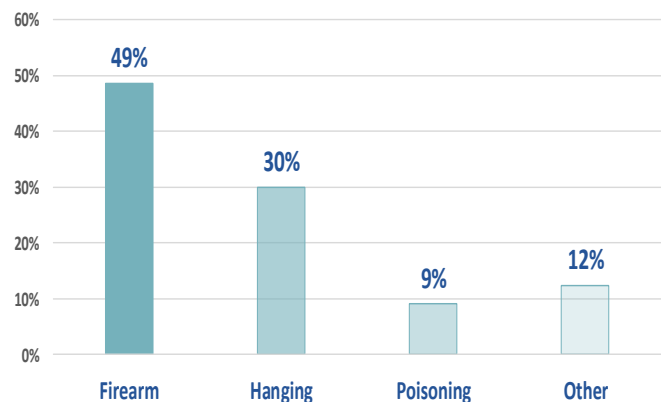
- 40% Some college credit or college degree
- 8% Less than a high school education
- 1% Unknown or missing education level

Percents may not equal 100% due to rounding. *All rates are occurrent ratios based on the number of resident and non-resident deaths that occurred in the state per 100,000 resident population. *Statistical testing was not conducted. Differences between veterans/armed forces and non-veteran civilians may not be statistically significant. Sources: ¹U.S. Census Bureau, American Community Survey, 2010-2014; ²U.S. Department of Housing and Urban Development, 2014 Annual Homeless Assessment Report (AHAR) to Congress; ³U.S. Department of Veteran Affairs

Annual number of suicide deaths among veterans and armed forces in New Jersey




Method of suicide deaths among veterans and armed forces in New Jersey



► Firearm suicide rates among male veterans/armed forces and non-veteran civilians in New Jersey**

Firearm suicide rates** in New Jersey, 2010-2014



► Suicide circumstances by life stage among male veterans and armed forces in New Jersey

In 89% of New Jersey's suicide deaths among male veterans and armed forces, circumstances were documented in the records (N=417). More than one circumstance may have been noted in the record. The five most frequent circumstances by age group, as well as information about suicide intent, and a suicide note, are shown below. Circumstances by age group were not calculated for females due to small numbers.

AGE 18-34	AGE 35-54	AGE 55-64	AGE 65+
8% (N=34)	23% (N=94)	19% (N=81)	50% (N=208)
53% Current mental health problem	44% Current mental health problem	37% Current mental health problem	48% Physical health problems
50% Ever treated for mental health or substance abuse problem	44% Ever treated for mental health or substance abuse problem	35% Ever treated for mental health or substance abuse problem	37% Current mental health problem
38% Intimate partner problems	30% Intimate partner problems	22% Job/financial problems	34% Ever treated for mental health or substance abuse problem
32% Non-alcohol substance abuse problem	28% Job/financial problems	20% Recent/imminent crisis	24% Recent/imminent crisis
29% Recent/imminent crisis	23% Recent/imminent crisis	19% History of attempting suicide	10% Other death of friend or family member
15% Suicide intent disclosed within last month	16% Suicide intent disclosed within last month	10% Suicide intent disclosed within last month	16% Suicide intent disclosed within last month
32% Left a suicide note	32% Left a suicide note	42% Left a suicide note	35% Left a suicide note

► Diagnoses among suicide victims with a current mental health problem in New Jersey*

