

Suicide among Veterans and Armed Forces OHIO, 2011 - 2014

Data from the National Violent Death Reporting System (NVDRS)

Ohio Violent Death Reporting System (OHVDRS) Joined the NVDRS: 2009 First year of data collection: 2010 (66% of deaths)

Ohio has 88 counties covering 40,800 square miles. It is the 7th most populous state.

Population estimates for Ohio¹ (Average annual estimate, 2011-2014)

Veteran (Age 18+)	819,311
Armed Forces (Age 16+)	8,415
Non-Veteran/Civilian (Age 18+)	8,076,630

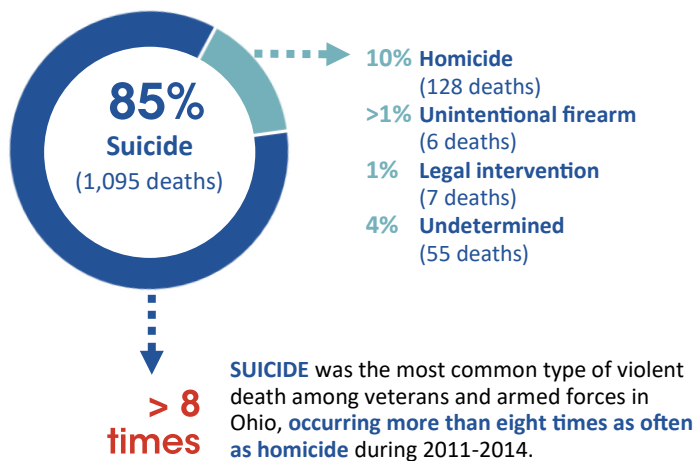
Homeless Veterans²
(estimated)

1,236

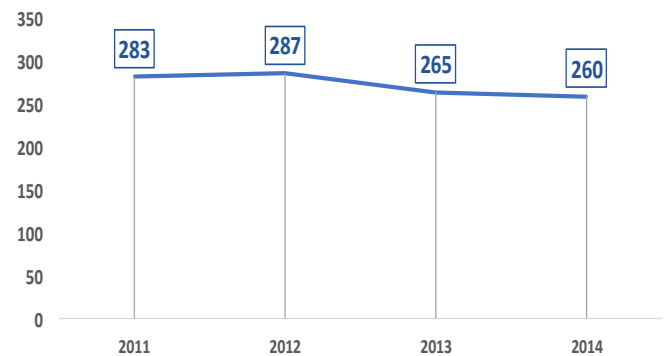
Veteran Health Administration facilities in Ohio³

47

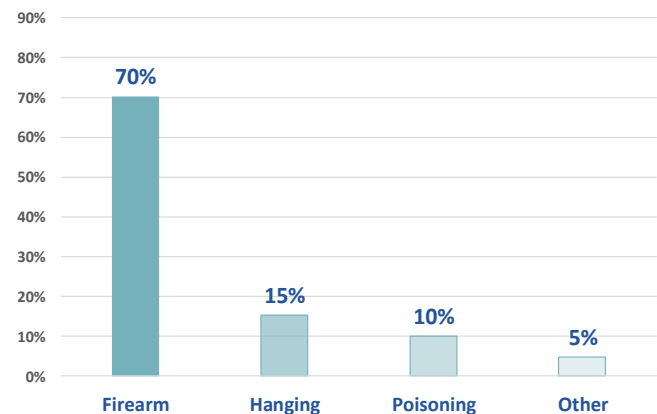
Types of violent deaths among veterans and armed forces in Ohio (N=1,291)



Annual number of suicide deaths among veterans and armed forces in Ohio



Method of suicide deaths among veterans and armed forces in Ohio



Percent of all suicide victims in Ohio in 2010-2014 identified as veterans or armed forces

23% Males
2% Females
18% Total

Suicide rates in Ohio**

Suicide rates were higher among veterans and armed forces in Ohio in 2011-2014

	Veterans/ Armed Forces	Non-Veteran Civilians
Males	34.4	25.3
Females	13.0	6.7
Total	33.1	14.8

Demographics of veterans and armed forces suicide victims in Ohio (N=1,095)

Race/Ethnicity

95% White, Non-Hispanic

4% Black, non-Hispanic
1% Hispanic
1% Asian/Pacific Islander, non-Hispanic
<1% Two or more races, other, or unknown race
0% American Indian/Alaska Native, non-Hispanic

Marital Status

44% Married**

25% Divorced
15% Widowed
13% Never married
3% Other/unknown status

**includes civil unions and domestic partnerships

Education Status


57% High school/GED graduate

32% Some college credit or college degree
9% Less than a high school education
1% Unknown or missing education level

Percents may not equal 100% due to rounding. *All rates are occurrent ratios based on the number of resident and non-resident deaths that occurred in the state per 100,000 resident population. *Statistical testing was not conducted. Differences between veterans/armed forces and non-veteran civilians may not be statistically significant. Sources: ¹U.S. Census Bureau, American Community Survey, 2010-2014; ²U.S. Department of Housing and Urban Development, 2014 Annual Homeless Assessment Report (AHAR) to Congress; ³U.S. Department of Veteran Affairs

► Firearm suicide rates among male veterans/armed forces and non-veteran civilians in Ohio**

Firearm suicide rates** in Ohio, 2010-2014

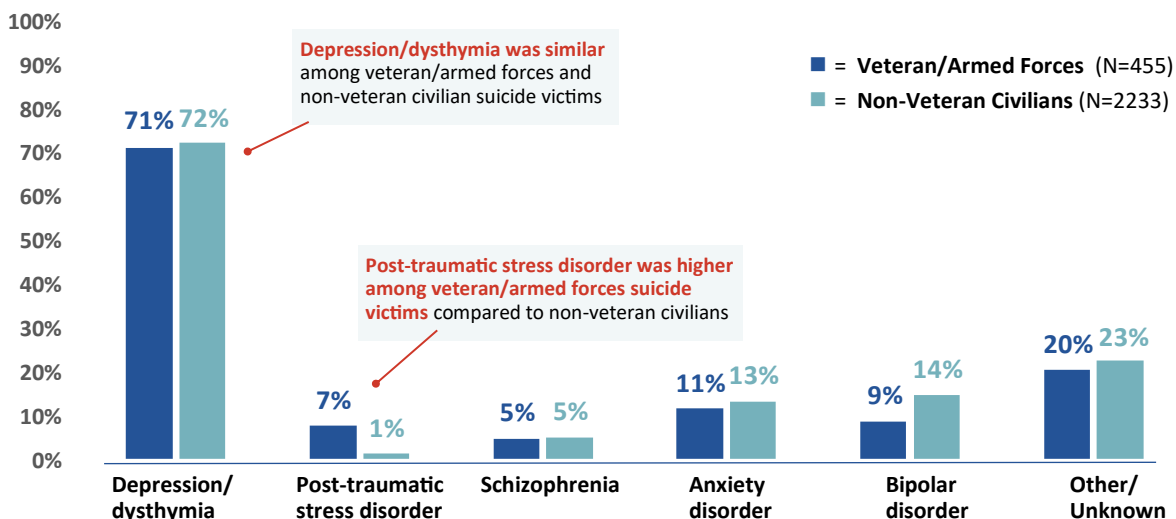


► Suicide circumstances by life stage among male veterans and armed forces in Ohio

In 87% of Ohio's suicide deaths among male veterans and armed forces, circumstances were documented in the records (N=933). More than one circumstance may have been noted in the record. The five most frequent circumstances by age group, as well as information about suicide intent, and a suicide note, are shown below. Circumstances by age group were not calculated for females due to small numbers.

AGE 18-34 10% (N=93)	AGE 35-54 23% (N=215)	AGE 55-64 21% (N=193)	AGE 65+ 46% (N=432)
57% Current mental health problem	46% Current mental health problem	55% Current mental health problem	53% Physical health problems
48% Intimate partner problems	41% Intimate partner problems	44% Ever treated for mental health or substance abuse problem	42% Current mental health problem
40% Ever treated for mental health or substance abuse problem	36% Ever treated for mental health or substance abuse problem	33% Recent/imminent crisis	25% Recent/imminent crisis
39% Recent/imminent crisis	35% Recent/imminent crisis	24% Physical health problems	24% Ever treated for mental health or substance abuse problem
26% Argument or conflict	30% Job/financial problems	20% Job/financial problems	13% Other death of friend or family member
27% Suicide intent disclosed within last month	26% Suicide intent disclosed within last month	20% Suicide intent disclosed within last month	24% Suicide intent disclosed within last month
35% Left a suicide note	40% Left a suicide note	39% Left a suicide note	33% Left a suicide note

► Diagnoses among suicide victims with a current mental health problem in Ohio



Percentages will not add up to 100% as individuals may have had more than one diagnosis