

Suicide among Veterans and Armed Forces OKLAHOMA, 2010 - 2014

Data from the National Violent Death Reporting System (NVDRS)

Oklahoma Violent Death Reporting System (OKVDRS) Joined the NVDRS: 2003 First year of data collection: 2004

Oklahoma has 77 counties covering 68,000 square miles. It is the 28th most populous state.

Population estimates for Oklahoma¹ (Average annual estimate, 2010-2014)

Veteran (Age 18+)	304,035
Armed Forces (Age 16+)	18,726
Non-Veteran/Civilian (Age 18+)	2,554,819

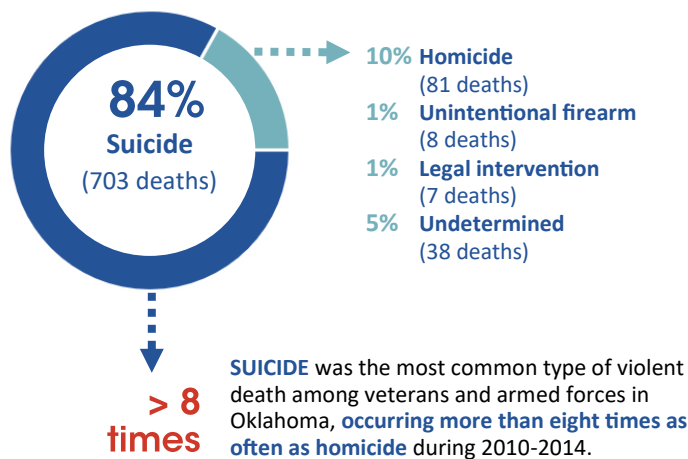
Homeless Veterans²
(estimated)

408

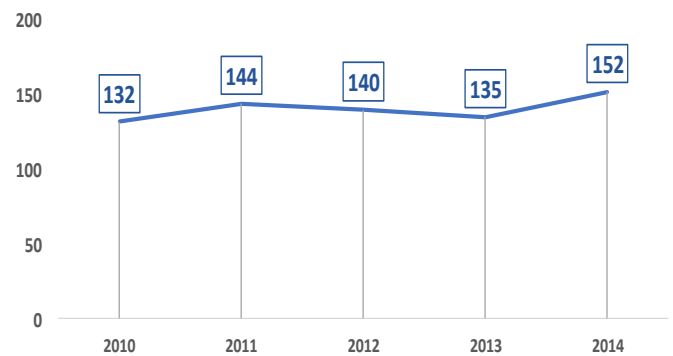
Veteran Health Administration facilities in Oklahoma³

21

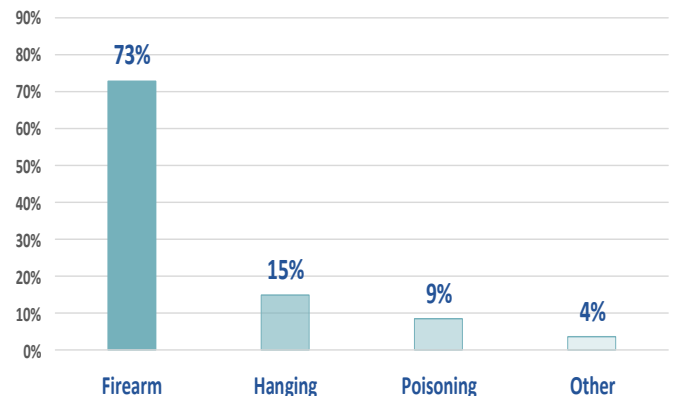
Types of violent deaths among veterans and armed forces in Oklahoma (N=837)



Annual number of suicide deaths among veterans and armed forces in Oklahoma



Method of suicide deaths among veterans and armed forces in Oklahoma



Percent of all suicide victims in Oklahoma in 2010-2014 identified as veterans or armed forces

26%	Males
3%	Females
21%	Total

Suicide rates in Oklahoma*+

Suicide rates were higher among veterans and armed forces in Oklahoma in 2010-2014

	Veterans/ Armed Forces	Non-Veteran Civilians
Males	45.8	34.1
Females	17.4	9.5
Total	43.6	20.2

Demographics of veterans and armed forces suicide victims in Oklahoma (N=703)

Race/Ethnicity

87% White, Non-Hispanic

- 4% Black, non-Hispanic
- 5% Two or more races, other, or unknown race
- 3% American Indian/Alaska Native, non-Hispanic
- 2% Hispanic
- <1% Asian/Pacific Islander, non-Hispanic

Marital Status

45% Married**

- 27% Divorced
- 13% Widowed
- 7% Never married
- 8% Other/unknown status

**includes civil unions and domestic partnerships

Education Status

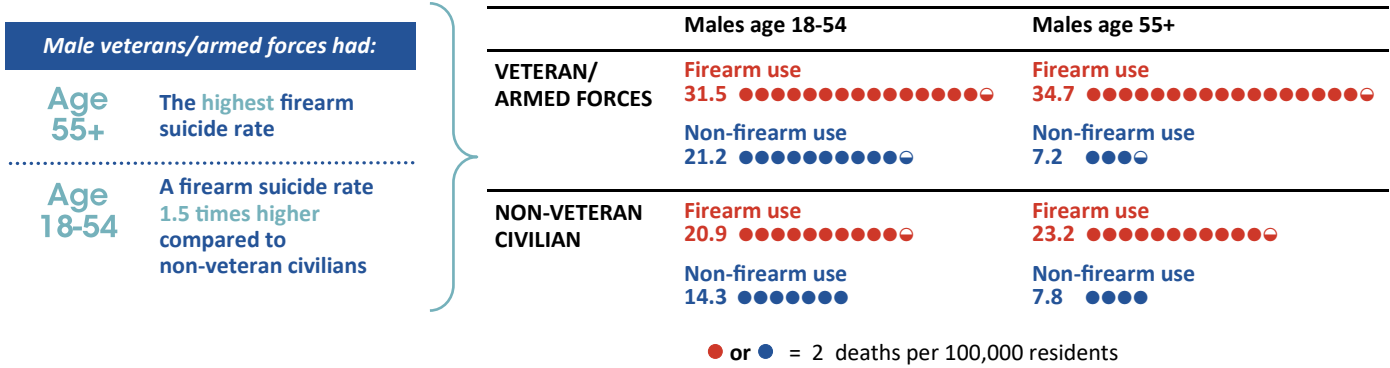
47% Some college credit or college degree

- 43% High school or GED graduate
- 10% Less than a high school education
- 1% Unknown or missing education level

Percents may not equal 100% due to rounding. *All rates are occurrent ratios based on the number of resident and non-resident deaths that occurred in the state per 100,000 resident population. *Statistical testing was not conducted. Differences between veterans/armed forces and non-veteran civilians may not be statistically significant. Sources: ¹U.S. Census Bureau, American Community Survey, 2010-2014; ²U.S. Department of Housing and Urban Development, 2014 Annual Homeless Assessment Report (AHAR) to Congress; ³U.S. Department of Veteran Affairs

► Firearm suicide rates among male veterans/armed forces and non-veteran civilians in Oklahoma**

Firearm suicide rates** in Oklahoma, 2010-2014

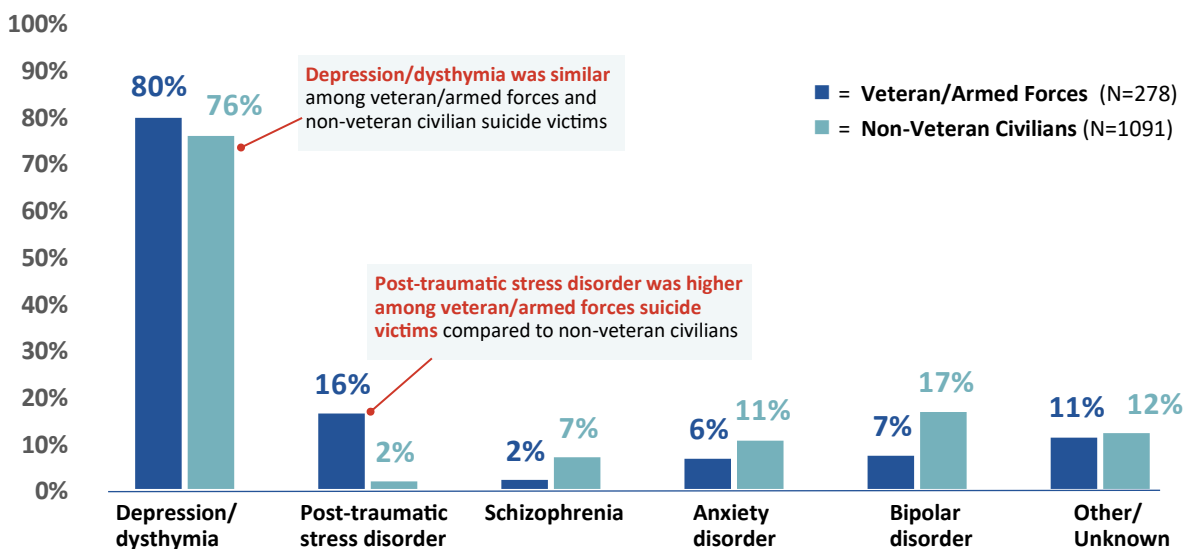


► Suicide circumstances by life stage among male veterans and armed forces in Oklahoma

In 96% of Oklahoma's suicide deaths among male veterans and armed forces, circumstances were documented in the records (N=656). More than one circumstance may have been noted in the record. The five most frequent circumstances by age group, as well as information about suicide intent, and a suicide note, are shown below. Circumstances by age group were not calculated for females due to small numbers.

AGE 18-34 15% (N=100)	AGE 35-54 26% (N=170)	AGE 55-64 20% (N=134)	AGE 65+ 38% (N=252)
53% Intimate partner problems	51% Current mental health problem	37% Current mental health problem	70% Physical health problems
45% Current mental health problem	47% Intimate partner problems	35% Physical health problems	34% Current mental health problem
41% Recent/imminent crisis	33% Ever treated for mental health or substance abuse problem	27% Intimate partner problems	19% Recent/imminent crisis
31% Job/financial problems	33% Recent/imminent crisis	27% Recent/imminent crisis	12% Other death of friend or family member
29% Ever treated for mental health or substance abuse problem	29% Job/financial problems	24% Alcohol problem	12% Ever treated for mental health or substance abuse problem
21% Suicide intent disclosed within last month	35% Suicide intent disclosed within last month	24% Suicide intent disclosed within last month	28% Suicide intent disclosed within last month
37% Left a suicide note	41% Left a suicide note	31% Left a suicide note	35% Left a suicide note

► Diagnoses among suicide victims with a current mental health problem in Oklahoma*



Percentages will not add up to 100% as individuals may have had more than one diagnosis