

Suicide among Veterans and Armed Forces RHODE ISLAND, 2010 - 2014

Data from the National Violent Death Reporting System (NVDRS)

Rhode Island Violent Death Reporting System (RIVDRS) Joined the NVDRS: 2003 First year of data collection: 2004

Rhode Island has 5 counties covering 1,000 square miles. It is the 43rd most populous state.

Population estimates for Rhode Island¹ (Average annual estimate, 2010-2014)

Veteran (Age 18+)	68,506
Armed Forces (Age 16+)	3,316
Non-Veteran/Civilian (Age 18+)	764,004

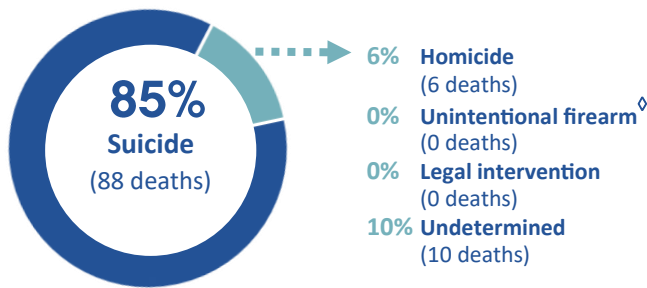
Homeless Veterans²
(estimated)

108

Veteran Health Administration facilities in Rhode Island³

3

Types of violent deaths among veterans and armed forces in Rhode Island (N=104)



> 14 times

SUICIDE was the most common type of violent death among veterans and armed forces in Rhode Island, occurring more than 14 times as often as homicide during 2010-2014.

Percent of all suicide victims in Rhode Island in 2010-2014 identified as veterans or armed forces

19% Males
2% Females
15% Total

Suicide rates in Rhode Island**

Suicide rates were higher among veterans and armed forces in Rhode Island in 2010-2014

	Veterans/ Armed Forces	Non-Veteran Civilians
Males	25.3	22.1
Females	—***	5.5
Total	24.5	12.7

*** Rate not calculated, cell <5

Demographics of veterans and armed forces suicide victims in Rhode Island (N=88)

Race/Ethnicity

94% White, Non-Hispanic

3% Hispanic
1% Black, non-Hispanic
1% Two or more races, other, or unknown race
0% American Indian/Alaska Native, non-Hispanic
0% Asian/Pacific Islander, non-Hispanic

Marital Status

49% Married**

22% Divorced
17% Never married
10% Widowed
2% Other/unknown status

** includes civil unions and domestic partnerships

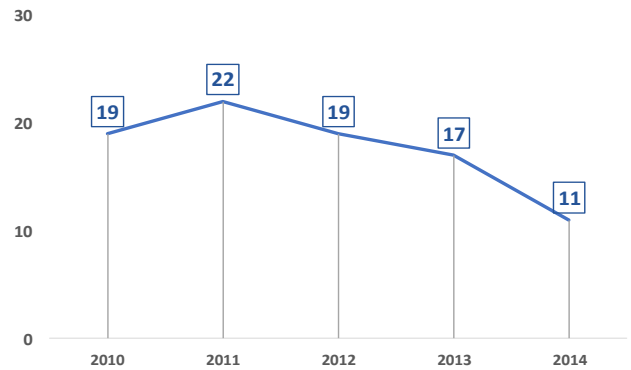
Education Status

98% Unknown/missing educational level

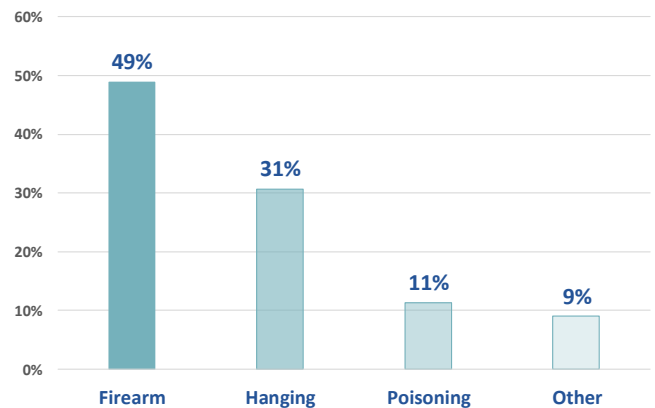
1% Some college credit or college degree
1% Less than a high school education
0% High school or GED graduate

Percents may not equal 100% due to rounding. ◊ Rhode Island is unable to confirm the number of accidental firearm deaths due to a limitation in its data system. *All rates are occurrence ratios based on the number of resident and non-resident deaths that occurred in the state per 100,000 resident population. *Statistical testing was not conducted. Differences between veterans/armed forces and non-veteran civilians may not be statistically significant. Sources: ¹U.S. Census Bureau, American Community Survey, 2010-2014; ²U.S. Department of Housing and Urban Development, 2014 Annual Homeless Assessment Report (AHAR) to Congress; ³U.S. Department of Veteran Affairs

Annual number of suicide deaths among veterans and armed forces in Rhode Island




Method of suicide deaths among veterans and armed forces in Rhode Island



► Firearm suicide rates among male veterans/armed forces and non-veteran civilians in Rhode Island**

Firearm suicide rates** in Rhode Island, 2010-2014

Male veterans/armed forces had:
A firearm suicide rate 3 times higher compared to non-veteran civilians



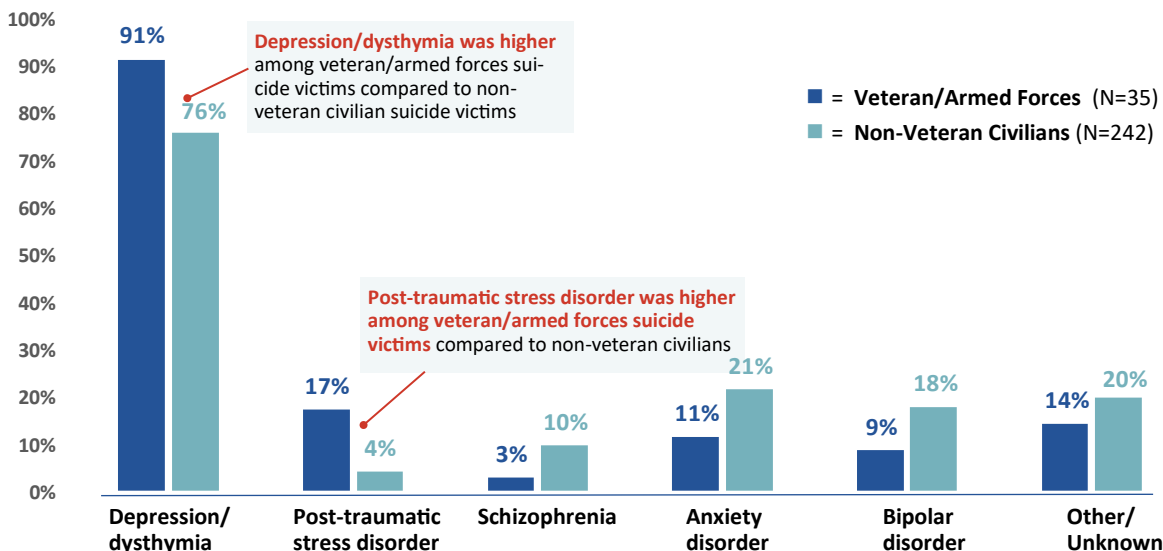
● or ● = 2 deaths per 100,000 residents

► Suicide circumstances by life stage among male veterans and armed forces in Rhode Island

In 95% of Rhode Island's suicide deaths among male veterans and armed forces, circumstances were documented in the records (N=81). More than one circumstance may have been noted in the record. The five most frequent circumstances by age group, as well as information about suicide intent, and a suicide note, are shown below. Circumstances by age group were not calculated for females due to small numbers.

AGE 18-34	AGE 35-54	AGE 55-64	AGE 65+
9% (N=7)	31% (N=25)	21% (N=17)	40% (N=32)
— Not calculated, n<5	68% Current mental health problem	47% Intimate partner problems	47% Physical health problems
— Not calculated, n<5	64% Ever treated for mental health or substance abuse problem	29% Physical health problems	38% Ever treated for mental health or substance abuse problem
— Not calculated, n<5	48% Job/financial problems	29% Current mental health problem	31% Current mental health problem
— Not calculated, n<5	36% Alcohol problem	29% Ever treated for mental health or substance abuse problem	22% Recent/imminent crisis
— Not calculated, n<5	32% Recent/imminent crisis	29% Recent/imminent crisis	16% Intimate partner problems
— Suicide intent disclosed within last month n<5	32% Suicide intent disclosed within last month	— Suicide intent disclosed within last month n<5	16% History of attempting... suicide
0% Left a suicide note	32% Left a suicide note	47% Left a suicide note	— Suicide intent disclosed within last month n<5
			31% Left a suicide note

► Diagnoses among suicide victims with a current mental health problem in Rhode Island*



Percentages will not add up to 100% as individuals may have had more than one diagnosis