

Suicide among Veterans and Armed Forces WISCONSIN, 2010 - 2014

Data from the National Violent Death Reporting System (NVDRS)

Wisconsin Violent Death Reporting System (WIVDRS) Joined the NVDRS: 2003 First year of data collection: 2004

Wisconsin has 72 counties and 54,000 square miles. It is the 20th most populous state.

Population estimates for Wisconsin¹ (Average annual estimate, 2010-2014)

Veteran (Age 18+)	395,931
Armed Forces (Age 16+)	2,631
Non-Veteran/Civilian (Age 18+)	4,009,469

Homeless Veterans²
(estimated)

520

Veteran Health Administration facilities in Wisconsin³

28

Types of violent deaths among veterans and armed forces in Wisconsin (N=779)



- 6% Homicide (44 deaths)
- 1% Unintentional firearm (5 deaths)
- 1% Legal intervention (8 deaths)
- 3% Undetermined (25 deaths)

> 15 times

SUICIDE was the most common type of violent death among veterans and armed forces in Wisconsin, occurring more than 15 times as often as homicide during 2010-2014.

Percent of all suicide victims in Wisconsin in 2010-2014 identified as veterans or armed forces

23% Males
3% Females
19% Total

Suicide rates in Wisconsin**

Suicide rates were higher among veterans and armed forces in Wisconsin in 2010-2014

	Veterans/ Armed Forces	Non-Veteran Civilians
Males	36.2	25.1
Females	18.2	6.7
Total	35.0	15.0

Demographics of veterans and armed forces suicide victims in Wisconsin (N=552)

Race/Ethnicity

95% White, Non-Hispanic

- 2% Black, non-Hispanic
- 1% Hispanic
- 1% American Indian/Alaska Native, non-Hispanic
- 1% Two or more races, other, or unknown race
- 0% Asian/Pacific Islander, non-Hispanic

Marital Status

44% Married**

- 25% Divorced
- 18% Never married
- 11% Widowed
- 1% Other/unknown status

**includes civil unions and domestic partnerships

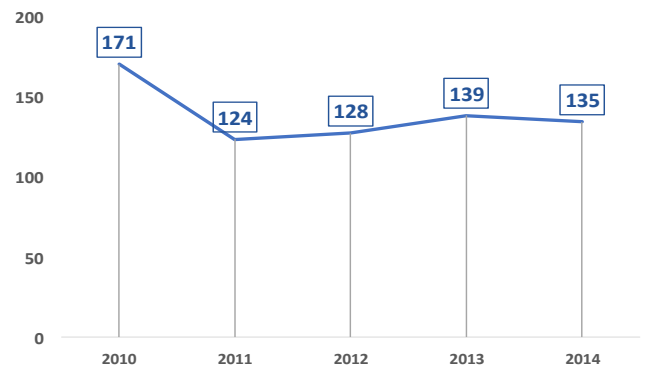
Education Status

47% High school/GED graduate

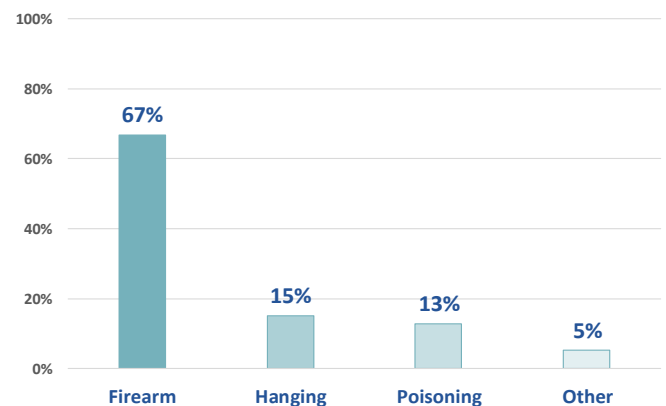
- 43% Some college credit or college degree
- 10% Less than a high school education
- <1% Unknown or missing education level

Percents may not equal 100% due to rounding. *All rates are occurrent ratios based on the number of resident and non-resident deaths that occurred in the state per 100,000 resident population. *Statistical testing was not conducted. Differences between veterans/armed forces and non-veteran civilians may not be statistically significant. Sources: ¹U.S. Census Bureau, American Community Survey, 2010-2014; ²U.S. Department of Housing and Urban Development, 2014 Annual Homeless Assessment Report (AHAR) to Congress; ³U.S. Department of Veteran Affairs

Annual number of suicide deaths among veterans and armed forces in Wisconsin

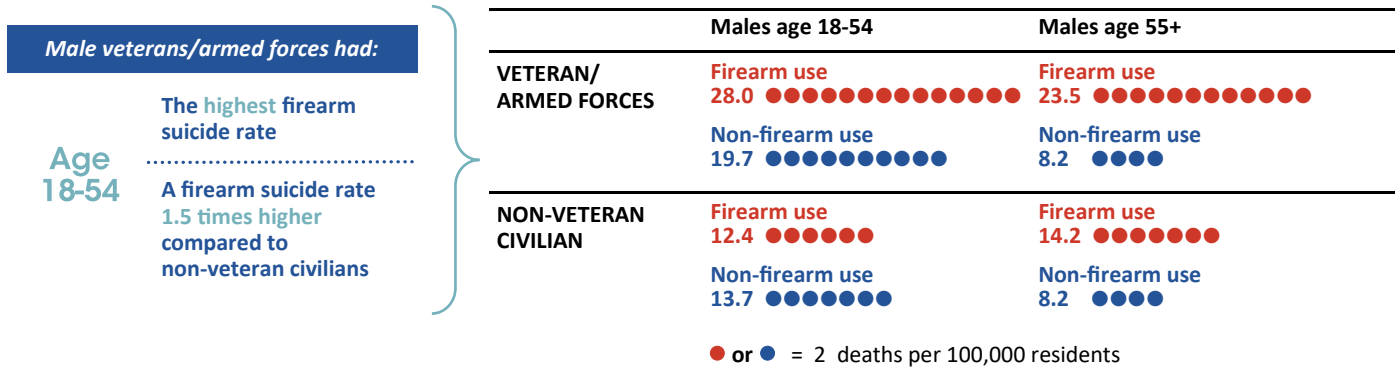


Method of suicide deaths among veterans and armed forces in Wisconsin



► Firearm suicide rates among male veterans/armed forces and non-veteran civilians in Wisconsin**

Firearm suicide rates** in Wisconsin, 2010-2014



Male veterans/armed forces had:

Age 18-54

The highest firearm suicide rate

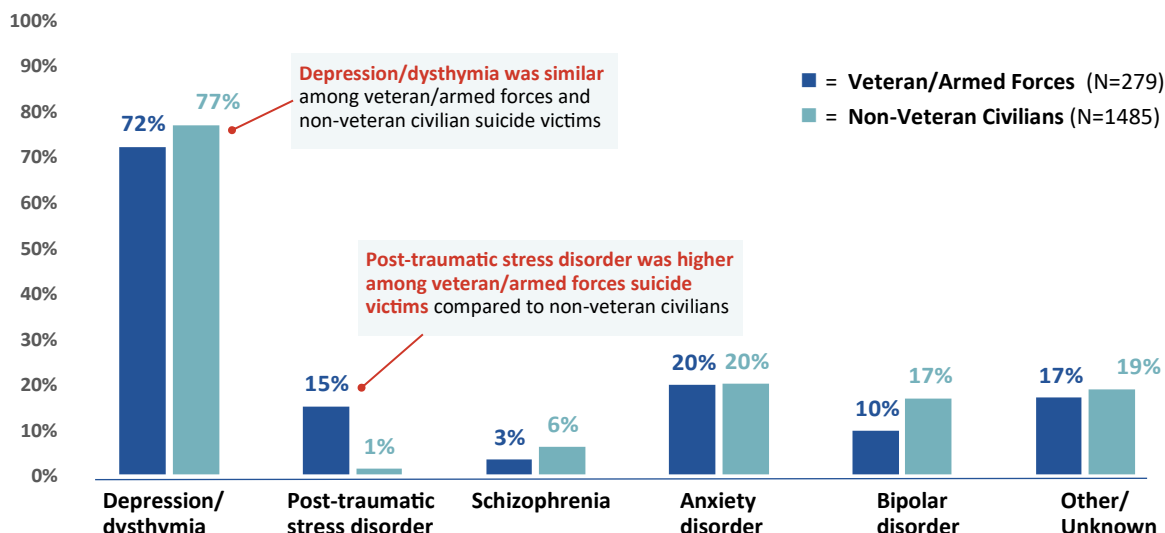
A firearm suicide rate 1.5 times higher compared to non-veteran civilians

► Suicide circumstances by life stage among male veterans and armed forces in Wisconsin

In 93% of Wisconsin's suicide deaths among male veterans and armed forces, circumstances were documented in the records (N=628). More than one circumstance may have been noted in the record. The five most frequent circumstances by age group, as well as information about suicide intent, and a suicide note, are shown below. Circumstances by age group were not calculated for females due to small numbers.

AGE 18-34	AGE 35-54	AGE 55-64	AGE 65+
15%	25%	17%	43%
(N=78)	(N=158)	(N=141)	(N=251)
67% Recent/imminent crisis	54% Ever treated for mental health or substance abuse problem	52% Ever treated for mental health or substance abuse problem	71% Physical health problems
63% Intimate partner problems	52% Current mental health problem	48% Current mental health problem	35% Recent/imminent crisis
42% Current mental health problem	45% Recent/imminent crisis	40% Recent/imminent crisis	32% Current mental health problem
40% Ever treated for mental health or substance abuse problem	44% Job/financial problems	35% Physical health problems	30% Ever treated for mental health or substance abuse problem
29% Job/financial problems	43% Intimate partner problems	33% Alcohol problem	14% Other death of friend or family member
38% Suicide intent disclosed within last month	31% Suicide intent disclosed within last month	29% Suicide intent disclosed within last month	26% Suicide intent disclosed within last month
33% Left a suicide note	41% Left a suicide note	43% Left a suicide note	41% Left a suicide note

► Diagnoses among suicide victims with a current mental health problem in Wisconsin*



Percentages will not add up to 100% as individuals may have had more than one diagnosis