

# SAVE LIVES & MONEY

## Invest in Injury & Violence Prevention



## SAFE STATES

Strengthening the practice of injury and violence prevention

### INJURIES AND VIOLENCE ARE A LEADING CAUSE OF DEATH FOR AMERICANS AGES 1-64.\*

Annually, injuries and violence cost the U.S.

**\$4.2 TRILLION**



That's **2X** more than the U.S. Federal Deficit



### INJURIES AND VIOLENCE ARE PREDICTABLE AND PREVENTABLE, AND PREVENTION PAYS!

EVERY



INVESTED IN A...



Bicycle Helmet for Children Ages 3-14

**SAVED \$45**



Positive Parenting Program

**SAVED \$10**



Fall Prevention Program for Community Elders

**SAVED \$2**



Primary Seat Belt Law and Public Information Campaign

**SAVED \$256**



Paid Family Leave Policy

**SAVED \$5**



Traumatic Brain Injury (TBI) Screening

**SAVED \$4**



Poison Control Center

**SAVED \$13**



Youth Suicide Prevention Program

**SAVED \$43**

\*Injuries and violence are the #1 cause of death for ages 1-44, the #2 cause of death for ages 45-54, and the #3 cause of death for ages 55-64. Causes of death include unintentional injuries, suicide, and homicide. Source: Centers for Disease Control and Prevention, National Vital Statistics System, National Center for Health Statistics: <https://www.cdc.gov/injury/wisqars/leadingcauses.html>. Data sources are available at: <http://www.safestates.org/InvestInIVPDataSources>

**EACH YEAR IN THE U.S., INJURIES AND VIOLENCE CAUSE:**



More than  
**243,000**  
deaths

That's   
every **2 minutes**.  











**3 million**  
hospitalizations  
for serious  
injuries.



**28 million**  
emergency  
department visits

**COSTS OF INJURIES & VIOLENCE FAR EXCEED CURRENT FEDERAL INVESTMENTS**

Injuries and violence take a tremendous toll on society. Current federal spending does not nearly address the substantial costs of injuries and violence.\*\*

Select Safe States Priorities	Annual Fatalities	Total Lifetime Costs	Current CDC Injury Center Funding (FY23)
 Child abuse and neglect	1,670 children	\$428 billion	\$10.25 million
 Intimate partner violence	1,094 people	\$1.9 billion	\$38.2 million
 Firearm-related injuries	39,773 people	\$60.4 billion	\$12.5 million
 Older adult falls (Ages 65+)	31,372 seniors	\$4.7 billion	\$3.05 million
 Opioid overdose prevention & surveillance	70,237 people	\$103 billion	\$505.6 million
 Suicide prevention	47,173 people	\$63.6 billion	\$30 million
 Unsafe roads for pedestrians, bicyclists, motorcyclists and motorists	38,659 people	\$54.5 billion	\$3.0 million

\*\* Fatality and cost data for child abuse and neglect are from 2015. Fatality and cost data for all other injury and violence topics are from 2017. The number of fatalities and lifetime costs for intimate partner violence may be underestimated, as reporting is from only 36 states. Lifetime costs may include fatal and non-fatal injuries, as well as medical and work-related losses. Data sources are available at: <http://www.safestates.org/InvestInIVPDataSources>

The Safe States Alliance is a national non-profit organization and professional association whose mission is to strengthen the practice of injury and violence prevention. For more information, please contact:



Sharon Gilmartin, MPH  
Executive Director  
sharon.gilmartin@safestates.org

Director of Government Relations  
advocacy@safestates.org