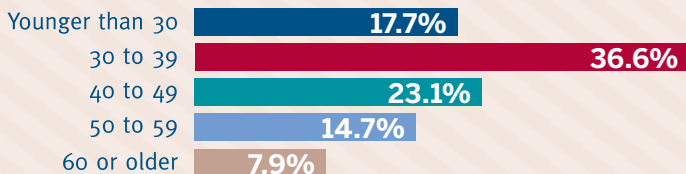


# PA's Practice Medicine



MEDIAN AGE **38**<sup>+</sup>

## AGE RANGES<sup>+</sup>



**67% FEMALE<sup>+</sup>**  
**33% MALE<sup>+</sup>**

## NUMBER OF PATIENTS<sup>\*</sup>

The typical number of patients PAs see

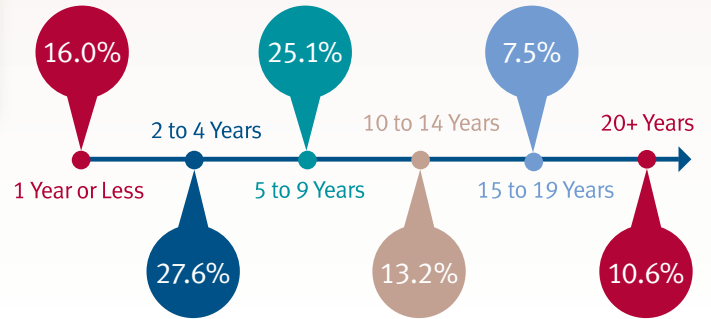
**15** per day  
&  
**60** per week



Numbers vary by setting and specialty.

## YEARS AS A PA<sup>\*</sup>

Average: 8.4 Years



## TOP SPECIALTIES<sup>+</sup>

Primary Care	26.6%
Surgical Subspecialties	19.5%
Emergency Medicine	13.8%
Internal Medicine Subspecialties	7.6%

Primary care includes family medicine/general practice, general internal medicine and general pediatrics.

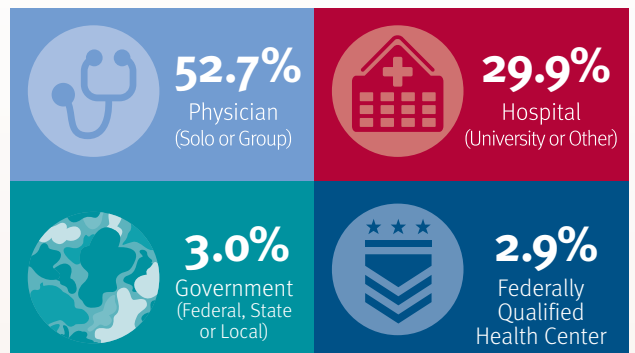
## COMPENSATION<sup>\*</sup>

Median Salary	\$93,800
Median Bonus	\$5,000
Receive Bonus	54.2%



Compensation reflects clinically practicing PAs who work 32 hours or more a week.

## PRIMARY EMPLOYER<sup>\*</sup>



## SATISFACTION<sup>\*</sup>

PAs are satisfied with their career choice.

PAs who would choose their career over again.

**84.1%**

\* AAPA Salary Survey 2015

+ NCCPA 2014 Statistical Profile of Certified Physician Assistants