



## Steps for accessing the online learning system

1. Members click on the following link [TCAA Online Learning System](#) and log in using your TCAA website username and password.
2. Enter name or N/A for Name of Trauma Program Manager
3. Select the type of continuing education credit you will claim, Physician CME, Nurse CE, or Not Applicable. If applicable enter license and address information (use the state abbreviation).


 Please choose your program affiliation.

Program


 Please type in the name of your Trauma Program Manager/Director. Type "N/A" if it is not applicable to you.

Name of Trauma Program Manager/Director  (Type "N/A" if not applicable)

**Profession and Licensure Information**

 Please indicate the type of continuing education you are claiming.


Credit Claiming

 For compliance reporting, TCAA requires your license number and state registered in (use state abbreviation).

License #

State Registered in  (use state abbreviation)

**Address Information**

 You must complete your address information below before accessing the system.

Address 1

Address 2

City

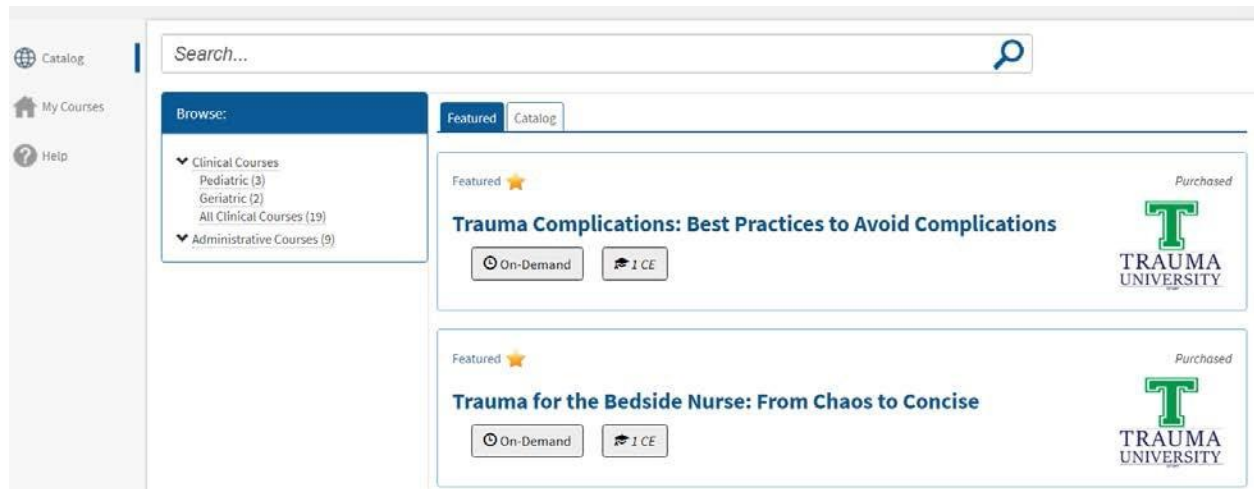
State/Province

Zip Code

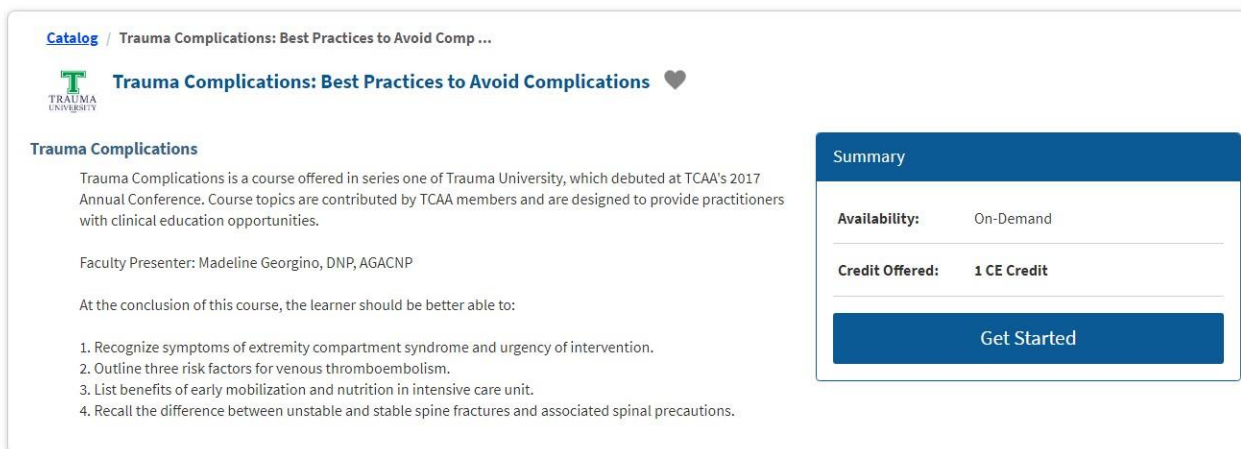
Save

4. Enter your License # and State that you are registered in (use the state abbreviation).
5. Enter your address. Click Save
6. You will see a message that all the required information was entered. Click OK

7. You will automatically be taken to the course catalog page and can search for courses or browse by clinical or administrative category.



8. Once you find the course you would like to take, click anywhere in the course title box to select the course. For example, you can click on the title, On-demand button, CME/CE button, or anywhere in the box.



9. Click on the Get Started button to start the course.

Please feel free to contact Christine Sortino at (704) 360-4665 or [Christine@traumacenters.org](mailto:Christine@traumacenters.org) with any questions.