



Summer 2023

# TheViewBox

Bi-Annual Newsletter of the Texas Radiological Society

## TRS Mission

To serve, promote, and advance the profession of radiology in Texas.

## Board of Directors 2023-2024



**President**  
Paul Weatherall,  
MD, FACR



**President Elect**  
Rajeev Shah, MD,  
MBA



**1st Vice-President**  
Jay Parikh, MD,  
FACR



**2nd Vice-President**  
Susanna Spence,  
MD



**Immediate Past President**  
Sarah Avery, MD,  
FACR



**Chief Councilor**  
Christie Lincoln,  
MD



**Treasurer**  
Melissa Chen,  
MD



**Executive Director**  
Christy McDonald



Paul Weatherall,  
MD, FACR,  
TRS President

## Highlights

110th Annual Meeting Highlights p. 2/3

ACR 2023 Meeting Highlights p. 4/5

TRS PAC Update p. 6

Resident & Fellow Section Update p. 7

TRS Foundation Update p. 8

Looking Back at TRS History p. 10

TRS Member Benefits p. 11

## Advancing Radiological Professions - Good for Healthcare

**The Texas Radiological Society (TRS) continues to actively fulfill its obligation “to serve, promote, and advance the profession of radiology in Texas”, our straight forward and appropriate mission statement.**

As your president this year, I am assisting the many others who do the work to meet this obligation. There are numerous ways to accomplish this; only a few will be mentioned in this short update.

I waited far too long to become active in this strong and effective organization - a wonderful friendly group of volunteers that I am truly honored to be helping in a leadership role. Most start with small contributions and increase their activity once they see TRS accomplishing good things for our healthcare system, its practitioners, and patients. The value we bring to our field is strikingly important; providing the correct diagnosis and best treatment, as quickly as possible, benefits everyone and every entity in the healthcare system, especially the patient. TRS members are accomplishing this daily, in addition to working on our other goals.

Many of our members hold leadership positions in their private practice groups, academic institutions, and subspecialty societies. Currently, seven hold national leadership positions in the American College of Radiology, with our chapter historian having served as its past president. Two TRS past-presidents have taken on pivotal roles in non-radiology organizations, chairing the American

Medical Association RUC (the “U” stands for Unfathomable) committee and the Texas Medical Association’s legislative committee, respectively.

### **SO - what are we currently working on?**

We continue to make progress on meeting our strategic goals and addressing the feedback from the recent TRS-member survey. According to the survey, the three areas of greatest interest remain Advocacy, Economics, and Education. I will focus on only a few activities in these categories.

### **Education:**

This is a cornerstone of our organization. We have recently introduced pediatric and radiation oncology webinar series, added lectureships on radiation oncology, interventional radiology, and breast radiology to the annual meeting agenda and set up a task force to assess our meeting effectiveness and explore methods of cost savings. I will provide more relevant details on our progress in future updates.

### **Economic and Advocacy efforts:**

We aim not only to advocate for the radiologic profession in Texas but also to develop more effective, proactive and innovative strategies.

During this year’s Texas legislative session, with support from the ACR, we initiated a social media campaign to educate legislators and their aides on

continued on page 11

## 111<sup>TH</sup> ANNUAL MEETING

FEBRUARY 23-25, 2024

Live! By Loews | Arlington, TX

# Thank You Featured Speakers




# 110<sup>TH</sup> ANNUAL MEETING HIGHLIGHTS

February 17-19, 2023 | Austin, Texas

Texas Radiological Society was excited to be in Austin for our 110th Annual Meeting. Over sixty-five speakers dedicated their time and expertise to provide attendees with quality educational lectures. Four concurrent educational sessions were offered throughout the weekend: Diagnostic Radiology, Radiation Oncology, Resident and Fellow Case Review Course and the Medical Student Symposium.

Attendees had access to obtain CME, RLI, Ethics, MPCEC and Modality Credits. Networking opportunities were abundant between the Exhibit Hall, Welcome Reception, Awards Dinner and Resident Fellow Section and Young Professional Section Career Fair.



**Artificial Intelligence in Radiology: Implementation, Compelling Cases and Reimbursement, Reuter Interventional Radiology, Philip Strax, MD Breast Lecture, Lung Cancer Screening, Breast Imaging, Neuroradiology, Body, and Pediatric Imaging!**

## Meeting Happenings



Breast Imaging lecture by Dr. Daniel Kopans.



Exhibitor engagement.



UT Health Science Center camaraderie.



Attendees enjoyed networking at the TRS Awards Dinner.

# Thank You Dr. Avery

TRS thanks Dr. Avery for her leadership during her term as President in 2022-2023. Throughout her term, Dr. Avery led TRS with enthusiasm, professionalism and great dedication. We thank Dr. Avery for her service!



Thank you  
to all of our  
dedicated Past  
Presidents!



# Thank You Exhibitors & Sponsors

Your support allows TRS to offer quality meetings at low cost to attendees.

## Platinum & Gold Exhibitors




## Sponsors



# 2023 AWARD WINNERS



**46th TRS Gold Medal Award**  
James Hevezi, PhD, FACR



**Guiberteau Award for Resident Excellence**  
Mindy Wang, MD  
McGovern Medical School at UT Health Science Center

“The Guiberteau Award for Resident Excellence highlights one’s contributions in scholarship, leadership, and humanitarianism; it serves as a reminder of my callings: to serve through medicine, to embrace lifelong learning, and to fulfill my mission in education and scientific advancement. I am extremely honored and grateful to the TRS for this prestigious award. I plan to pursue my Abdominal Imaging fellowship at MD Anderson Cancer Center. I ultimately hope to inspire and teach future generations of physicians and compassionately touch the lives of many others.”



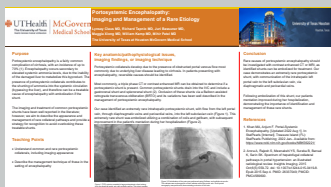
**Brown Award for Resident Excellence in Radiation Oncology**  
Neil Chevli, MD  
The University of Texas Medical Branch

“As a native Texan, I am honored to receive the prestigious Brown Award for Resident Excellence in Radiation Oncology. I am very grateful for the mentors I have had throughout residency who have gone above and beyond to invest in my future. As I finish residency and begin practicing at The START Center for Cancer Care in San Antonio, I look forward to providing excellent patient care for our oncology patients and investing in the future of radiation oncology through the TRS.”



## Break the Case Winners

Ceylan Altintas Taslicay, MD, MD Anderson Cancer Center  
Susanna Spence, MD, McGovern Medical School



## Audience Favorite Poster Award

Portosystemic Encephalopathy: Imaging and Management of a Rare Etiology by Lynsey Claus, MD, The University of Houston McGovern Medical School

# ACR Election Winners



**Melissa Chen, MD**  
Council Steering Committee



**Andrew Farach, MD**  
College Nominating  
Committee



**Elizabeth Haberl, MD**  
RFS Communications  
Officer



**Nahyun Jo, MD**  
RFS Nominating Committee



**Eric Rohren, MD,  
PhD, FACR**  
Board of Chancellors  
Commission on Nuclear  
Medicine and Molecular  
Imaging




**Kurt Schoppe, MD**  
Council Vice Speaker

**ACR2023**  
WASHINGTON, DC  
May 6-10

## ACR 2023 Meeting Highlights

### CELEBRATING NEW ACR FELLOWS

Each year, the College recognizes individuals who stand above the rest – their work supports quality patient care and advances the specialty. Congratulations to the newest Texas Fellows.



**2023 Texas Fellows**

2023 New Fellows L to R: Priya Bhosale, Avneesh Chhabra, Neal Dalrymple, Monica Huang, Marcus Lines, Jorge Lopera, Isabel Menendez, Brent Parker, Eric Walsler



### WILLIAM E. FLANARY, MD, DISCUSSES TURNING STRUGGLES INTO ADVOCACY ON SOCIAL MEDIA DURING THE ACR 2023 MORETON LECTURE

Social media is truly a remarkable tool. The ability to relay information to so many people with a click of a button has allowed people to use various platforms to create messages, gain support and make an impact in certain communities. Medicine is no different with so many issues arising in the field. William E. Flanary, MD, an ophthalmologist, uses his personal medical scares and background in comedy in videos on social media to drive positive change.



### RADIOLOGY'S MOONSHOT CALLS FOR CREATIVE LEADERSHIP

At a time when radiology, like many other professions, is struggling with a lack of people, time and resources, outgoing American College of Radiology® (ACR®) President Howard B. Fleishon, MD, MMM, FACR, delivered a message of hope during ACR 2023. Dr. Fleishon expressed that the specialty will not only survive the challenges but will thrive through innovation, adaptability and creative leadership.

### ACR UNVEILS A NEW BRAND



ACR unveils a new brand that both celebrates all that the College has accomplished and the challenges that lie ahead with a new logo and tagline of "Focused. Forward. Together." The new branding also ties into ACR's new strategic plan — "Empowering the Radiologist of the

Future" — that will increase member value, improve radiologic care and strengthen healthcare for all. Learn more about the new brand at [bit.ly/ACR\\_Rebrand](https://bit.ly/ACR_Rebrand).

## ACR 2023 ECONOMICS FORUM EXPLORES HOT-BUTTON ISSUES IN IMAGING



The economic policy side of radiology is never an easy read. Understanding how reimbursement will shift moving into the future is vital to practice success and quality patient care. Gregory N. Nicola, MD, FACR, Chair of the American College of Radiology® (ACR®) Commission on Economics, moderated the popular Economics Forum at ACR 2023, during which an expert panel of speakers fielded questions about the changing landscape of healthcare policy and its impact on the radiology specialty.

Panelists included Richard E. Heller III, MD, MBA, FACR, Lauren P. Nicola, MD, FACR, Sammy Chu, MD, FACR, Michael S. Booker, MD, MBA, Kurt A. Schoppe, MD, Melissa M. Chen, MD, Andrew K. Moriarity, MD, and Dana H. Smetherman, MD, MPH, MBA, FACR.

For more information about the Economic Forum and topics discussed, contact Angela Kim, ACR Senior Director, Economic Policy, at [akim@acr.org](mailto:akim@acr.org).

## ACR ANNOUNCES RECIPIENT OF 2023 WILLIAM T. THORWARTH JR., MD, AWARD FOR RADIOLOGY LEADERSHIP



Ezequiel "Zeke" Silva III, MD, FACR, past president of the Texas Radiological Society, received the William T. Thorwarth Jr., MD, Award for excellence in economics and health policy at ACR 2023. The William T. Thorwarth Jr., MD, Award, established in 2004 by the ACR Commission on Economics, honors members or staff who deserve recognition for their efforts relating to economics and health policy.

Dr. Silva is the medical director of radiology at the Methodist Texsan Hospital, a diagnostic and interventional radiologist at Southern Texas Radiology Group and an adjunct professor at UT Health-Long School of Medicine, San Antonio. He was the first radiologist to chair the AMA/Specialty Society RVS Update Committee. He previously chaired the ACR Commission on Economics and served as a founding board member of the Harvey L. Neiman Health Policy Institute®.

Dr. Silva was a leading advocate for safe and effective healthcare during the COVID-19 pandemic. As part of his efforts, he participated in the White House COVID-19 Task Force and CMS speaker series "Lessons from the Front Lines: COVID 19."

## TRS Wins Meetings & Education Award

TRS wins the Meetings & Education (Div. E) ACR Chapter Recognition Award.



## TRS Foundation ACR-SIIM Data Science Summit Scholarship Recipients

**Mohab Elmohr, MD,**  
Baylor of College Medicine

**Talal Mourad, MD,**  
Medical City Healthcare

## Scope of Practice Campaign

### HB 724 undermines expert medical care.

Protect Patient Safety.  
Ensure Skilled Providers.  
Reject HB 724.

Learn more >

TEXAS PATIENTS DESERVE THE BEST  
We believe every Texas patient deserves access to properly supervised and interpreted imaging exams by highly trained medical doctors.

LEARN MORE  
[www.txrad.org/](http://www.txrad.org/)

After receiving a grant from the ACR Scope of Practice (SOP) Fund, TRS and TRS PAC launched a social media campaign in December 2022 to educate Texas lawmakers and staffers about SOP issues. The campaign was established to safeguard patients and patient access to radiologist expertise by fighting state and federal non-physician SOP expansion legislation.

The SOP media campaign strengthened our direct advocacy efforts by remaining focused on our core values and efforts:

1. Advocacy on behalf of radiologists in Texas, including defending against efforts by mid-level providers to expand their independent practice authority.
2. Enhancement of our current lobbying efforts against scope of practice expansion by increasing awareness and appreciation of the extensive training radiologists receive, the skills they bring to the diagnosis and treatment of disease, and the safety and high-quality care they provide their patients.
3. Enhancement of our existing social media presence, presence in Austin, and expand our reach to our target audiences in the policymaking process before and during the legislative session.
4. Coordination of these efforts with other physician advocacy groups, including the Texas Medical Association, Texas Society of Anesthesia, Texas College of Emergency Medicine, and other advocacy groups focused on scope of practice issues.

Thank You to  
the Texas  
Radiology  
Groups for  
their TRS PAC  
Contributions



\$44,500



\$19,550

Please contact Karen Garbaccio at (512) 535-4920 or karen@txrad.org to make a PAC contribution in your organization's name.



**TEXAS RADIOLOGICAL SOCIETY  
POLITICAL ACTION COMMITTEE**

## END OF SESSION UPDATE

May 29th marked the end of the regular 88th Legislative Session (Sine Die). The legislature worked up until the very end to pass the budget and other key pieces of legislation. The Governor called the legislature back immediately upon adjourning Sine Die on May 29, 2023 to focus on two priorities: property tax relief and human smuggling prevention. The legislature will remain in a special session until Tuesday, June 27th.

Despite the challenges posed by the filing of over 8,300 bills this session and a multitude of unfavorable healthcare bills, medicine remained steadfast in its commitment to patient care. With a focus on defending against harmful measures, we were able to successfully defeat proposals such as value-based care, physician steering practices, and scope of practice. Through our tireless efforts, we ensured that patients would continue to receive the highest quality care from qualified healthcare professionals. We remain dedicated to advocating for policies that prioritize patient health and wellbeing.

A priority bill for medicine this session that was signed into law by the governor was House Bill 3359 by Representative Greg Bonnen. This bill amends current law relating to network adequacy standards and other requirements for preferred provider benefit plans (PPOs). This bill was negotiated with stakeholders almost up until

## TRS PAC Update

Rajeev Suri, MD, MBA, FACR, FSIR, Chair, TRS PAC

Michael Grimes, Imperium Public Affairs



the point of final passage, and seeks to codify measurable network adequacy standards for PPOs while requiring carriers to meet these standards prior to offering the networks. It also increases the transparency of the waiver process by requiring public hearings for waiver requests and limits the number of waivers allowed to be issued by TDI and the reasons for issuing them.

Sunday, June 18th marked the deadline for the Governor to take action on bills, including signaling his support of a bill by signing it or expressing his disapproval with a veto. Bills approved during the regular session required action from the Governor by Sunday at midnight. Additionally, he had until midnight to veto any laws before they became effective, with or without his signature. Governor Abbott vetoed 76 bills during his 20 day veto period - this is the current Governor's highest personal record since taking office in 2015. Former Governor Rick Perry holds the all-time record of most vetoes when he vetoed 83 bills in 2001.

In addition to the regular session, the interim period presents a crucial opportunity for legislators to continue their work. With directives given to committees to study specific policy issues, this time can be used to gather data and insights that will inform future legislation. The recommendations made by these committees can have a significant impact on the direction of policy in the years ahead.

## TRS and ACR Capitol Hill Days



*TRS Leaders at the Texas Capitol.*



*TRS leaders advocate at the US Capitol.*



## Resident and Fellow Section Update

Pallavi Srivastava, MBBS, Secretary, TRS RFS




In February 2023, The Texas Radiological Society Resident and Fellow Section (TRS RFS) hosted the 6th annual RFS Case Review Course on Saturday February 18th followed by a Career Fair at the TRS 110th Annual Meeting held in Austin, TX.

The RFS Case Review Course was conducted over a full day and featured a comprehensive agenda. The day began with a TRS PAC update by Dr. Suri, followed by four sessions of focused case discussions covering Mammography, Interventional Radiology, Thoracic imaging, Nuclear Medicine, Cardiac imaging, Neuroradiology, Pediatrics, GI, GU and MSK. The nine lecturers, namely Drs. Lynch, Montgomery, Strange, Oza, Ocazonez, Lincoln, Hammer, Pepin, and Thakur, were nominated by residents who recognized them as exceptional educators, mentors, and radiologists. The lectures delivered by these experts were highly valued by the residents. We express sincere gratitude to the speakers for dedicating their time and efforts to creating these highly sought after lectures. We look forward to continuing this complimentary case-based review course next February in Arlington, TX.

The RFS and YPS Career Fair took place on Saturday evening and attracted trainees and radiologists at all levels. One representative from twelve different radiology groups in Texas gave brief presentations about their practice models. The event provided a valuable platform for networking and building connections. It allowed attendees to engage directly with representatives from the radiology practices, ask questions, and gather information to make informed decisions about their future career paths. Please mark your calendars for the TRS 111th Annual Meeting at the Live! By Loews hotel in Arlington, TX, February 23-25, 2024.

## Medical Student Committee Update

Kent Rohweder, Chair, TRS Medical Student Committee



The 3rd Annual Medical Student Symposium was held at the TRS 111th Annual Meeting in Austin, TX in February 2023. The goal of this one-day symposium is to inspire medical students in TX to pursue careers in interventional radiology and diagnostic radiology. Radiology speakers and Program Director Panelists provided informative lectures to almost 50 medical students on a wide range of topics from AI in Radiology and Patient Centered Care to the Residency Application Process. Medical Students also participated in the RFS and YPS Career Fair networking event that provided medical students with the opportunity to start business relationships with radiology groups across the state.

## Legislative Fellowship: *Wingardium Legislation*

Elizabeth "Betsy" Haberl, MD



The Texas Capitol can be intimidating. There are endless hallways, secret staircases, and portraits on the walls with serious historical faces. To a first year resident, it may feel like stepping into Hogwarts. Instead of gaggles of cloaked wizards, you will see large masses of lobbyists wearing matching T-shirts. You might even interact with a snake, although parseltongue is usually not being spoken at the rattlesnake roundup.

At the beginning of the Legislative Fellowship, I was not greeted by Hagrid or Dumbledore. However, the staff at Imperium Public Affairs made the experience fairly magical. We started the day with coffee and sausage...or in other words, seeing how the sausage is made. During the hearings, people testified on healthcare related bills. Some of the speeches were rather enchanting; voices can be powerful, charming or cursing a future bill. We apparated up to the galleries, peering down on both the House and Senate in session. The House was chaotic, like quidditch, everyone milling around as house bills were presented. Did you know there is legislation on the labeling of Texas honey? In contrast, the Senate was formal, organized, and subdued, similar to the Wizengamot at the Ministry of Magic.

Sorcery similes aside, the 2023 TRS Legislative Fellowship provided three radiology residents with the skills to lobby at the state and national levels. Exposure to the bewitching world of legislation is vitally important for trainees, as many medical schools do not offer government related topics in the curriculum. We must once again learn the importance of social interactions, while recovering from a pandemic that erased many of these opportunities. The Fellowship helped me find the courage to look staffers in the eye and tell them my views on current issues in radiology. Recently, I utilized my experience from the Fellowship to advocate on Capitol Hill. I will encourage future co-residents to apply in the coming years. In summary, *Wingardium Legislation* my friends!

## Thank You RFS Case Review Course Sponsor

Thank you to Texas Radiology Associates for sponsoring the Resident & Fellow Section Case Review Course during the TRS 110th Annual Meeting.



## Thank You RFS and YPS Career Fair Radiology Groups

Thank you Texas Radiology Groups for participating in the RFS Career Fair.

- American Radiology Associates
- ARA Diagnostic Imaging
- Baylor Scott & White Health
- Houston Northwest Radiology Associated
- M&S Radiology Associates
- Radiology Associates of North Texas
- Radiology Partners
- South Texas Radiology Group
- Texas Radiology Associates LLP
- Texas Tech University Health Sciences
- UT Health SA Department of Radiology

# Thank You!

Thank you, ARA, for your generous donation to the TRS Foundation.



\$10,000



## TRS Foundation Update

I. Ray Kirk, MD, FACR, President, TRS Foundation



The 2023 TRS Annual Meeting was a success on many levels for the TRS Foundation. We were thrilled to introduce the Phillip Strax, MD Lecture: Breast Imaging and Saving Lives with keynote speaker, Daniel Kopans, MD, FACR, FSBI. The Phillip Strax, MD Lecture was made possible by a generous endowment from Barbara and Richard Strax, MD, FACR.

The TRS Foundation is dedicated to carrying out the educational and charitable interests of the Texas Radiological Society. Through scholarships, lectureships, fellowships and awards, we are honored to support programs that further our great profession.

## Scholarships

TRS Foundation offers numerous scholarships to residents, fellows and practicing radiologists. Check out our website [www.txradfoundation.org](http://www.txradfoundation.org) for more information on application requirements and submission deadlines.

### TMA Leadership College Scholarship

- Established to fund a Texas radiologist to attend the TMA Leadership College to strengthen Texas Radiology leadership and involvement in organized medicine.

### RLI Institute Scholarship

- Established to provide tuition assistance for promising leaders in TRS to attend RLI courses for leadership training including:
  - RLI Summit** - September 29 – October 1, 2023
  - RLI Essentials** - September – December 2023
  - RLI Kickstart** - November 1, 2023
  - RLI Maximize Your Influence and Impact** – January 2024

## Lectureships

TRS Foundation is proud to sponsor seven dynamic lectures at the TRS Annual Meeting. These lectures were made possible through generous gifts to the TRS Foundation.

- Sid & Catherine Roberts Ethics Lecture
- Robert D. Moreton Keynote Lecture
- Radiation Oncology Keynote Lecture
- Charles Craig Lecture
- RLI Institute Lecture
- Marianne & Stewart Reuter Interventional Radiology Symposium
- The Phillip Strax, MD Lecture: Breast Imaging and Saving Lives



Daniel Kopans, MD, FACR, FSBI with TRS board member Jay Parikh, MD, FACR

## Awards

TRS Foundation is proud to be able recognize resident excellence with two outstanding awards:



Guiberteau Award for Resident Excellence, made possible by a generous gift from Milton J. Guiberteau, MD, FACR.



J. Mitchell, George & Stephen Brown  
Award for  
Resident Excellence  
IN RADIATION ONCOLOGY

J. Mitchell, George, and Stephen Brown Award for Resident Excellence in Radiation Oncology, made possible by George R. Brown, MD, FACR and Stephen L. Brown, MD, FACR.

## Congratulations!

Congratulations to the 2024 J. Mitchell, George, and Stephen Brown Award for Resident Excellence in Radiation Oncology Finalists.



**Samuel Andersen, MD**  
UT Health Science  
Center San Antonio



**Gohar Manzar, MD, PhD**  
UT MD Anderson  
Cancer Center



**Ambrosia Simmons, MD, PhD**  
UT Southwestern  
Medical Center

## Fellowships

The TRS Foundation sponsors one resident each year to participate in the Rutherford-Lavanty Fellowship in Government Relations and the RANT/James M. Moorefield, MD, Economics Fellowship. TRSF pays for travel, lodging and meals for the recipients. Applications will open late summer and the fellowships will take place in early 2024.

## We Need Your Help

We need your help to continue to offer and grow these programs! Because of your financial support, the TRS Foundation is able to fund these programs to the direct benefit of you and our members.

Donations can be made to support:



### General Operating

Supports the running expenses of the Foundation



### Young Radiologist Giving Society

Directly benefits our trainees and young physicians through travel stipends, tuition reimbursement and attendance at the TRS Annual Meeting



### Reuter IR Fund

Texas IR's - Help us reach our fundraising goal to ensure we can continue to support and offer this lecture at the annual meeting

*The TRS Foundation is a 501 ©(3) tax-exempt organization with a public charity stature under 509(a)(3). Donations are tax-deductible to the extent provided by law. Federal IEN 76-0365382.*

## 3 Easy Ways to Donate



TRS Website



PayPal



Venmo

## ACR Magnetic Resonance Accreditation Program Updates

Olivia Popnoe, MS, Vice-Chair, TRS Medical Physics Section



In November 2022 the ACR launched the new platform for ACR submission, entitled ACRedit Plus. Along with this change, the new medium ACR phantom is now required for MRAP submission for sites whose large phantom does not fit in the clinically used head coil. The grace period for obtaining the medium phantom will be May 2024. The medium phantom was developed for commonly used phased array head coils that typically have smaller volumes than quadrature head coils. This will allow sites to acquire images for MRAP submission with the head coil that is routinely used to perform brain imaging. It is also strongly encouraged by the ACR that the same phantom/coil used for submission be used for the weekly QC program. Information on ordering the medium phantom can be found on the ACR's website. (Note that if brain scanning is not routinely performed, or a head coil is not available, the small phantom should be used with the knee coil for MRAP submission. Contact the ACR for more information).

Accrediting for breast MRI is now a module under the MRAP submission and is no longer a separate accreditation. MRI equipment must have a dedicated bilateral breast coil capable of simultaneous bilateral imaging and must meet all state and federal performance requirements. Submission for this module includes a specific clinical exam with a known enhancing biopsy-proven carcinoma visible in the breast parenchyma (please see the ACR website for additional information).

As a final update, the material used in manufacturing slice 5 of the ACR phantom has changed due to a lack of availability of the previously used material. The MR physics subcommittee has tested and approved the new material and determined there is no impact on current scanning requirements. If the phantom at your facility has the phantom with the previously used material, it is still acceptable to use.

## YPS Career Advice Survey

YPS asked practicing radiologists for their advice on the transition between training and independent practice.



**“Don't be afraid to ask for help.”**



**“Become a leader by just showing up and participating.”**

Read more advice under the Mentorship section at [www.txrad.org/youngprofessional](http://www.txrad.org/youngprofessional).

# Standing on Shoulders: Looking Back at TRS History

Paul H. Ellenbogen, MD, FACR, TRS Historian



Over the past 20 years, almost every Texas Radiological Society Annual Meeting has been held on a rotating basis in Austin, Dallas/Ft. Worth Metroplex, Houston or San Antonio. These cities have multiple nice hotels, meeting facilities and are relatively easy to get to by car, bus, plane etc.

However, historically it hasn't always been this way. Early meetings of the TRS were also held in Temple, Galveston, and Waco. During the 110 Annual Meetings held to date, the venues have also included El Paso, Brownsville, Mineral Wells, Beaumont, Abilene, Sherman, and Corpus Christi. I clearly recall, at a meeting of TRS leaders held about 20 years ago, it was suggested that we hold the Annual Meeting in Muleshoe, TX. In case you haven't been there, Muleshoe is slightly west of a line drawn from Amarillo to Lubbock. The population of Muleshoe was 5,158 in the 2010 census. I am pretty confident that suggestion was made in jest. The motion was not adopted. Don't you wish you could attend the Annual TRS Meeting and tell your buddies when they say "hey, how have you been?" you reply "just got back from the TRS Meeting in Muleshoe".

So, on the list of TRS Meetings, provided in "History of the Texas Radiological Society" written by then TRS Historian Peter Riesz, MD, ED, and published by Nortex Press and the TRS in 2002, you will find that 4/110 Annual Meetings of the TRS have been held in El Paso. An off-site social event used to be a regular part of the offerings, and one time the social event in El Paso was a visit to neighboring Juarez, Mexico! Should we revise our name to "The Tex-Mex Radiological Society"?

I focus on El Paso at this time, (because it is a wonderful city to visit) because it just so happens that four Past Presidents of the TRS were from El Paso and more interestingly, one was president 100 years ago and another precisely 50 years ago.

## John Watson Cathcart, MD served as President of the TRS

**1923-1924.** He was born in Mason City Iowa in 1877. He served in the Spanish-American War and then attended medical school at Northwestern University. Next, he interned in El Paso at Hotel Dieu, Sisters' Hospital. He was a pioneer in the use of radium and x-ray but unfortunately developed aplastic anemia and died from recurrent severe hemorrhages.

## Gordon Livingston Black, MD served as TRS President 1973-

**1974.** Born in 1919 in Pecos, Texas. He attended Austin High School in El Paso, and received a BS degree from the Texas College of Mines and Metallurgy (now known as UT El Paso). He studied medicine in Galveston at UTMB, and then interned at the Philadelphia General Hospital. After active duty in the Navy (he served in the Pacific and participated in the Battle for Okinawa in 1945) he did a radiology residency from 1946 to 1949 at the University of Rochester in NY. He returned to El Paso and practiced at the same hospital where Dr. Cathcart had interned— Hotel Dieu, and Providence Memorial. He was a diplomate of the ABR, Diplomate of the American Board of Nuclear Medicine and Fellow of the ACR. He was medical director of the El Paso Cancer Center for over 20 years.

The other two Past Presidents from El Paso were Thomas G. Russell, MD (1957-1958) and Delphin von Briesen, MD (1960-1962).

**Fun Fact:** The 30th Annual Meeting of the TRS actually did not ever occur. It was 1943 amidst wartime travel restrictions. Soooo - the meeting that took place in Austin this year was in fact the 109th, not the 110th!

## In Memoriam: Robert W. Parkey, MD



Robert W. Parkey, MD, Professor of Radiology and the longest-acting Chair of Radiology at UT Southwestern, passed away February 7, 2023.

After receiving a bachelor's degree in physics from UT Austin, Dr. Parkey pursued his medical degree at UT Southwestern. He completed his residency training in diagnostic radiology at Parkland Hospital and a fellowship in radiological data processing at the University of Missouri, sponsored by the National Institute of General Medical Sciences. Dr. Parkey returned to UT Southwestern in 1970 and shortly after became Chief of Nuclear Medicine.

In 1977, Dr. Parkey was appointed Chair of the Department of Radiology. Under his leadership, the department grew in size and technical capacity. He recruited and retained talented faculty, fellows, residents, technologists, and staff. With a keen eye for innovation, Dr. Parkey successfully advocated for a magnetic resonance imaging (MRI) clinical unit, allowing UT Southwestern to be one of the early academic sites to engage in research and clinical care on a commercial instrument.

Throughout his 33-year tenure as Chair, Dr. Parkey embraced the rapid development of medical imaging. His contributions were essential to the development of the Biomedical Magnetic Resonance Facility, the Mary Nell and Ralph B. Rogers Magnetic Resonance Imaging Center, Zale Lipshy Pavilion – William P. Clements Jr. University Hospital, and the Bill and Rita Clements Advanced Medical Imaging Building.

Dr. Parkey was appointed the Effie and Wofford Cain Distinguished Chair in Diagnostic Imaging in 1994. In 2007, Parkland Hospital honored him with its Hero of Our Heritage Award. He also was recognized with the Lifetime Service Award from the American Board of Radiology (2010) and the Gold Medal from the Texas Radiological Society (2012).

A committed educator, Dr. Parkey received top teaching honors from UT Southwestern students several times. He considered his greatest accomplishment the many students and residents he trained through the years.



Dr. Weatherall in front of the Wilhelm Roentgen painting at ACR headquarters. This painting was given to ACR after being commissioned for the TRS 100th Anniversary.

radiology and medicine-related topics important to our profession. Our campaign highlighted the invaluable roles of radiation oncologists, interventional/diagnostic radiologists, and medical physicists in diagnosing and treating patients. We also emphasized the stark contrast in education and experience between imaging physicians and non-physician providers.

In a rare move for the TRS, we filed a lawsuit against the federal government (with strictly limited funding) with the Texas Medical Association. This objected to CMS interpretation and rule-making, which effectively nullified the work done to establish a consensus national law protecting patients from being caught in the middle of out-of-network balanced-billing disputes between insurers and physicians. This lawsuit specifically addressed the sudden 6X increase in the non-refundable fee, now \$350, required to initiate the arbitration process. This fee exceeds 99% of radiologist reimbursements and strips radiologists of their ability to challenge low out-of-network payments from insurers.

In more traditional advocacy efforts, we discussed quality healthcare for Texans at the Texas Capitol in February, and 29 of us represented the TRS in Washington, D.C. in April. Our 18-strong Texas lobbying group included residents who received grants from the TRS PAC. Please see page 6 for an end of session update from TRS PAC and Imperium Public Affairs.

## Imaging Informatics and Artificial Intelligence:

Imaging professionals are at the forefront of discovering new ways to improve healthcare. The ACR and other radiology-related organizations have taken the lead in imaging informatics and artificial intelligence. The TRS is exploring this arena through collaboration with the ACR Digital Science Institute, developing educational programs to facilitate adaptation and implementation of AI technologies in radiology practices. In June, TRS members, including two residents funded by the TRS Foundation, attended the SIIM-ACR Data Science Summit event, "Quantifying the Value of AI: Investment, Costs, Reimbursement and Benefits." Our goal is to ensure that physician imaging specialists become leaders in this rapidly developing field, rather than just end-users.

We strive to provide high direct and indirect value to our membership. The activities mentioned above are just a small sample of what we offer. You are equally welcome to suggest new or alternative approaches to accomplishing our shared goals. We would be delighted to have you join us in any capacity you have time for ([www.txrad.org/VolunteerOpportunities](http://www.txrad.org/VolunteerOpportunities)). I am grateful for the opportunity to serve as your president and work alongside the remarkable individuals who make the Texas Radiological Society an exceptional organization.

## TRS Member Benefits



*Affordable*  
MEMBER DUES



*High Caliber*  
ANNUAL MEETING  
Earn CME, Ethics, RLI,  
MPCEC and Modality Credits



*Watch Dog*  
at TEXAS CAPITOL  
Lobbyists monitor bills  
& fight to protect your  
patients and practice



*Your Voice*  
as a Texas Radiologist,  
Radiation Oncologist and  
Medical Physicist

## Editor's Note

Prachi Dubey, MD, TRS Editor



A warm welcome to our membership from the Editor's desk as we bring to you summer updates from the Viewbox.

First, congratulations to all the award winners! Your engagement, leadership and talent are inspiring. Second, remember to check out the President's note detailing the triple pronged TRS action approach focusing on priority issues of education, advocacy and economics. These priority issues are a reflection of the TRS membership survey.

Last (but not the least), kudos to your active participation and devotion to furthering radiology in Texas. It is the reason TRS is standing on a solid footing today as one of the strongest state chapters!

PS: Looking forward to seeing everyone at the 111th Annual Meeting in Feb 2024. Or should we say 110th annual meeting? Read Dr. Ellenbogen's article on page 10 to figure out why.



PRESORTED  
FIRST-CLASS  
U.S. POSTAGE  
PAID  
AUSTIN, TX  
PERMIT NO. 718

24165 IH-10 West  
Suite 217 #510  
San Antonio, TX 78257  
Phone: (512) 535-4920  
Fax: (512) 276-6691  
www.txrad.org

# 111<sup>TH</sup> ANNUAL MEETING

**FEBRUARY 23-25, 2024**  
Live! By Loews | Arlington, TX



## Award Winner

American College of Radiology  
Chapter Recognition Awards:

- Overall Excellence Award  
(Div. D: 2016, 2015, 2013, 2011, 2010, 2009, 2008, 2007)
- Government Relations  
(Div. E: 2021)
- Membership  
(Div. E: 2019)  
(Div. D: 2014, 2012, 2008, 2003)
- Communications  
(Div. D: 2009, 2007)
- Meetings/Education  
(Div. E: 2022, 2020, 2018, 2017)  
(Div. D: 2005)
- State with Most Contributors to RADPAC  
(Div. D: 2018)  
(Div. E: 2016, 2012)

## REGISTER NOW



# Fall Social

10/7/23 | SAN ANTONIO  
[WWW.TXRAD.ORG/FALLSOCIAL](http://WWW.TXRAD.ORG/FALLSOCIAL)