

ALICE IN MONROE COUNTY



2023 Point-in-Time Data

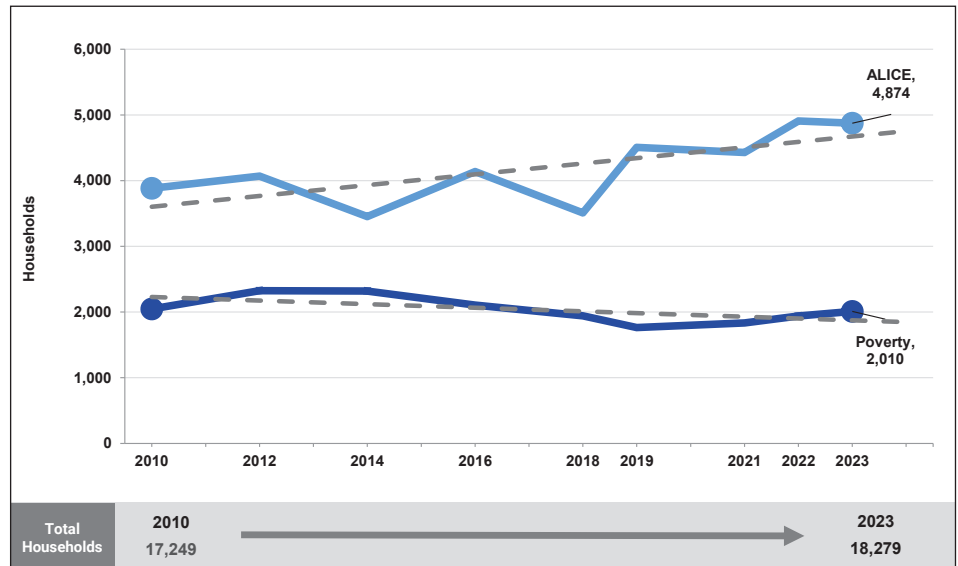
Population: 46,169 • **Number of Households:** 18,279
Median Household Income: \$68,213 (state: \$74,631)
Labor Force Participation Rate: 62.7% (state: 65.2%)
ALICE Households: 27% (state: 24%) • **Households in Poverty:** 11% (state: 11%)

Trends in Financial Hardship

ALICE is an acronym for **A**sset Limited, **I**ncome **C**onstrained, **E**mloyed – households that earn more than the Federal Poverty Level, but less than the basic cost of living for the county (the ALICE Threshold). Households below the ALICE Threshold – ALICE households plus those in poverty – can't afford the essentials.

Households move below or above the ALICE Threshold as economic factors and circumstances change. The line graph to the right shows the number of ALICE and poverty-level households (solid blue lines), as well as the trend over time (dotted gray lines). **By 2023, 6,884 households (38%) were below the ALICE Threshold in Monroe County.**

ALICE and Poverty-Level Households, Monroe County, 2010-2023



Note: See an interactive version of this data at UnitedForALICE.org/Wisconsin
 Sources: ALICE Threshold, 2010-2023; American Community Survey, 2010-2023

The Cost of Basics Outpaces Wages

The Household Survival Budget reflects the minimum cost to live and work in the current economy and includes housing, child care, food, transportation, health care, technology, and taxes. It does not include savings for emergencies or future goals like college or retirement. The Household Survival Budget is calculated at the county level and by household composition, as costs can vary greatly depending on location and household needs.

In 2023, household costs in Monroe County were well above the Federal Poverty Level of \$14,580 for a single adult and \$30,000 for a family of four.

To see costs for different household compositions in Monroe County, visit UnitedForALICE.org/Household-Budgets/Wisconsin

Household Survival Budget, Monroe County, 2023		
	Single Adult	2 Adults, 1 Infant, 1 Preschooler
Monthly Costs		
Housing	\$675	\$1,011
Child Care	–	\$1,247
Food	\$438	\$1,190
Transportation	\$387	\$935
Health Care	\$174	\$617
Technology	\$86	\$116
Miscellaneous	\$176	\$512
Taxes	\$255	\$499
Monthly Total	\$2,191	\$6,127
ANNUAL TOTAL	\$26,292	\$73,524
Hourly Wage*	\$13.15	\$36.76

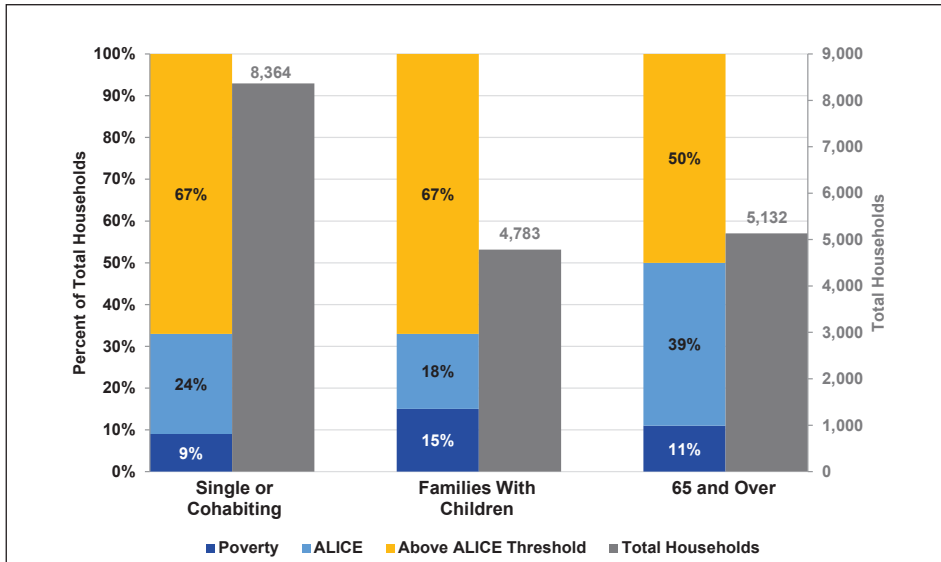
*Full-time wage required to support this budget
 For ALICE Household Survival Budget sources, visit UnitedForALICE.org/Methodology

Financial Hardship is Not Evenly Distributed

The largest demographic groups in the county also tend to have the largest number of households below the ALICE Threshold. However, when looking at the percentage of each group that is below the Threshold, some groups face higher rates of hardship.

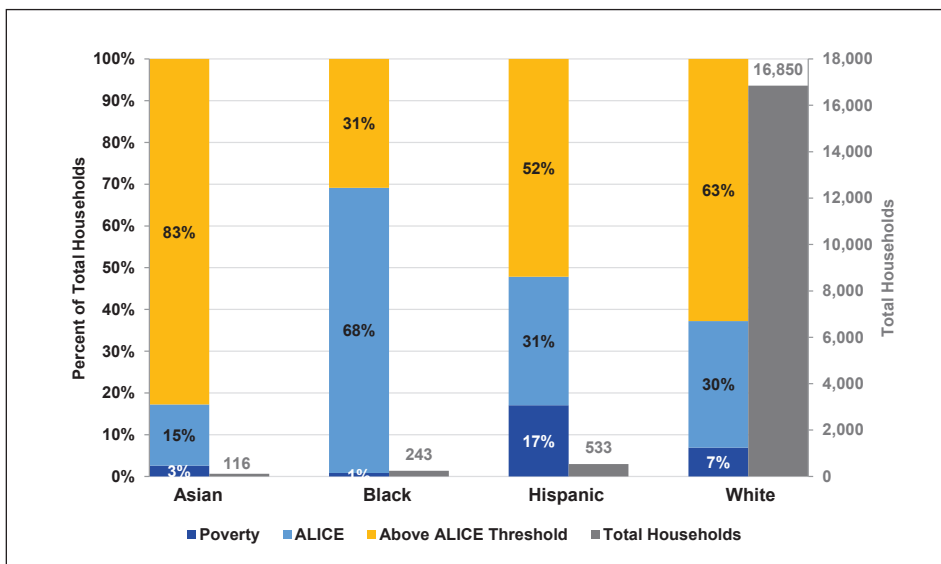
Explore more demographic data at UnitedForALICE.org/Wisconsin and visit UnitedForALICE.org/Mapping-Tool to see ALICE data for all available geographies.

Household Financial Status by Household Type, Monroe County, 2023



Note: Families with children include married-parent, single-female-headed, and single-male-headed households.
Sources: ALICE Threshold, 2023; American Community Survey, 2023

Household Financial Status by Race/Ethnicity, Monroe County, 2023



Note: Asian, Black, and White racial categories are for one race alone. Race and Hispanic ethnicity are overlapping categories. The Asian and Black groups may include Hispanic households; the White group includes only White, non-Hispanic households. The Hispanic ethnic group may include households of any race.
Sources: ALICE Threshold, 2023; American Community Survey, 2023

Monroe County, 2023		
Town	Total Households	% ALICE & Poverty
Adrian town	295	34%
Angelo town	583	44%
Byron town	419	41%
Cashton village	541	32%
Clifton town	193	40%
Glendale town	294	41%
Grant town	185	34%
Greenfield town	286	14%
Jefferson town	232	30%
Kendall village	187	39%
La Grange town	827	24%
Lafayette town	114	16%
Leon town	373	24%
Lincoln town	336	24%
Little Falls town	574	29%
Norwalk village	210	44%
Oakdale town	232	20%
Oakdale village	137	37%
Portland town	321	40%
Ridgeville town	199	35%
Sheldon town	189	35%
Sparta city	4,190	43%
Sparta town	1,237	23%
Tomah city	4,351	49%
Tomah town	489	28%
Warrens village	210	26%
Wellington town	247	30%
Wells town	178	37%
Wilton town	280	32%
Wilton village	179	32%

Note: Municipal-level data on this page is 5-year averages for U.S. Census County Subdivisions, which include Census County Divisions (CCDs). Data for counties with populations over 65,000 is 1-year estimates. Geographies with fewer than 100 households are not included. Therefore, totals will not match the county-level numbers.