

20 WASBO ANNUAL CONFERENCE 24 MOBILE APP - EMAIL ACCESS

Getting Started

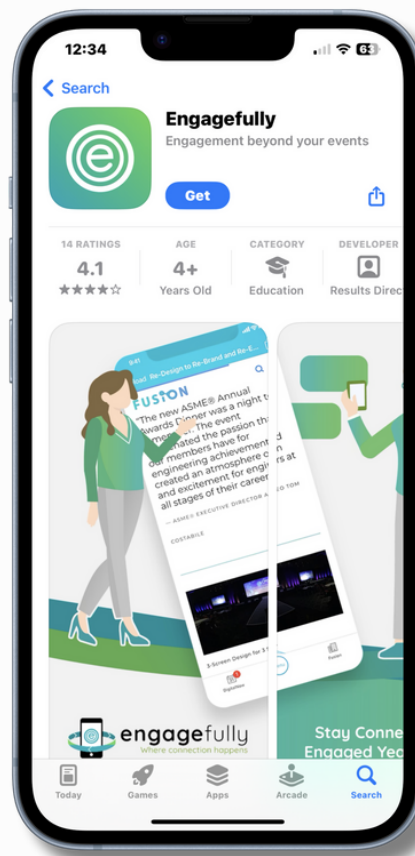
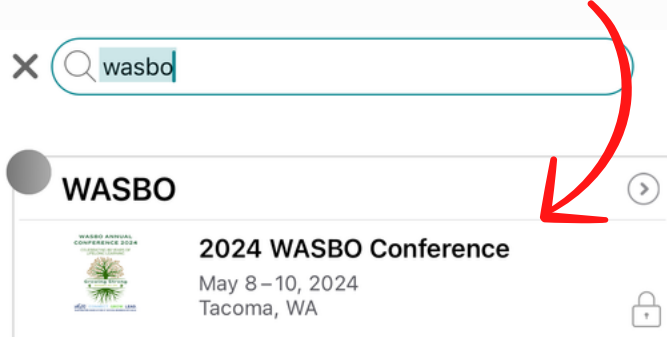
To log in, you will need to be able to access the email account utilized during event registration on your mobile device.

If you're unable to access your email account via your mobile device, please follow [these instructions to log in utilizing a unique password](#).

1 Download App & Find Event

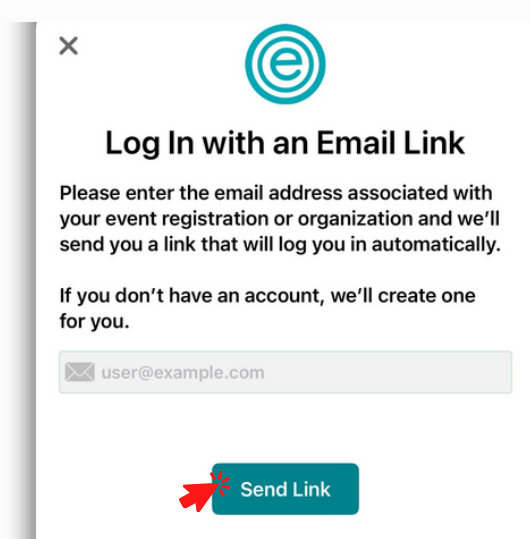
Download the "Engagefully" App from your device's mobile app store.

Once downloaded, open the app and search for wasbo. Click 2024 WASBO Conference when it appears.

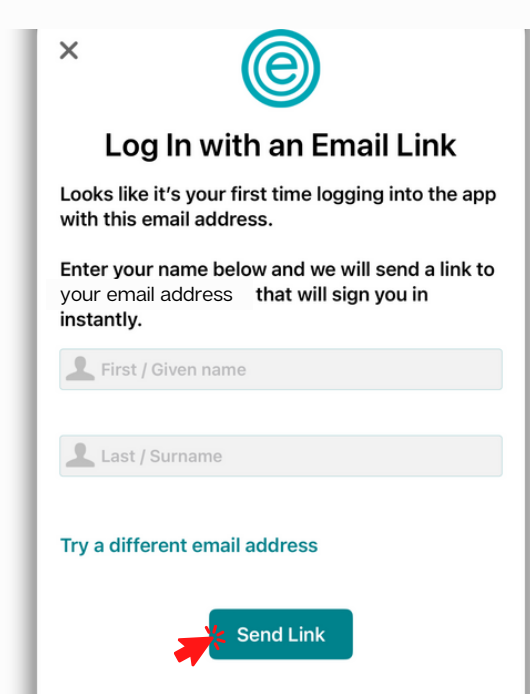


2 Log In

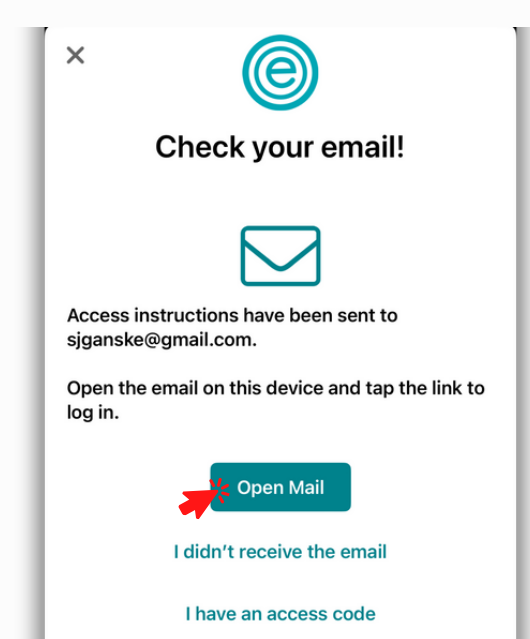
Once you have selected the 2024 WASBO Annual Conference event you will select 'Log In with an Email Link' and enter the email address you used when you registered for this conference (The same email address that this email was sent to).



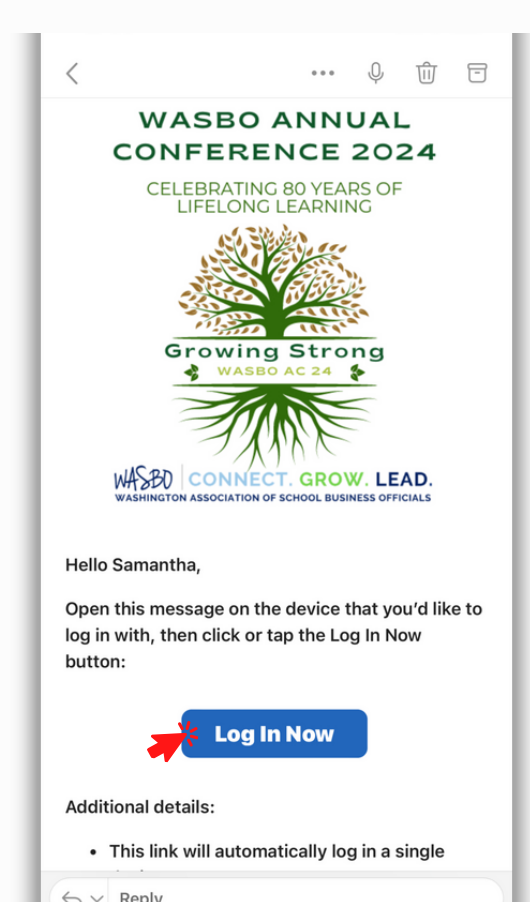
When you log into the app for the first time, your email address won't be recognized until you validate it. You'll need to input your first and last name as displayed below and then click 'Send Link'.



You'll be directed to access your email account utilized during registration from your mobile device. If you're unable to access your email account from your mobile device, please follow [these instructions to log in utilizing a unique password](#).



You will receive an email from Engagefully titled: 'Log in to 2024 WASBO Conference'. Open the email from your device and click the 'Log in Now' button. This will validate your email and automatically log you into the app.



You're all set! You can now set up your profile preferences and start exploring the app.

[Click Here for App Tips](#)

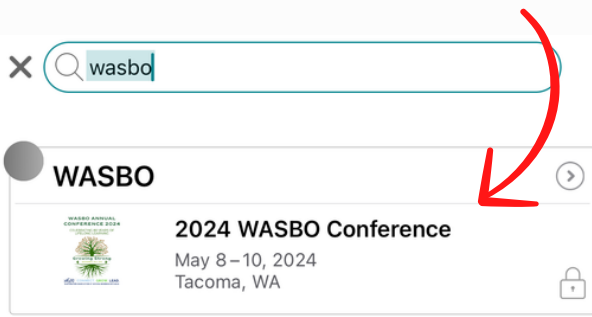
We are here to help! Please reach out to admin@wasbo.org for assistance.

20 WASBO ANNUAL CONFERENCE 24 MOBILE APP - WITH PASSWORD

1 Download App & Find Event

Download the "Engagefully" App from your device's mobile app store.

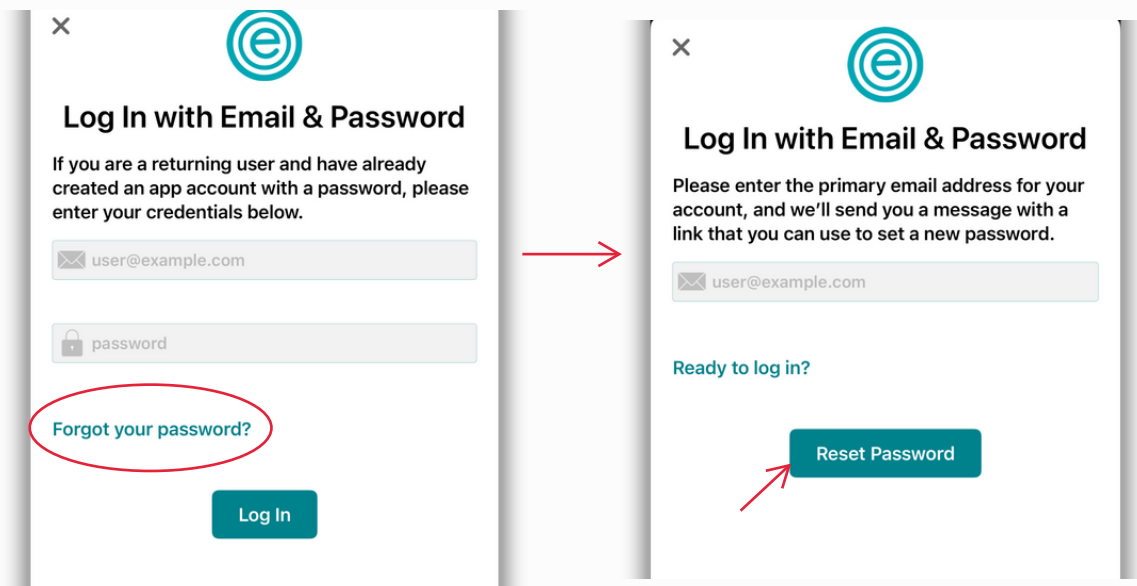
Once downloaded, open the app and search for wasbo. Click 2024 WASBO Conference when it appears.



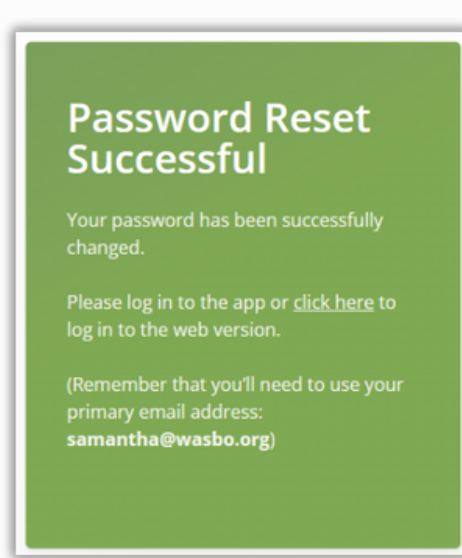
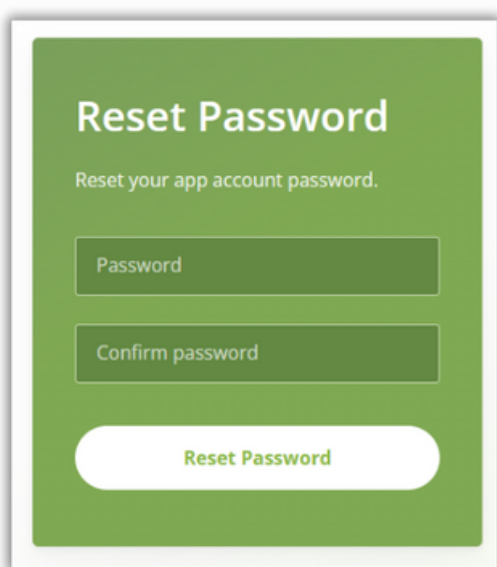
2 Log In

Once you have selected the 2024 WASBO Annual Conference event you will select 'Log In with Email & Password'. Since you do not have a password set up yet, you will need to click 'Forgot your password'. Enter your email address and click 'Reset Password' (The same email address that this email was sent to).

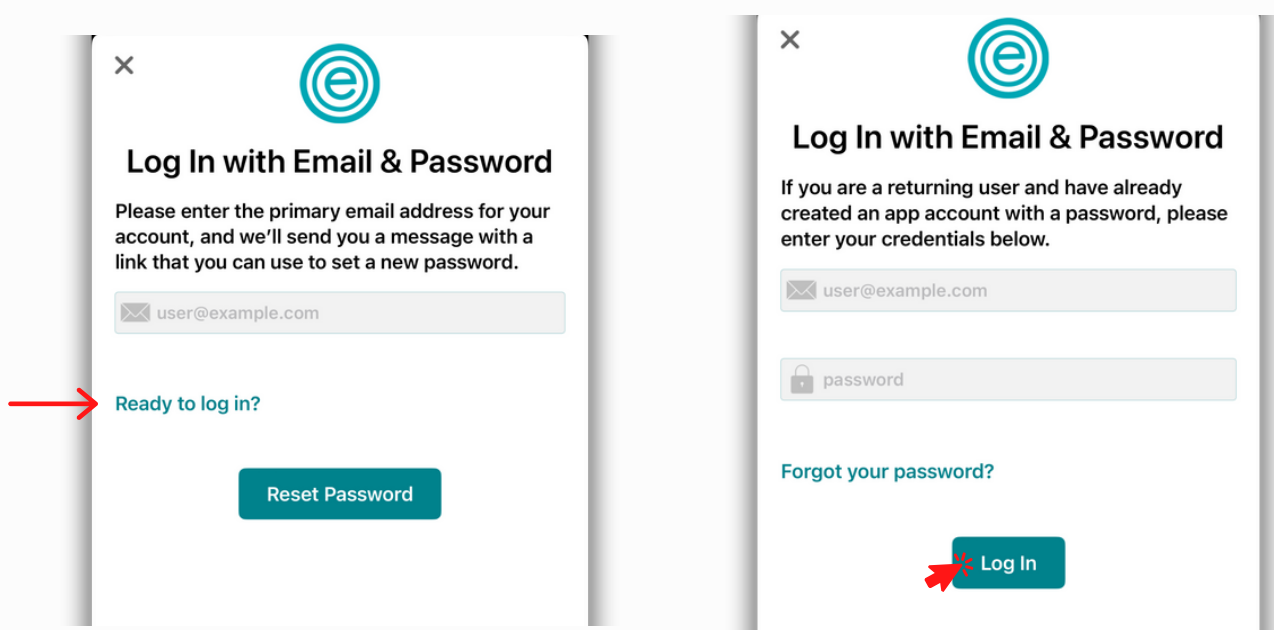
 Log In with Email & Password



Proceed to your email account on your computer and click the 'Reset Password' button in the email from RD Mobile to reset your password. If you do not see an email, try searching RD Mobile in your spam folder. After clicking on 'Reset Password' within the email, you should then encounter the following screen, indicating that you have successfully set up your password.



Go back to the app on your mobile device and click the 'Ready to log in'. You can now use your email address and password you just created to log in to the app.



You're all set! You can now set up your profile preferences and start exploring the app.

[Click Here for App Tips](#)

We are here to help! Please reach out to admin@wasbo.org for assistance.