



# HOW-TO PURCHASE BMC SESSIONS *A La Carte (Individual) Option*

## 1 SIGN INTO WWW.WASBO.ORG \*

WASBO Member?

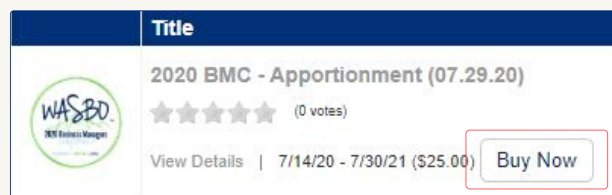
[Click here](#) to sign into your member account.

Not a WASBO Member?

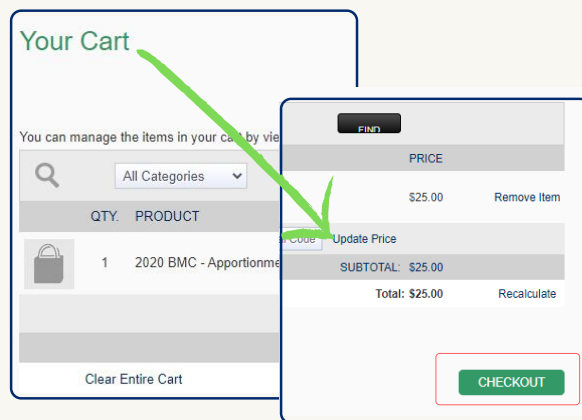
[Click here](#) to create a Learning Management System (LMS-Learner) account.

\*An account is required to purchase BMC sessions in step 3.

## 4 CLICK BUY NOW TO PURCHASE DESIRED SESSION



## 5 REVIEW YOUR CART AND SELECT CHECKOUT (WHEN READY)



## 6 CHECKOUT AS PROMPTED & RETURN TO LMS DASHBOARD

Your session(s) will be available once payment is processed either:

- ▶ By the system via CARD or
- ▶ By CHECK ('Bill Me' option) -  
**All checks need to be received at the WASBO office BY JULY 23, 2020**

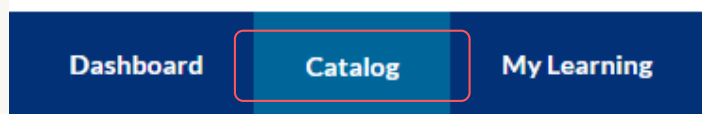
When it is time for the session, remember to log into LMS and click on the **Launch** button.

## 2 SELECT LMS FROM THE MENU BAR



You will then be redirected to WASBO's LMS site.

## 3 CLICK CATALOG → SCROLL / SEARCH FOR A DESIRED SESSION TITLE



All sessions begin with '2020 BMC'. Need to review available sessions?

[See the 2020 BMC Daily Schedule here.](#)

## ? QUESTIONS?

If you are experiencing any issues or have questions about the Learning Management System (LMS), please contact [lindsey@wasbo.org](mailto:lindsey@wasbo.org).



284 LEE ST SW SUITE 132 TUMWATER, WA 98501



360.528.2025