

Data Reporting and Update on HB 1660

Ken Turner

Health & Physical Education
Program Supervisor

Ken.Turner@k12.wa.us



Washington Office of Superintendent of
PUBLIC INSTRUCTION

Child Nutrition


Overview

1. Changes due to WIAA calendar changes
2. SmartSheet Reporting Tool
3. Templates for ASB/Athletic Data + Gap Plan
4. Overview of HB 1660 [FAQ](#)



Overview of legislation: Legislative Intent

- Extracurricular athletics and activities are a vital part of enriching students' educational experiences and developing students into responsible adults.
- Goal: For every student to have the opportunity to participate in extracurricular activities. Cost should not be a barrier to inclusion.



Jessie Diggins becomes first US Woman to win XC ski World Cup Title



Current law (House Bill 1660, 2020):

NEW DATES

April 1, 2021



May 15th

- Report to ASB councils

April 15, 2021



June 1st

- Publish data on website

June 1, 2021



July 1st

- Submit Gap Plans (if required)



Overview of legislation

Data Collection

High Schools must collect:

- a) The total number of high school students and the total number of high school students who are low income.
- b) The purchase amount of an ASB card for high school students.
- c) The discounted purchase amount of an ASB card for high school students who are low income.
- d) Athletic program participation fees and any discounted fees for high school students who are low income.
- e) The number of high school students who possess an ASB card and the number of high school students who are both low income and possess an ASB card.
- f) The number of high school students participating in an athletic program and the number of high school students who are both low income and participate in an athletic program.
- g) The opportunity gap in student possession of an ASB card.
- h) The opportunity gap in athletic program participation.
- i) Whether the school district has met the opportunity gap goals described by the Legislature.





Overview of legislation

Data Collection (continued)

- Beginning April 1, 2021, and annually thereafter, school districts must collect and report data to the Associated Student Body executive board
- Data must be from each high school individually and must include at least two weeks of data from the beginning of spring athletics season.
- Beginning April 15, 2021, and annually thereafter, school districts must collect data elements a–i (prior slide) and publish to their website, as outlined in [RCW 28A.325.050](#).





Overview of legislation

Calculate the opportunity gaps for possession of ASB cards and participation in extracurricular activities.

% of HS students who are **not** low-income and who possess an ASB card

—

% of HS students who are low-income and who possess an ASB card

=

Opportunity Gap



ASB Card and Athletic Participation Data

School District:
High School:

Date:

ASB/Athletic data

ASB Card and Athletic Participation Data		2020-2021
1	Number of students enrolled in the school (as of October 1 st of this school year).	
2	The number of high school students <u>eligible</u> to participate in the federal Free and Reduced-Price Meals program (FRPM) (as of October 1 st of this school year)	
3	Total number of high school students who possess an Associated Student Body card (All students with an ASB card)	
4	The number of high school students who are eligible to participate in FRPM <u>and</u> possess an ASB card (All students who qualify for Free and Reduced and have an ASB card)	
5	The total number of high school students participating in an <u>athletic</u> program (as of April 1 st of this school year) *only count student once*	
6	The number of high school students participating in an athletic program who are eligible to participate in FRPM (as of April 1 st of this school year) *only count student once*	
List of optional noncredit extracurricular event attendance and participation fees		Cost per Student (estimate)
The purchase amount of an Associated Student Body (ASB) card for high school students (general population price)		\$
Athletic program participation fees (If the price varies per sport, show the price range).		\$
Social school events (plays, concerts, dances, etc)		\$
Sport events (game admission, etc)		\$
Day field trip		\$
Multi-day trips/overnight travel		\$
Other:		
District policy for waiving and reducing noncredit extracurricular event attendance and participation fees as described under RCW 28A.325.019		Yes/No
Website address or explanation:		

Gap Reduction Template Report


School District:
High School:

School Year:
School FRPL %

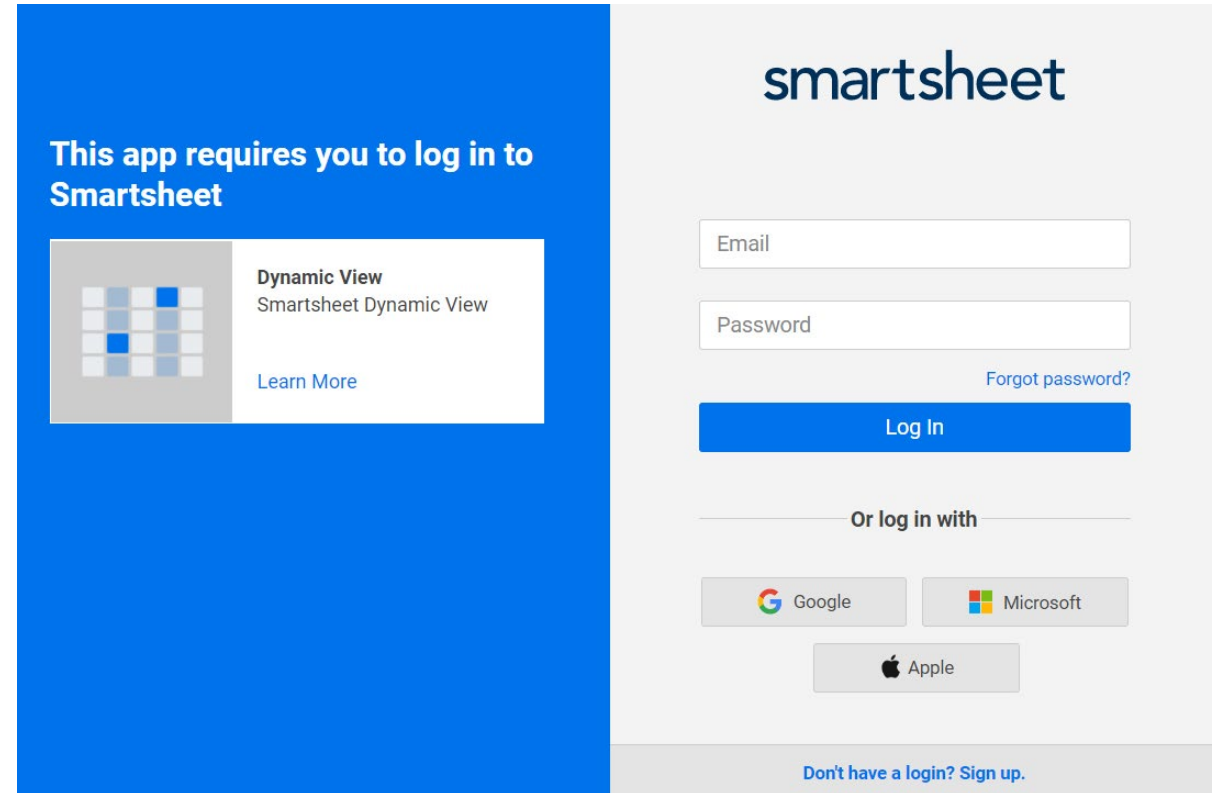
Gap Reduction Template Report	
ASB Card Possession Opportunity Gap:	
Extracurricular Participation Opportunity Gap:	
The intent of ASB card possession/Extracurricular activity Gap Closing Plan is to reflect on and identify additional barriers that prevent students who are low income from participating in optional, noncredit extracurricular activities such as clubs, school events, and athletics. Please share your ASB and athletic fee data with your ASB student council before filling out this gap reduction plan.	
1. Our school used the following approaches to determine barriers to ASB card possession and/or extracurricular participation:	
	Yes/No
Survey students on their participation	
Survey parents on their students' participation	
Evaluate required factors for participation (transportation, materials/uniforms, etc.)	
Compare school data to other schools with similar demographics	
Conduct a cost benefit analysis of offerings	
Other:	
2. What are some of your students' barriers to student possession of ASB Cards?	
	Barriers
Interest	
Timing	
Identifying eligible students	
Communication/Marketing	
Cultural responsiveness/awareness	
Other:	

3. What are some of your students' barriers to student participation in extracurricular activities?	Barriers
Transportation	
Cost	
Timing/Schedule	
Availability/Options	
Communication/Marketing	
Cultural responsiveness/awareness	
Interest	
Other:	
4. Describe the action steps the school/district will take to reduce the opportunity gap in student possession of ASB cards and/or participation in extracurricular activities for the following SY:(500 character)	

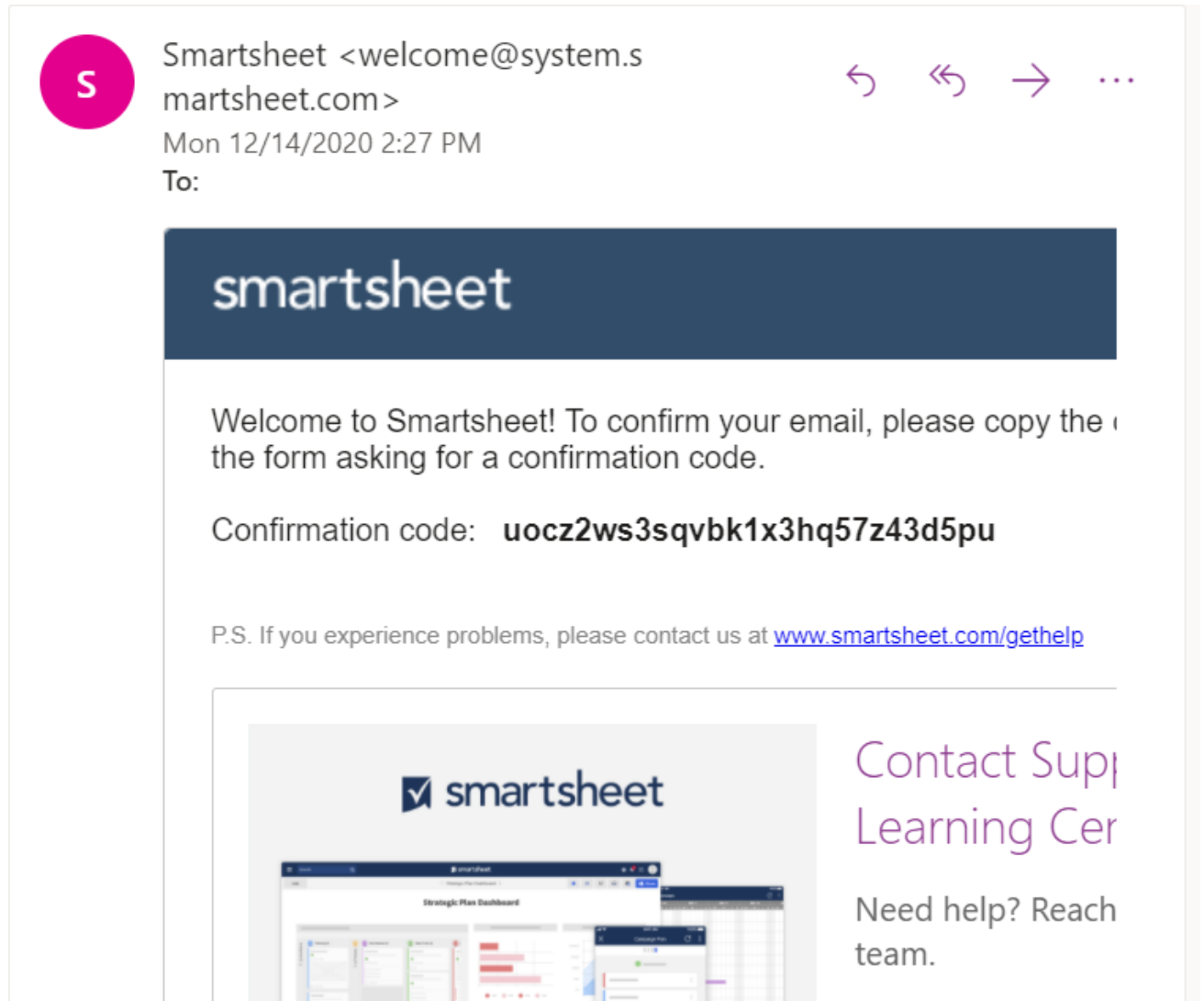
You will receive a link, once you click on the link you will be prompted to login in with a smartsheet account. Don't have one? Here's how to create one:



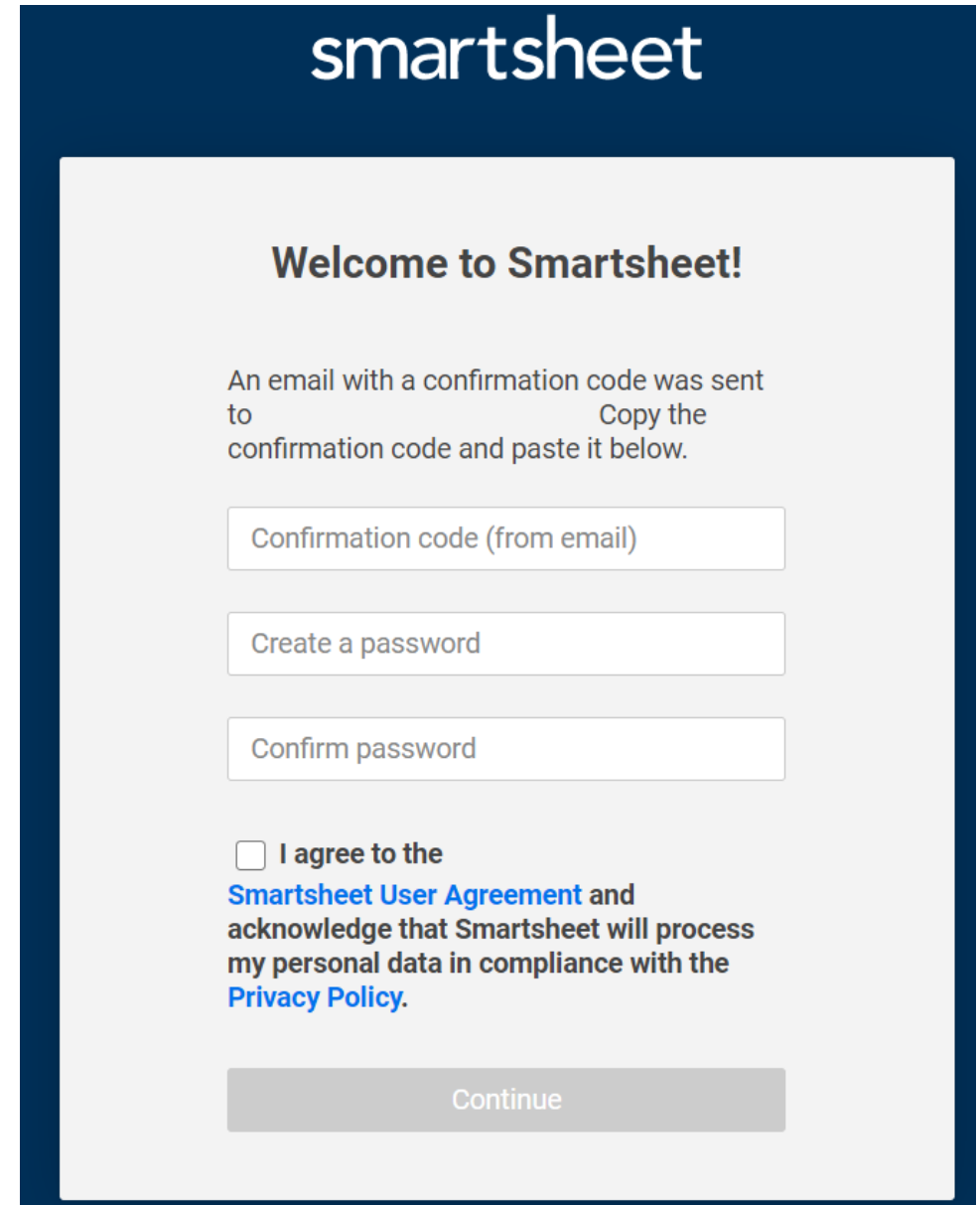
Select "Sign up". Fill out your information with the same email address you received your link from



You will receive an email with your confirmation code. Copy the code.



And paste the confirmation code into the appropriate box! Once you hit acknowledge the agreement, you have successfully set up your SmartSheets account



The screenshot shows the Smartsheet account setup interface. At the top, the Smartsheet logo is displayed in white on a dark blue background. Below the logo, the heading "Welcome to Smartsheet!" is centered. The main content area is light gray and contains the following elements: a message stating "An email with a confirmation code was sent to [redacted] Copy the confirmation code and paste it below.", three input fields for "Confirmation code (from email)", "Create a password", and "Confirm password", and a checkbox labeled "I agree to the Smartsheet User Agreement and acknowledge that Smartsheet will process my personal data in compliance with the Privacy Policy." A "Continue" button is located at the bottom of the form.

smartsheet

Welcome to Smartsheet!

An email with a confirmation code was sent to [redacted] Copy the confirmation code and paste it below.

I agree to the [Smartsheet User Agreement](#) and acknowledge that Smartsheet will process my personal data in compliance with the [Privacy Policy](#).

Continue





☆ ASB Card and Athletic Participation Data ⓘ

Filter [grid icon] [refresh icon]

School	School District- School	Primary Contact	Secondary Contact	Status	G: ASB plan Y/N	N: Athletic Plan Y/N
ATHLETIC	Test Row - ATHLETIC	Ken Turner		Not Started		
Beta HS	Test Row - Beta HS	Ken Turner	Ken Turner	Completed	Yes	Yes
Both	Test Row - Both	Jacob Wehmann, Ken Tu		Not Started		
Charlie	Test Row - Charlie	Ken Turner		Completed	Yes	Yes
Delta	Test Row - Delta	Jenny Plaja, Ken Turner	Jacob Wehmann	Completed	Yes	Yes
Echo	Test Row - Echo	Jenny Plaja, Ken Turner	Jacob Wehmann	Completed	Yes	Yes
Golf	Test Row - Golf	Eric Thornburgh, Ken Tur	Jacob Wehmann	Completed	Yes	Yes
Test Row	Test Row - Test Row	Jacob Wehmann	Eric Thornburgh, Ken Tur	Completed	No	No
Test Row - 2	Test Row - 2 - Test Row -	Jacob Wehmann	Eric Thornburgh, Ken Tur	Completed	No	Yes

Details

Data

ATHLETIC

School District- School

Test Row - ATHLETIC

of high school students enrolled in the school (as of October 1st of this school year) *

of high school students eligible to participate in the federal free and reduced-price meals program (as of October 1st of this school year) *

TOTAL # of high school students who possess an ASB card *

of high school students eligible for federal free and reduced-price meals program (FRPL) who possess an ASB card *

TOTAL # of high school students participating in an athletic program (as of April 1st of this school year) *

(note: just count a student once, even if they participate in multiple programs)

ASB Card and Athletic Participation Data

School District: Test Row
High School: Echo

Date: 02/08/21

ASB Card and Athletic Participation Data		2020-2021
1	Number of students enrolled in the school (as of October 1 st of this school year).	1400
2	The number of high school students <u>eligible</u> to participate in the federal Free and Reduced-Price Meals program (FRPL) (as of October 1 st of this school year)	500
3	Total number of high school students who possess an Associated Student Body card (All students with an ASB card)	1100
4	The number of high school students who are eligible to participate in FRPL <u>and</u> possess an ASB card (All students who qualify for Free and Reduced and have an ASB card)	250
5	The total number of high school students participating in an <u>athletic</u> program (as of April 1 st of this school year) <i>*only count student once*</i>	1200
6	The number of high school students participating in an athletic program who are eligible to participate in FRPL (as of April 1 st of this school year) <i>*only count student once*</i>	300
List of optional noncredit extracurricular event attendance and participation fees		Cost per Student (estimate)
The purchase amount of an Associated Student Body (ASB) card for high school students (general population price)		\$ 25
Athletic program participation fees (If the price varies per sport, show the price range).		\$ 10-50
Social school events (plays, concerts, dances, etc)		\$ 5-100
Sport events (game admission, etc)		\$ 5-10
Day field trip		\$ 0-10
Multi-day trips/overnight travel		\$ 20-1000
Other: n/a		
District policy for waiving and reducing noncredit extracurricular event attendance and participation fees as described under RCW 28A.325.019		Yes/No
Website address or explanation: www.echoecho.edu		Yes



☆ ASB Gap Reduction Plan ⓘ

Filter  

School	School District	Primary Contact	Gap Reduction Plan Status
Golf	Test Row	Eric Thornburgh, Ker	Completed
Wed Test	Test Row	Jacob Wehmann, Ke	Completed
Charlie	Test Row	Ken Turner	Completed
ASB	Test Row	Jacob Wehmann, Ke	In Progress
ATHLETIC	Test Row	Ken Turner	Not Started
Both	Test Row	Jacob Wehmann, Ke	Not Started
Delta	Test Row	Jenny Plaja, Ken Tur	Not Started
Echo	Test Row	Jenny Plaja, Ken Tur	Completed
Test Row - 1	Test Row - 2	Jacob Wehmann	Not Started

Details

Data

ASB Gap Reduction Plan Required

No

Opportunity gap for FRPL/NON FRPL student possession of an ASB card

%

Athletic Gap Reduction Plan Required

Yes

Opportunity gap for FRPL/NON FRPL student participation in an athletic program

%

Our school used the following approaches to determine barriers to ASB card possession and/or Extracurricular participation: *

If you choose "Other", you will need to save and a new box will be displayed to fill in your own text.

▼

What are some of your students' barriers to student participation in extracurricular activities? *

If you choose "Other", you will need to save and a new box will be displayed to fill in your own text.

▼

Gap Reduction Template Report

School District: Test Row
High School: Echo

School Year: 2020-2021
School FRPL % 36%

Gap Reduction Template Report

ASB Card Possession Opportunity Gap:

44%

Extracurricular Participation Opportunity Gap:

40%

The intent of ASB card possession/Extracurricular activity Gap Closing Plan is to reflect on and identify additional barriers that prevent students who are low income from participating in optional, noncredit extracurricular activities such as clubs, school events, and athletics. Please share your ASB and athletic fee data with your ASB student council before filling out this gap reduction plan.

1. Our school used the following approaches to determine barriers to ASB card possession and/or extracurricular participation:

Yes/No

Survey students on their participation

Yes

Survey parents on their students' participation

No

Evaluate required factors for participation (transportation, materials/uniforms, etc.)

Yes

Compare school data to other schools with similar demographics

No

Conduct a cost benefit analysis of offerings

No

Other:

We hired an expensive consulting firm.

2. What are some of your students' barriers to student possession of ASB Cards?

Barriers

Interest

No

Timing

No

Identifying eligible students

No

Communication/Marketing

No

Cultural responsiveness/awareness

No

Other:

They do not like ASB cards in the first place..

3. What are some of your students' barriers to student participation in extracurricular activities?

Barriers

Transportation

No

Cost

Yes

Timing/Schedule

No

Availability/Options

No

Communication/Marketing

No

Cultural responsiveness/awareness

No

Interest

No

Other:

we cancelled ultimate frisbee and they were pissed.

4. Describe the action steps the school/district will take to reduce the opportunity gap in student possession of ASB cards and/or participation in extracurricular activities for the following SY:(500 character)

We will start offering night time buses to return students back home after practice and games.

Why focus on the opportunity gap?

Why focus on the opportunity gap?



Why focus on the opportunity gap?



Questions?

Ken Turner

Health & Physical Education Program
Supervisor

Ken.Turner@k12.wa.us

Work: (360) 725-4977



Washington Office of Superintendent of
PUBLIC INSTRUCTION

Child Nutrition

for eligibility questions:
Mikhail Cherniske
Legislative Program Specialist
OSPI Child Nutrition Services
Mikhail.Cherniske@k12.wa.us