PARKINSON'S BEYOND THE BRAIN: A (MORE) HOLISTIC APPROACH TO PD

FINAL PROGRAM



7th World PARKINSON Congress

Phoenix, AZ, USA

MAY 24–27, 2026

WPC2026.org

WorldPDCongress

#WPC2026

WPC 2026



TABLE OF CONTENTS

Welcome Letter 3
Committee Members 6
General Information 8
Book Nook 16
Continuing Education 17
Clinical Research Village 18
Travel Grants 19
Program-at-a-Glance 20
Session Descriptions 21
Creativity Program 22

Wellness Program 25

Pre-congress Program 32

Scientific Program 38
- Day 1 38
- Day 2 46
- Day 3 54

Posters and Poster Tours 62

Faculty List 128
Exhibitors & Partner Tables 132
Exhibiti floor plan 133
Exhibitiors 134
PD Glossary 148
Phoenix Convention Center 162
WPC Partners 164
Supporters and Partners 166

Dear Friends:

On behalf of the WPC 2026 Program Committee, we welcome you to the **7th World Parkinson Congress**.

The Scientific Program represents the collaborative effort of the program committee to balance the interests and wishes of many individuals and groups involved with Parkinson's disease. This committee comprises individuals representing all aspects of Parkinson's from across the international community, including a wide range of health professionals, neuroscientists, and advocates living with this condition.

These dedicated program committee members were invited to participate in this effort because of their extensive knowledge of the basic science, clinical science, and comprehensive care of Parkinson's as well as their strong understanding of what matters most to people living with Parkinson's.

The collective efforts of the program committee took place over more than a year, during which they met regularly to design and shape the Scientific Program that you hold in your hands today. In the end, we think you'll find incredible sessions and speakers that cover the breadth of exciting research being done in the Parkinson's world today. It is a truly outstanding program, and we thank those who designed it as well as the 159 speakers who have agreed to participate.

We encourage you to attend the WPC 2026 if you are conducting basic or clinical research in Parkinson's, working as a clinician or rehabilitation specialist treating people with Parkinson's, or working as an advocate in the space. The WPC provides an exceptional opportunity for trainees to become acquainted with all facets of the disease they are working on while attending presentations by the international leaders in the field. Starting with the pre-congress courses on Sunday, May 24 through Wednesday, May 27, there are a variety of educational opportunities, including plenary sessions, hot topic presentations, poster tours, parallel talks and small round table sessions, which are always incredibly popular.

Our Wellness Program complements the Scientific Program by offering exercise classes in the Renewal Room, the Care Partner Classroom & Lounge, Support Group Leader Lounge, Meditation & Mindfulness Room, and the ever-popular Massage & Wellness room which is returning to the WPC 2026 after a short gap. We encourage you to visit these spaces during the Congress to nourish your body between the scientific sessions.

The program is designed in a way that will profile and highlight the latest and hottest issues in Parkinson's, fostering discussion and interaction across disciplines. Sessions are broken down into highly technical, moderately technical, or cross talk sessions and will cover aspects of basic science, clinical science, or comprehensive care. This allows participants to choose their session based on their interests and level of expertise. The WPC 2026 is evolving the program to include more focused wrap-up discussions around specific themes at the end of each day and for the first time ever will include controversy sessions to allow for some fun and lively debates on key topics.

We are thrilled you are with us for the next few days and believe your WPC experience will impact you deeply and that you will depart at the end with new knowledge, more connections, and renewed inspiration.

Leonidas Stefanis, MD, PhD
Program Chair

Caroline Williams-Gray, FRCP, PhD and
Tanya Simuni, MD
Clinical Science Co-chairs

Mark Cookson, PhD and
Miquel Vila, MD, PhD
Basic Science Co-chairs

Terry Ellis, PhD, PT and
Victor McConvey, RN
Comprehensive Care Co-chairs



Dear friends:

On behalf of the WPC 2026 Steering Committee and the Board of Directors of the World Parkinson Coalition®, we welcome you to the **7th World Parkinson Congress** and to Phoenix, Arizona. WPC 2026 will once again unite the global Parkinson community in a unique high-level scientific Congress where we will welcome registrants from 60 countries including neuroscientists, neurologists, nurses, rehabilitation specialists, Parkinson and Care Advocates and many others.

The World Parkinson Congress is the only global event that, while keeping scientific and clinical research and discovery at the heart of its program, brings together the entire Parkinson community. This includes not only dedicated researchers and health professionals who study the disease and care for those who live with it, but the people and care partners who live with Parkinson's day in and day out – the real experts. We began in 2006 and now 20 years later we continue to offer the most unique opportunity for sharing and learning about Parkinson's from all possible perspectives.

At the WPC you can attend a wide variety of scientific presentations, geared to the diverse audience that makes WPC unique, given by top researchers and practitioners in the field, from Plenaries that make science accessible to non-specialists to highly technical, state of the art, presentations on the latest breakthroughs. Aligned with this is the exhibit area in which you can view the 760 scientific and living-with-Parkinson posters and sign up for poster tours where experts take you through a selection of the posters with their presenters. We encourage you to visit our exhibitors, from around the world, and to stop by the Clinical Research Village, where science meets advocacy and researchers and clinical trial participants will talk about clinical trials – both ongoing and coming up!

Movement is paramount to maintaining wellness in Parkinson's, so if you need a break from the science, visit the Renewal Room or stop in the Ping Pong or Pickleball rooms. Feeling tense from your travel, pop into the Massage and Wellness room for a massage. For our care partners, we invite you to visit the Family and Care Partner Lounge to connect, learn, and relax throughout the Congress. While Wellness Program rooms are geared towards people with Parkinson's and care partners, the sessions are open to everyone including those who would not normally sample such opportunities.

Finally, be sure to check out the Art Walk and Film Room, showcasing art exhibits produced by people with Parkinson's and Films about people with Parkinson's, all of which highlight the power of creativity as part of a wellness plan and the talented community in which we live.

This is a meeting that bridges across from science to the individual with Parkinson's and which caters to both those wanting to hear the latest scientific breakthroughs to those wanting to know more about how to better live with this condition. It is also a meeting of hope – a hope for better quality of life for those touched by Parkinson's and one day a cure.

We look forward to meeting many of you during the Congress.

Sincerely,

Roger Barker, BA, MBBS, PhD, MRCP, FMedSci
WPC President

Malú Gámez Tansey, PhD
WPC Vice President



If you or your loved one is experiencing Parkinson's-related hallucinations & delusions, talk to your doctor.



You're invited to join a free live event to learn more about Parkinson's-related hallucinations and delusions. Join us for an opportunity to:

LEARN more about PD-related hallucinations and delusions from a healthcare specialist
DISCOVER how you can talk to your healthcare provider about your symptoms and establish a treatment plan
HEAR a patient or caregiver share their experience

WHEN:
Monday May 25, 2026
11:15am MT - Doors open
11:30am-12:30pm MT

WHERE:
Phoenix Convention Center
Room 224

WHO:
Dr. Daniel Kremens, M.D, J.D, F.A.A.N
Medical Co-Director, Comprehensive Parkinson's Disease and Movement Disorder Center, Vickie and Jack Farber Institute for Neuroscience
Philadelphia, PA

Ralph
Someone Living with PD-Related Hallucinations & Delusions

To learn more about Parkinson's-related hallucinations and delusions, please visit Acadia Booth #228

ACADIA®

©2026 Acadia Pharmaceuticals Inc. Acadia is a registered trademark of Acadia Pharmaceuticals Inc.
All other trademarks are the property of their respective owners. All rights reserved. PDP-US-0435 10/25

COMMITTEE MEMBERS

STEERING COMMITTEE

Co-chair: Roger Barker, BA, MBBS, PhD, MRCP, FMedSci (UK)
Co-chair: Malú Gámez Tansey, PhD (USA)
Leslie Chambers (USA)
Sohini Chowdhury (USA)
Mark Cookson, PhD (USA)
Terry Ellis, PhD, PT (USA)
Stu Isaacson, MD (USA)
Dan Kremens, MD, JD (USA)
Jeffrey Kordower, PhD (USA)
Karen Lee, PhD (Canada)
John Lehr (USA)
Soania Mathur, MD (Canada)
Victor McConvey, RN (Australia)
Rajesh Pahwa, MD (USA)
Michael Schwarzschild, MD, PhD (USA)
Beth-Anne Sieber, PhD (USA)
Tanya Simuni, MD (USA)
Leonidas Stefanis, MD, PhD (Greece)
Omotola Thomas, MSc (UK)
Rune Vethe (Norway)
Miquel Vila, MD, PhD (Spain)
Caroline Williams-Gray, PhD (UK)

PARKINSON ADVOCATES COMMITTEE

Co-chair: Soania Mathur, MD (Canada)
Co-chair: Rune Vethe (Norway)
Jamie Bryson (USA)
Robert Bernard Coley (USA)
Larry Gifford (Canada)
Kat Hill (USA)
Kristi LaMonica, PhD (USA)
Cathy Molohan (Germany)
Laura Olmos (Mexico)
Shantipriya Siva (India)
Rob Warner (USA)

FUNDRAISING COMMITTEE

Co-chair: Stu Isaacson, MD (USA)
Co-chair: Dan Cremens, MD, JD (USA)
John Crawford (USA)
Rajesh Pahwa, MD (USA)

CREATIVITY COMMITTEE

Co-chair: Eli Pollard (USA)
Co-chair: Julie Winn (USA)
Bruce Ballard (USA)
Fulvio Capitanio (Spain)
Naomi Etsolas (USA)
Tomas Gisby (UK)
Clara Kluge (Canada)
Elona Kogan, SW (Canada)
Sun Joo Lee, ABD, MM, MT-BC (USA)
David Levanthal (USA)
Andy McDowell (New Zealand)
Tash Fothergill Misbah, PhD (UK)
Pamela Quinn (USA)
Karen M. Skipper, MT-BC (USA)
Judi Spencer (USA)
Sree Sripathy (USA)
Elizabeth Stegemoller, PhD (USA)

PROGRAM COMMITTEE

Chair: Leonidas Stefanis, MD, PhD (Greece)

Clinical Science Subcommittee

Co-chair: Caroline Williams-Gray, PhD (UK)
Co-chair: Tanya Simuni, MD (USA)
Brian Fiske, PhD (USA)
Rebecca Gilbert, MD, PhD (USA)
Un Jung Kang, MD (USA)
Connie Marras, MD (Canada)
Kevin McFarthing, PhD (UK)
Vanessa Milanese, MD, PhD (Brazil)
Vicki Miller (Australia)
Pablo Mir, MD (Spain)
Brit Mollenhauer, MD (Germany)
Huw Morris, MD (UK)
Ron Postuma, MD (Canada)
Mayela Rodriguez Violante, MD (Mexico)
Filip Scheperjans, MD (Finland)
David Standaert, MD, PhD (USA)
Thilo van Eimeren, MD (Germany)
Thomas Wichmann, MD (USA)
Nicole Yarab, RN (USA)

Basic Science Subcommittee

Co-chair: Mark Cookson, PhD (USA)
Co-chair: Miquel Vila, MD, PhD (Spain)
Dario Alessi, PhD (UK)
Veerle Baekeland, PhD (Belgium)
Jim Beck, PhD (USA)
Sreeganga Chandra, PhD (USA)
Benjamin Dehay, PhD (France)
Grant Dewson, PhD (Australia)
Ziv Gan-Or, MD, PhD (Canada)
Rebecca Gilbert, MD, PhD (USA)
Tim Greenamyre, PhD (USA)
Mark Frasier, PhD (USA)
Ashley Harms, PhD (USA)
Takeshi Iwatsubo, MD, PhD (Japan)
Hilal Lashuel, PhD (Switzerland)
Marta Martinez-Vicente, PhD (Spain)
Gustavo Murer, MD, PhD (Argentina)
Stella Papa, PhD (USA)
Laura Parkkinen, PhD (UK)
David Sulzer, PhD (USA)

Comprehensive Care Subcommittee

Co-chair: Terry Ellis, PhD, PT (USA)
Co-chair: Victor McConvey, RN (Australia)
Michele Callisaya, PT (Australia)
Nienke M de Vries, PT, PhD (Netherlands)
Louise Ebenezer RN (UK)
Veronique Enos Kaefer (USA)
Richelle Flanagan, RD (Ireland)
Jori Fleisher, MD (USA)
Erin Foster, PhD, OT (USA)
Hanna Johansson PT (Sweden)
Corrine Jones, SLP, PhD (USA)
Glenn Kasman, PT (USA)
Rosa Peña, MSW (USA)
Daniel Peterson, PhD (USA)
Bart Post, MD, MSc, PhD (Netherlands)
Michelle Troche, PhD, CCC-SLP (USA)
Kristin Wallock, OT (USA)
Lance M. Wilson, MSS, LSW (USA)
Julia Wood, MOT (USA)

LOCAL ORGANIZING COMMITTEE

Co-chair: Jeffrey Kordower, PhD
Co-chair: Holly Shill, MD
Charles Adler, MD, PhD (USA)
David Coon, PhD (USA)
Erika Driver-Dunckley, MD (USA)
Becky Farley, PT, PhD (USA)
David Koch, PT (USA)
Paul Larson, MD (USA)
Sheryl Lowenhar (USA)
Fredric Manfreddson, PhD (USA)
Cristina Ospina, MD (USA)
Daniel Peterson, PhD (USA)
Ruby Rendon (USA)
Ivette Sandoval, PhD (USA)
David Shprecher, MD (USA)
Diane Stephenson, PhD (USA)
Kristina Watts (USA)

SCIENCE AMBASSADORS

Elena Berti (Italy)
Sarah Davies (Australia)
Victoria de los Angeles Soto Linan (Canada)
Carina Hellqvist (Sweden)
Priscila Hodges (USA)
Charine Katrib (France)
Patrick Lewis (UK)
Roberta Marongiu (USA)
Julia Obergasteiger (Canada)
Paulo Henrique Silva Pelicioni (Australia)

PARKINSON AMBASSADORS

Margie Alley (USA)
Jagdeep Aujla (UK)
Monique Bosman (Netherlands)
Sheenagh Bottrell (Australia)
Dianne Bramble (Canada)
Shane Breslin (Ireland)
Lori DePorter (USA)
Naomi Estolas (USA)
Julie Fitzgerald (USA)
Marlene Kendrick (USA)
Sharon Krischer (USA)
Laura Olmos (USA/Mexico)
Myriam Penninckx (Belgium)
Edgar Valdmanis (Norway)
Tony Wilkinson (Ireland)
Margie Zimmerman (USA)

WPC STAFF

Elizabeth "Eli" Pollard
Executive Director

Alina Vogel
Online & Digital Coordinator

Julie Winn
Communications and Outreach Manager

Danna Pentes
Outreach & Social Media Coordinator

Val Holt
Project Coordinator

Corporate Therapeutic Symposium from Amneal Pharmaceuticals

FAMILY MATTERS:

How Loved Ones Shape the Parkinson's Journey and Treatment Decisions

Treatment decisions in Parkinson's disease affect more than the individual, they shape the experiences of families who support and navigate the journey alongside them.

In this discussion, Dr. Morgan and his wife Lori, along with Dr. Farmer and her father Gasper, share both clinical insight and personal perspectives from their PD journey as a family, including treatment experience with an extended-release carbidopa and levodopa medication.

Together, they'll explore how treatment choices can influence daily routines, support independence, and help preserve meaningful moments at home.

Monday, May 25
12:30 PM–1:30 PM | Room 227
Lunch and dessert will be served



John and Lori Morgan

John Morgan, a Movement Disorder Specialist living with Parkinson's disease, joined by his wife and care partner, Lori.



Jill Farmer and Gasper

Jill Farmer, a Movement Disorder Specialist and care partner to her father, Gasper, who is living with Parkinson's disease.

Learn more at booth #215

Amneal

© 2026 Amneal Pharmaceuticals LLC.
Distributed by Amneal Specialty, a division of Amneal Pharmaceuticals LLC.
All rights reserved. PP-CON-NP-US-0024 03/2026

GENERAL INFORMATION

BADGES & LANYARDS

Delegates must wear their badge at all times in the Convention Center.

LIGHT PURPLE	**Non Health Professional**	RED	**One Day – Monday**
ORANGE	**Health Professional**	YELLOW	**One Day – Tuesday**
GREEN	**Exhibit floor Only**	BLUE	**One Day – Wednesday**
WHITE	**Staff and Volunteers**		

MONEY, BANKS AND EXCHANGES

Bank opening hours

Banks in Phoenix are typically open Monday to Friday from 9:00 AM to 5:00 PM.
Some branches may offer limited Saturday hours (usually 9:00 AM – 12:00 PM), while most are closed on Sundays and public holidays.

Currency exchange shops

Currency exchange services are available at:

- Phoenix Sky Harbor International Airport
- Major hotels and shopping areas
- Dedicated exchange offices in the city

Exchange rates and fees can vary, so it is recommended to compare rates or withdraw cash from ATMs for competitive rates.

Credit cards

Credit cards are widely accepted throughout Phoenix, including:

- Restaurants and bars
- Hotels
- Retail stores
- Transportation services

Visa and Mastercard are the most commonly accepted, with **American Express** also accepted at many locations.

Withdraw cash at ATMs

ATMs are easily accessible across the city, including:

- Banks
- Shopping centres
- Hotels
- Convenience stores

Most ATMs accept international cards. Be aware that **fees may apply** for withdrawals and currency conversion.

Shopping and business hours

- Shopping malls & retail stores: Typically open 10:00 AM – 8:00 or 9:00 PM (shorter hours on Sundays)
- Supermarkets & convenience stores: Often open early (7:00 AM) to late (10:00 PM), with some open 24/7
- Restaurants: Usually open 11:00 AM – 10:00 PM or later, depending on location
- Business offices: Generally open Monday to Friday, 8:00 AM – 5:00 PM

GENERAL INFORMATION

DISCLAIMER

All best efforts will be made to present the program as printed. However, the Congress hosts, and secretariat reserve the right to alter or cancel, without prior notice, any arrangements, timetables, plans or other items relating directly or indirectly to the Congress, for any cause beyond its reasonable control. The Congress hosts, and secretariat are not liable for any loss or inconvenience caused because of such alteration. In the event of cancellation of the Congress all pre-paid fees will be refunded in full. However, the Congress hosts, and its agents are not liable for any loss or inconvenience caused as a result of such cancellation. Delegates are advised to take out their own travel insurance and to extend their policy to cover personal possessions as the Congress does not cover individuals against cancellation of bookings or theft or damage to belongings.

ADMISSION POLICY

We are committed to creating a respectful, inclusive, and professional environment at our event. The World Parkinson Coalition® reserves the right to refuse admission or remove any individual who engages in disrespectful behavior towards the WPC, or any delegates before or during the WPC 2026. Harassment of, or any other disparaging conduct that is disruptive to the conference or its participants will not be tolerated. We expect all attendees to adhere to our event's code of conduct to ensure a positive experience for everyone.

CODE OF CONDUCT

WPC is designed to increase interaction, engagement, collaboration, connectivity and community, in a fun and safe learning environment. We value the participation of each member of the community and endeavor to deliver an enjoyable and fulfilling experience. Conference participants are expected to conduct themselves with integrity, courtesy and respect for others and maintain the highest level of professionalism at all conference programs and events, whether officially sponsored by WPC or not. All attendees, guests, speakers, organizers, volunteers, partners, vendors and staff at WPC are required to observe the following Code of Conduct.
WPC is dedicated to providing a harassment-free conference experience for everyone, regardless of gender, sexual orientation, disability, physical appearance, body size, race or religion. All communication should be appropriate for a professional and an advocate audience including people of diverse backgrounds and cultures. Participants violating these rules may be asked to leave the conference at the sole discretion of WPC. Thank you for helping to make this a welcoming event for all.

DRESS CODE

You may dress informally for the congress. The dress code for the social program and special events is also informal.

ELECTRICITY

The voltage in the United States, including Phoenix, is 120 volts AC with a frequency of 60 hertz. Electrical outlets typically accept Type A and Type B plugs, which have two flat parallel pins (Type A) or two flat pins with a round grounding pin (Type B). Delegates traveling from outside the United States will likely need a plug adapter, and in some cases a voltage converter, to safely use battery chargers and personal electronic devices. Please check your device specifications before travel to ensure compatibility with U.S. electrical standards.

EMERGENCY NUMBER, HEALTH AND SECURITY

911 – This is the nationwide emergency number to reach:

- Medical services (ambulance/EMS)
- Fire department
- Police

EXHIBITION

Sunday, May 24	7:00 PM – 9:00 PM
Monday, May 25	11:15 AM – 6:00 PM
Tuesday, May 26	11:15 AM – 6:00 PM
Wednesday, May 27	11:15 AM – 2:00 PM

GENERAL INFORMATION

EXHIBIT HALL PASSPORT

The WPC Passport sponsors invite you to visit their booths to discover their products and services and to get your passport stamped for the drawing. Completed passport cards should be dropped off at the WPC booth in the exhibit hall. Raffle will be held at the Closing Ceremony on Wednesday, May 27 from 6:15 – 7:00 PM. Drawing will take place with one lucky winner receiving a prize. Must be present to win.

CATERING

Daily boxed lunches as well as tea and coffee each morning and during afternoon breaks are included in your registration fee. There will be lunch tables set up at the Phoenix Convention Center. Light food and drinks will be served during the Opening Reception on May 24, the Music & Movement evening activity on May 26 and the Closing Ceremony on May 27. Please note that there are no lunches included on the day of the pre-congress courses. Food concessions will be open on May 24 to purchase your lunch.

ICONS

Session Levels

- Crosstalk – Minimal or no scientific background required
- Moderate-level scientific sessions
- High-level scientific sessions

Session Type

- Basic Science
- Clinical Science
- Comprehensive Care

Language

- Simultaneous interpretation from English
- Meeting with a director
- Ticketed event

INTERNET ACCESS

Free Wi-Fi is offered at the Phoenix Convention Center during the congress.

MAKING PHOENIX PARKINSON READY

Did you know that we trained city members throughout Phoenix to welcome you to the city? We trained front of house staff, the convention center staff, airport staff, tour guides, police, fire brigade, and others to better understand Parkinson's. This training has been done at every WPC since 2010 and is designed to help them prepare for welcoming you, but it's also part of the WPC Legacy, leaving our mark behind well after we are gone by educating these community members to better understand Parkinson's.

MOBILE APP

A mobile app will be available to all attendees of the 7th World Parkinson Congress to support participation, communication, and networking throughout the event. The app includes a participant directory allowing delegates to connect with one another, displaying each attendee's first and last name, organization, and country.

MOBILE PHONES AND DEVICES

Mobile phones must be switched off or muted in the session meeting rooms.

WORDLY

Delegates will also be able to access simultaneous AI-powered interpretation in over 60 languages in all main session rooms directly on their smartphones or personal devices. Delegates will be able to scan a provided QR code, select a language of their choice and either view captions or listen toaudio to hear the spoken translation. Delegates are asked to bring standard headphones or earbuds if they know they will use the audio option.

GENERAL INFORMATION

ABOUT THE WORLD PARKINSON COALITION®

The World Parkinson Coalition® is the organization behind the triennial World Parkinson Congresses and has been a leader in the Parkinson's community since its launch in 2004. Starting from day one, the WPC has been a recognized leading organization for connecting the entire Parkinson's community, members of the Parkinson's scientific, clinical and advocacy communities who had not previously interacted with each other.

ABOUT WORLD PARKINSON CONGRESS

Each World Parkinson Congress offers an international forum for discussion around the latest scientific discoveries, medical practices, and care initiatives related to Parkinson's disease. Each Congress brings movement disorder specialists, physicians, neuroscientists, neurologists, nurses, rehabilitation specialists, care partners, family members, people with Parkinson's, together under one roof, for an engaging dialogue to help expedite the discovery of a cure and identify best treatment practices for this devastating disease.

WHO SHOULD ATTEND?

Anyone touched by Parkinson's including those researching it, caring for someone with it, or living with it themselves. Making change in the Parkinson's community requires bringing the community together and there is no better place to network with the world leaders in the Parkinson's world than the WPC.

The WPC 2026, as all past Congresses as well, meets all five conference charter clauses to make it an official **Patients Included™** meeting.

We are honored to use this stamp. Patient inclusion is at the heart of our work.

CERTIFICATE OF ATTENDANCE

Certificates of attendance will be provided by email to all WPC 2026 delegates after the Congress. If you are registering for WPC 2026 through a travel agent, be sure that they include your e-mail in the registration to avoid the certificate being sent to the travel agency after the congress.

CONTINUING EDUCATION CREDITS

Continuing education credits will be offered through an American provider, with reciprocity for non-American participants. Details will be posted on the WPC website and request for CME / CEU will be available during registration for a fee. Certificates will be emailed to delegates after the congress.

EXHIBITION

Please see the Exhibition section on pages 132–146 for information on the Congress exhibition and a list of the activities taking place in the exhibit hall.

INSURANCE

Registration fees do not include travel insurance against personal accidents, sickness, cancellation by any party, theft, loss or damage to personal possessions. **Participants are advised to take out adequate travel insurance to cover health issues, travel, accommodation, cancellation and personal effects.**

LANGUAGE

The official language of the World Parkinson Congress is English. WPC is offering easy-to-use simultaneous AI interpretation in over 60 languages powered by Wordly for all main session rooms. All that will be required of the delegate is a smart phone or device on which they can read / listen to the translation. Citizens of all countries are welcome to participate in the WPC 2026.

DATA PROTECTION

Basic contact details for all delegates (last name, first name, organization, and country) will appear on the list of participants in the mobile app available to congress attendees. If you do not wish these contact details to be shared with other delegates, you may opt out during the online registration process. All personal information is protected under the provisions of the Personal Information Protection and Electronic Documents Act (Canada) and in compliance with the General Data Protection Regulation (GDPR).

GENERAL INFORMATION

CONGRESS SECRETARIAT

WPC 2026 Congress Secretariat, 1555 Peel Street, Suite 500, Montréal QC H3A 3L8, Canada
secretariat@worldpdcoalition.org • Tel.: +001 514-287-9898, ext: 335

PHOTOGRAPHY AND VIDEOTAPING

Photography and videotaping are not permitted in any of the oral or poster sessions without the express permission of the relevant oral presenter or poster authors.

An official photographer / videographer will be on site to capture the essence of the congress. These images may be used for promotion by the World Parkinson Coalition.

POSTERS

Posters will be displayed throughout the congress dates in the exhibition. Official poster sessions are scheduled from 11:30 AM to 1:00 PM from Monday to Wednesday, May 25 to 27, at which time poster presenters will be stationed by their poster to discuss with delegates. See the poster session program for details on when posters will be hosted.

POSTER TOURS

Poster tours will be held from 11:30 AM to 12:30 PM from Monday to Wednesday, May 25 to 27 at which times a select number of posters will be hosted. Sign up for tours in the Exhibit Hall, at the table near the first row of posters at the back of the hall.

REGISTRATION HOURS

In the lobby of the Sheraton Hotel Phoenix

Friday, May 22	1:00 – 8:00 PM
Saturday, May 23	8:00 AM – 6:00 PM

In the Phoenix Convention Center, 3rd floor

Sunday, May 24	7:00 AM – 8:00 PM
Monday, May 25	7:00 AM – 6:30 PM
Tuesday, May 26	7:00 AM – 6:30 PM
Wednesday, May 27	7:00 AM – 3:30 PM

SMOKING POLICY

Smoking and vaping (including e-cigarettes) are prohibited throughout all indoor areas of the facility, including patios, balconies, restrooms, and stairwells.

SOCIAL MEDIA

Connect with other delegates and Congress organizers using social media:

Like us on **Facebook @World Parkinson Congress**.

Follow us on **Bluesky@worldpdcongress.bsky.social** The hashtag is **#wpc2026**.

The WPC **YouTube** channel is **WorldPDCongress**.

Follow **World Parkinson Congress** on **LinkedIn**.

See the WPC community on **Instagram@worldpdcongress**. Join our photo feed by using hashtag **#wpc2026**.

Watch the WPC on **TikTok @worldparkinsoncongress.**

GENERAL INFORMATION

SPEAKER READY ROOM

All invited speakers can go to the Speaker Ready Room in room 225 where computers are available to invited speakers wishing to review or modify their presentation.

Saturday, May 23	3:00 PM – 7:00 PM
Sunday, May 24	7:00 AM – 6:00 PM
Monday, May 25	7:00 AM – 6:00 PM
Tuesday, May 26	7:00 AM – 6:00 PM
Wednesday, May 27	7:00 AM – 5:00 PM

TRANSPORTATION

The Phoenix Convention Center (PCC), venue of the congress, is well connected by public transportation to downtown Phoenix and surrounding areas and has nearby taxi stands, rideshare access, and parking facilities. It also offers convenient access from Phoenix Sky Harbor International Airport and the city center.

The nearest public transportation options include:

- **Light Rail:** Valley Metro Rail – Convention Center/Central Avenue station
- **Bus:** Multiple Valley Metro bus routes serving downtown Phoenix
- **Dial-a-Ride:** ADA-accessible shared-ride service within Phoenix

Note: **All of these transportation options stop within a short walking distance of the PCC.**

VOLUNTEERS

The WPC leadership thanks the many volunteers for their time to help welcome the thousands of delegates who traveled from around the world to attend the WPC 2026. More than 145 volunteers from 17 countries prepared to welcome and support you. Please thank a volunteer when you see them in their green shirts. They improve the WPC experience!

WPC STORE

The WPC store will be open from 12:00 to 5:00 PM daily selling the following items:

- **Fight PD bracelets**
- **Parky the Raccoon**
- **T-shirts**
- **Baseball hats**
- **Sun umbrellas**
- **Dopamine necklaces**

All items are limited. Once they are sold out, they will no longer be available for sale. Proceeds from the sale of Parky the Raccoon stuffed animals will go to the WPC 2026 Travel Grants program. Sale of all other items will go towards the WPC 2029 Planning Fund.



THANK YOU MESSAGE TO OUR VOLUNTEERS

The success of each World Parkinson Congress is due, in large part, to the hard work, dedication, and enthusiasm of our volunteer team. This year, we are proud to welcome back our long-time Volunteer Leadership, **Matthew DePace**, WPC Volunteer Manager along with Assistant Coordinators **Grove Ayers**, **Ken Hill**, and **Ruby Rendon**, along with 145 volunteers whose commitment helps make the Congress a success and ensures a warm, supportive, and welcoming experience for all attendees.

Representing 17 countries, our volunteers reflect the global reach and collaborative spirit of the Parkinson's community. Volunteers come from Australia, Canada, Colombia, Denmark, Ecuador, France, Germany, Ireland, Italy, Japan, Kenya, Mexico, The Netherlands, Norway, Spain, the United Kingdom, and the United States.

Throughout the Congress, volunteers play a vital role in supporting attendees, assisting with event operations, and helping the program run smoothly. We know that this high touch program enhances the entire WPC experience for participants, so we give our gratitude and heartfelt thanks to the volunteer leadership and all our volunteers, for the time, energy, and passion they bring to this important event.

WPC Leadership and the Parkinson Community



Boston Scientific
Advancing science for life™

Your brain. Your therapy. Your way.

If you are living with Parkinson's disease, medication isn't your only option.



To learn more about Deep Brain Stimulation (DBS)
VISIT US AT BOOTH 331.

www.dbsandme.com

Indications for Use:

The Boston Scientific Vercise™ PC, Vercise Gevia™, Vercise Genus™ Deep Brain Stimulation (DBS) Systems are indicated for use in the following:

- Bilateral stimulation of the subthalamic nucleus (STN) as an adjunctive therapy in reducing some of the symptoms of moderate to advanced levodopa-responsive Parkinson's disease (PD) that are not adequately controlled with medication.
- Bilateral stimulation of the internal globus pallidus (GPi) as an adjunctive therapy in reducing some of the symptoms of advanced levodopa-responsive Parkinson's disease (PD) that are not adequately controlled with medication.
- Unilateral thalamic stimulation of the ventral intermediate nucleus (VIM) is indicated for the suppression of tremor in the upper extremity. The system is intended for use in patients who are diagnosed with essential tremor or parkinsonian tremor not adequately controlled by medications and where the tremor constitutes a significant functional disability.
- Bilateral stimulation of the ventral intermediate nucleus (VIM) of the thalamus for the suppression of disabling upper extremity tremor in adult essential tremor patients whose tremor is not adequately controlled by medications and where the tremor constitutes a significant functional disability.

Intended Use:

The Boston Scientific Deep Brain Stimulation (DBS) Systems are intended to treat movement disorders by stimulating a specific brain target.

The Vercise™ DBS Controller is intended to communicate with and control the compatible Boston Scientific Stimulator.

The Charger is a medical device that is intended to charge the battery of the compatible Boston Scientific rechargeable Stimulator.

Contraindications: The Boston Scientific Deep Brain Stimulation (DBS) Systems are not recommended for patients who will be exposed to the following procedures: Diathermy as either a treatment for a medical condition or as part of a surgical procedure, Electroconvulsive Therapy (ECT) and Transcranial Magnetic Stimulation (TMS). The safety of these therapies in patients implanted with the Boston Scientific DBS System has not been established. Patients implanted with Boston Scientific DBS Systems without ImageReady™ MRI Technology should not be exposed to Magnetic Resonance Imaging (MRI). Patients implanted with the Vercise Gevia or Vercise Genus or Vercise Genus Mixed System with M8 Adapter or Vercise DBS Lead-Only System (before Stimulator is implanted) with ImageReady MRI Technology are Full Body MR Conditional only when exposed to the MRI environment under the specific conditions defined in ImageReady MRI Guidelines for Boston Scientific DBS Systems. The external/non-implantable components of the Vercise Genus DBS System (Charging System, Remote Control, mobile device with Vercise DBS Controller, and accessories) are MR Unsafe. Do not take them into any MRI environment.

Boston Scientific DBS Systems are not recommended for patients who are unable to operate the system or are poor surgical candidates or who experience unsuccessful test stimulation.

Warnings: With all medical procedures, there are risks associated with the procedure and the use of the device. Unauthorized modification to the medical devices is prohibited. You should not be exposed to high stimulation levels. High level of stimulation may damage brain tissue. Patients implanted with a Boston Scientific DBS System may be at risk for intracranial hemorrhages (bleeding in the brain) during DBS lead placement. Strong electromagnetic fields, such as power generators, security screeners or theft detection systems, can potentially turn the stimulator off, or cause unpredictable changes in stimulation. The system should not be charged while sleeping. If you notice new onset or worsening depression, changes in mood or behavior or impulse control, or have thoughts of suicide contact your physician or emergency services immediately. You should use caution when doing activities that require coordination, even if you were able to do them before receiving therapy (for example, swimming). Patients should exercise reasonable caution when bathing. Chemical burns may result if the Stimulator housing is ruptured or pierced. The Boston Scientific DBS Systems may interfere with the operation of implanted stimulation devices, such as cardiac pacemakers, implanted cardioverter defibrillators, or medication delivery pumps. Patients should operate motorized vehicles or potentially dangerous machinery with caution. It is unknown whether the DBS device may cause complications with pregnancy. Do not use the VerciseTM DBS Controller while the mobile device is charging. The effect of using the Vercise DBS Controller while charging the mobile device has not been evaluated

Be sure to talk with your doctor so that you thoroughly understand all of the risks, precautions, and benefits associated with the use of the device and what indicates, and contraindicates, certain patients– as well as the risks and precautions for the procedure. For complete indications for use, contraindications, warnings, precautions, and side effects, see DBSandME.com or call 833-DBS-INFO or 833-327-4636. Caution: U.S. Federal law restricts this device to sale by or on the order of a physician.

NM-2439010-AA Copyright © 2026 by Boston Scientific Corporation or its affiliates. All rights reserved.

BOOK NOOK

The WPC Book Nook makes space for books that are written by community members since the last WPC. This live space is open to all delegates and gives our community members who are authors a place to display their written work. It also gives delegates a chance to review books to decide if they want to purchase it when they return home.

The Book Nook is a place to review books, thumb through them, meet authors and see what's out there in the book space.

Made possible with support from PD Avengers

AUTHOR MEET AND GREETS

Location: **Exhibit Hall DE**

TIME	MONDAY MAY 25	TUESDAY MAY 26	WEDNESDAY MAY 27
12:00 – 12:25 PM	***Oh Crap! It's Parkinson's*** *Author:* Sara Whittingham (USA)	***Mi Mejor Amigo y su Temblor/ My Best Friend and His Tremor*** *Author:* Camila Gadala-Maria (USA)	***Living Parkinson's*** *Author:* Steve Yellen (USA)
12:30 – 12:55 PM	***Más allá de la Bajada Larga / Beyond the Long Descent*** *Author:* Rosa María Aguirre de León (Mexico)	***The Long Fade to Morning*** *Author:* Laurie Barr (USA)	***Being Well with Chronic Illness*** *Authors:* Kat Hill (USA) and Nancy Peate (USA)
1:00 – 1:25 PM	***The Plan*** *Authors:* Ray Dorsey (USA) and Michael Okun (USA)	***My Fight with PD: A Neurologist with Parkinson's*** *Author:* David Blacker (Australia)	***Cuando Pase El Temblor – Sobrevivir con Parkinson/ When the Tremor Passes – Surviving with Parkinson's*** *Author:* Pedro González (Chile)
3:30 – 3:55 PM	***The Bayou Bounce*** *Author:* Tyaisha Dillon (USA)	***An ABC of PD: Conversations about Parkinson's*** *Author:* Jodie Forbes (UK)	

CONTINUING EDUCATION

JOINTLY ACCREDITED PROVIDER™
INTERPROFESSIONAL CONTINUING EDUCATION

In support of improving patient care, this activity has been planned and implemented by World Parkinson Coalition® and Parkinson's Foundation. Parkinson's Foundation is jointly accredited by the Accreditation Council for Continuing Medical Education (ACCME), the Accreditation Council for Pharmacy Education (ACPE), and the American Nurses Credentialing Center (ANCC), to provide continuing education for the healthcare team.

IPCE CREDIT™

This activity was planned by and for the healthcare team, and learners will receive 34.25 Interprofessional Continuing Education (IPCE) credit for learning and change.

PHYSICIANS

Parkinson's Foundation designates this live activity for a maximum of 34.25 *AMA PRA Category 1 Credit(s)™*. Physicians should claim only the credit commensurate with the extent of their participation in the activity.

NURSES

The Parkinson's Foundation designates this live activity for a maximum of 34.25 ANCC contact hours. Nurses should claim only the credit commensurate with the extent of their participation in the activity.

AMERICAN PSYCHOLOGICAL ASSOCIATION

PSYCHOLOGISTS

Continuing Education (CE) credits for psychologists are provided through the co-sponsorship of the American Psychological Association (APA) Office of Continuing Education in Psychology (CEP). The APA CEP Office maintains responsibility for the content of the programs. 34.25 CE hours.

ACE
ASWB approved continuing education

SOCIAL WORKERS

As a Jointly Accredited Organization, Parkinson's Foundation is approved to offer social work continuing education by the Association of Social Work Boards (ASWB) Approved Continuing Education (ACE) program. Organizations, not individual courses, are approved under this program. State and provincial regulatory boards have the final authority to determine whether an individual course may be accepted for continuing education credit. Parkinson's Foundation maintains responsibility for this course. Social workers completing this course receive 34.25 ASWB credits continuing education credits.

CLINICAL RESEARCH VILLAGE

The Clinical Research Village booth and overall educational program is designed to raise awareness about ongoing clinical research but also a place for people to learn about the clinical research process and how to participate, why participate, and what to know before participating. Clinical research is crucial to helping generate new treatments and move us close to a cure.

Stop by this space to learn more and get engaged. CRV is hosted by WPC partners, Cure Parkinson's, Michael J. Fox Foundation for Parkinson's Research, Parkinson's Foundation.

This space made possible with support from CRV Premier Sponsor the International Movement Disorders Society, and Partner Sponsors: CND Life Sciences, BlueRock Therapeutics, F. Hoffman La Roche.

COME AND MEET US!

Location: **Exhibit Hall & WPC Theater**

TIME	MONDAY MAY 25 PARKINSON'S BIOLOGY	TUESDAY MAY 26 PREVENTING PARKINSON'S DISEASE	WEDNESDAY MAY 27 GENDER AND SEX DIFFERENCES IN PARKINSON'S DISEASE
11:30 AM – 12:00 PM	**The disease is the biology and the biology is the disease** *Moderator:* Susan Fox (Canada) *Panelists:* Thomas Beach (USA) Gary Rafaloff (USA) Caroline Tanner (USA)	**Understanding Risk: What are we learning about the risk to develop Parkinson's disease?** *Moderator:* Maggie Kuhl (USA) *Panelists:* Alastair Noyce (UK) Kathleen Poston (USA) Jessi Keavney (USA)	**Parkinson's and Women** *Moderator:* Diane Stephenson (USA) *Panelists:* Kat Hill (USA) Soania Mathur (Canada) Kristi La Monica (USA) Roberta Marongiu (USA) Malú Tansey (USA) Caroline Williams-Gray (UK)
12:05 – 12:35 PM	**Precision Medicine and Parkinson's disease** *Moderator:* Simon Stott (UK) *Panelists:* TBC	**A World without Parkison's: Preventing Parkinson's disease** *Moderator:* Michael Schwarzschild (USA) *Panelists:* Tanya Simuni (USA) Samantha Cole (USA) Sirwan Darweesh (Netherlands)	



TRAVEL GRANT SUPPORTERS

Each time the Congress happens, members of the WPC community contribute to the WPC Travel Grant Fund to help get people to the WPC. Our community knows best that the impact of the WPC can be life changing. These generous community members and organizations either donated or helped to raise funds for partial and full travel grants for 175 individuals to attend WPC 2026. We are grateful for their support If you wish to support the WPC 2029 Travel Grants fund, we invite you to give early and give often at worldpdcoalition.org/SupportWork.

AbbVie
Jonny Acheson
Rosa Maria Aguirre
Roy Alcalay
Georgina Aldridge
Abbas Ali
Aligning Science Across Parkinson's
Elizabeth Allen
Margie Alley
Alison Anderson
Carlos Andrés Ferrer
Anonymous
Silke Appel-Cresswell
Kathi Appelt
Kenneth Appelt
Neil Archibald
ASU Banner Neurodegenerative Disease Research Center
Katherine Autin
Laura Avanzino
Sabela Avion Martinez
Nancy Baker
Krystof Bankiewicz
Roger Barker
Nancy Barnes
John Barry
Sara Batya
Gary Beagle
Dayne Beccano-Kelly
Cheryl Beckerman
Henrietta Santos-Coy and William Bennett
Martha Berket
Alan Berman
Joel Berman
Phil Bernstein
Nicole Blaine
Yvette Bordelon
Per Borghammer
Dawn Bowers
Miriam Bram
Christine Brandl
Patrick Bray
Frances Bressman Egan
Julia Bursell
Michele Callisaya
Ana Cámara
Judy Campbell
Fulvio Capitanio
Angela Cenci Nilsson
James Charlesworth
Vikas Chinnan
Charles Clupny
CND Life Sciences
Hamish Cohen
Stacy Collins
Yaroslau Compta Hirnyj
Kerry Rae Connolly
Elizabeth Cook
Cure Parkinson's
Mary Davis
Oriol de Fàbregas-Boixa
Briana De Miranda
Nienke de Vries
Matthew DePace
Lori DePorter
Ray Dorsey
Edmond J. Safra Foundation
Amy Eisenberg
Stephen Elliott
Terry Ellis
JoAnn English
Susan Ernst
Lisa Essex
Naomi Estolas
Nancy Evans
Shawn Evans
Isabel Fariñas
Allison Ficht
Thomas Ficht
Richelle Flanagan
Jori Fleisher
Erica Fleshman
Reyna Flores
Alexandra Florimonte
Susan Fox
France Parkinson
Mary Gaston
Richard Genever
François Georges
Tomas Gisby
Caroline Gray
Trevor Gray
Joe Gregory
Anne Grünewald
Guy Deacon Foundation
Lynn Hagerbrant
Jessica Hanson
Max Hanson
John Hardy
Ashley Harms
Amelia Harmse
Nataly Hastings
Mark Heinz
Donna Herbison
Sarah Hodges
Brian Hodges
Andrew Horn
Julie Houp
Michele Hu
Ida Huber
Jessica Huber
Nancy Husari
Rogelio Alberto Inurreta
Lyndsey Isaacs
Theopia Jackson
Kim Jacobsen
Karen Jaffe
Marc Jaffe
Gavin Johnson
Gwen Johnston
Helen Jones
Donna Judd
Marlene Kendrick
Pattie Kennedy
Asra Khan
Pravin Khemani
Jane Kirk
Agnete Kirkeby
Evan Klein
Jochen Klucken
Benzi Kluger
Rebecca Knight
Dave Koch
Martha Koffman
Sharon Krischer
Dotti Krist-Sterbick
Michael Krist-Sterbick
Robert Kudyba
Maggie Kuhl
Mark LaFleur
Ariadna Laguna
Elizabeth LaMonica
Kristi LaMonica
Hilal Lashuel
Denise Lawson
Farrel Levy
Susan Lewis
Laura Lieb
Christopher Lion
Susan Lopez-payan
Nancy Lottes
Kate Madigan
Eduardo Maitret Collado
Georgia Malandraki
Karen Malkin
Tina Mancuso
Missy Mande
Jill Marjama-Lyons
Connie Marras
Maria Jose Marti
Maria Martinez
Raul Martínez Fernández
Carlos Martinez-Menendez
Barbara Mathews
Felix Maza Ugalde
Mary Pat McCarthy
Tricia McComb-Lloyd
Kathryn McCurdy
Kevin McFarthing
Bruce Mckee
Claire McLean
Sean Mcrory
Connie Meltzer
Eileen Menton
Ethel Meyer
Vanessa Milanese Holanda
Rebecca Miller
Cecilia Miller
Pablo Mir
Julie Mitric
Doug Mohn
LaDona Molander
Brit Mollenhauer
Cathy Molohan
James Moore
Rosario Moratalla
Thomas Munte
Maria Nacci
María Narvaez
Ganesh Natarajan
Antonia Navarro
Alice Nieuwboer
NIH/NINDS
Naoki Noda
Alistair Noyce
José Obeso
Per Odin
Laura Olmos Araujo
Linda Olson
Tristan Orford
Genko Oyama
Rajesh Pahwa
Donna Parker
Russell Parker
Parkinson's Africa
Yogesh Patel
Nicola Pavese
Michelle Pedersen
Elisa Pelosin
Daniel Peterson
Candy Pham
Susan Plourde
Deb Pollack
Elizabeth Pollard
John Poma
Gregory Pontone
Power Over Parkinson's
Helen Power
Dominique Prins-könig
Serge Przedborski
Pamela Quinn
Stacy Quinn
Gary Rafaloff
Miriam Rafferty
Suzanne Reichwein
Dave Remington
Janice Richards
Ed Richfield
Sara Riggare
Barbara Ringk
Beate Ritz
Angela Robb
Angela Christine Roberts
Lynn Rochester
Tarah Breanne Rochester
Alejandro Rodriguez
Mariana Rodriguez
Marina Romero Ramos
Sanford Rosenblatt
Laura Russell
Judith Sachs
Marisol Said
Steve Sain
David Salahi
Carmen Salto
Cynthia Sandor
Angel Santiago
Adriana Santos
Sergio Pablo Sardi
Kent Savage
Filip Scheperjans
William Schmidt
Sonja Scholz
Janice Scissors
Pauł Scott
Kathleen Scott Hill
Michelle Sebastian
Kenneth Seim
David Shafer
Kara Shafer
Binit Shah
Shake It Up Australia
David Shprecher
Andrew Siderowf
Susan Siegel
Shanthipriya Siva
Robert Staib
Harry Starkey
Beth Stebbins
Matthew Stevens
Jim Stewart
Laurie Stiles
A. Jon Stoessl
Pola Sussman
Sharon Swerdlow
Mark Swislow
Jun Takahashi
Ryosuke Takahashi
Caroline Tanner
Malú Tansey
The UCS Lounge/Life Spark
Colleen Thomas
Cathi-Ann Thomas
Omotola Thomas
Susan Thomas
Randy Thurman
Jon B. Toledo
Transforming Parkinson's Care in Africa
Dawn Tucksmith
Twitchy Women
Katherine Tynan
Vivek Unni
Rune Vethe
Miquel Vila
Dolores Vilas Rolán
Laura Volpicelli-Daley
Kiki Walker
Patricia Wargo
Robert Warner
Carla Weatherred
Daniel Weintraub
Chris Westland
Sara Whittingham
Thomas Wichmann
Tony Wilkinson
Jane Rice Williams
Caroline Williams-Gray
Carolyn Wilson
Gail Wingard Gould
Linda Won
A.C. Woolnough
Catherine Worth
Misa Yamaguchi
Alison Yarnall
Jarret Yoshida

PROGRAM-AT-A-GLANCE

	0 SUNDAY MAY 24	1 MONDAY MAY 25	2 TUESDAY MAY 26	3 WEDNESDAY MAY 27
8:00 AM – 8:55 AM		Hot Topics	Hot Topics	Hot Topics
9:00 AM – 11:00 AM	PRE-CONGRESS COURSES 1. Fundamentals of PD 2. Advances in Research, Science & Treatment 3. Champion Partners Presentations 4. Table Tennis and Pickleball tournaments	Morning Plenary	Morning Plenary	Morning Plenary
11:00 – 11:15 AM		WPC Award Ceremony	WPC Award Ceremony	WPC Award Ceremony
11:15 AM – 1:45 PM		• Lunch • Poster tours (11:30 AM – 12:30 PM) • Posters (11:30 AM – 1:00 PM) **James Parkinson Special Lecture** (12:40 – 1:30 PM)	• Lunch • Poster tours (11:30 AM – 12:30 PM) • Posters (11:30 AM – 1:00 PM) **Living Positively with Parkinson's Panel** (12:15 – 1:30 PM)	• Lunch • Poster tours (11:30 AM – 12:30 PM) • Posters (11:30 AM – 1:00 PM) **Special Lecture: Brain and Body donations** (12:30 – 1:30 PM)
1:45 PM – 3:15 PM		**SESSION I** Parallel Sessions & Roundtables	**SESSION I** Parallel Sessions & Roundtables	**SESSION I** Parallel Sessions & Roundtables
3:15 PM – 3:45 PM		COFFEE BREAK	COFFEE BREAK	COFFEE BREAK
3:45 PM – 5:15 PM		**SESSION II** Parallel Sessions & Roundtables	**SESSION II** Parallel Sessions & Roundtables	**SESSION II** Parallel Sessions & Roundtables
5:15 PM – 5:55 PM		Discussion	Discussion	Discussion
6:00 PM – 6:45 PM		Controversy I	Controversy II	Final Wrap Up & Closing Remarks (6:00 – 6:45 PM)
6:45 PM – 8:30 PM	Opening Ceremony & Reception (6:00 – 9:00 PM)	Networking Event I: RN, PT, OT, SLP, SW, RD, Exer Prof Networking Event II: Early Career Investigators	Special Event: Parkinson's Performance Lounge	

Exhibition (11:15 AM – 6:00 PM)

Exhibition (11:15 AM – 6:00 PM)

Exhibition (11:15 AM - 2:00 PM)



Virtual viewing of selected sessions to be announced later.

SESSION DESCRIPTIONS

All sessions are open to all delegates. Some sessions require tickets **at an additional fee.**

PRE-CONGRESS COURSES
SUNDAY
(Ticket required)

To take place on Sunday, May 24, 2026, we offer three pre-congress learning options, starting with our Fundamentals of PD day-long course that begins by looking at the basics of Parkinson's and finishes up by covering Young Onset Parkinson's. At the same time, the course on Advances in Science, Research & Treatment will begin before the WPC 2026. Alongside this course, we will offer a series of sessions designed by our leading Champion Partners, who will share updates on a wide range of exciting topics.

HOT TOPICS
MONDAY / TUESDAY / WEDNESDAY
8:00 – 8:55 AM

Each morning four authors selected from the most highly scored abstracts will be invited to present to the broader audience. Presentations will be given orally in the categories of basic science, clinical science, clinical therapeutics, and complementary care. Presenters will introduce exciting cutting-edge work, and many are up and coming leaders, so this is a great way to thank them for their contributions by showing up to their talks and hearing directly from them.

PLENARY SESSIONS
MONDAY / TUESDAY / WEDNESDAY
9:00 – 11:00 AM

Designed to bring together all Congress attendees each morning, plenary sessions will offer presentations on specific topics to highlight the daily themes. These will be held in a large auditorium each morning, starting just after the Hot Topics presentations. Plenaries will offer very limited questions and answer periods, but experts will be available in round tables, poster tours, wrap-up sessions later each day to continue discussing the topics in more detail.

PARALLEL SESSIONS
MONDAY / TUESDAY / WEDNESDAY
1:45 – 3:15 PM & 3:45 – 5:15 PM

Designed to offer in-depth sessions focused on specific cutting-edge research in the field of Parkinson's. These sessions will appeal to those who want to understand the basic and clinical science underlying the research conducted to better understand the many facets of Parkinson's disease, while parallel sessions are also held on topics related more closely to multidisciplinary care. These will be set in larger lecture halls and will offer question and answer periods.

WORKSHOPS
MONDAY / TUESDAY
7:30 – 8:45 AM

Workshops were designed for smaller groups of attendees. Speakers will give an overview of the assigned topics then open to the audience to allow for more discourse and longer question and answer periods.

CONTROVERSY SESSIONS
MONDAY / TUESDAY
6:00 – 6:45 PM

New in 2026, these end of day sessions are designed to bring all delegates together to hear from two experts on a hot topic, debating the topic in real time with audience members listening in and voting to show their support of the best argument. Debates are educational, unique and offer the audience viewpoints to consider as they hear contrary ideas to a key topic being discussed and debated today.

ROUNDTABLES
WEDNESDAY / THURSDAY / FRIDAY
1:45 – 3:15 PM & 3:45 – 5:15 PM

These specially designed sessions allow for delegates to sit down with an expert on a wide range of fields in a very small, intimate group, to get to the nitty-gritty with questions about the topics. Experts will give a short oral overview of the predetermined topic and will then take questions from the participants. Seats are filled on a first-come, first served basis. Each Roundtable session can take up to 11 participants. We strongly encourage those who are interested to arrive early.

SPECIAL LECTURES
MONDAY / TUESDAY / WEDNESDAY
12:40/12:15/12:30 - 1:30 PM

As the title says, these special sessions are designed to highlight one topic each day, including the James Parkinson Lecture, the Living with Parkinson's panel, and our special highlight of the Arizona Brain and Body Donation Program.

CREATIVITY PROGRAM

For more than **20 years creativity** has played a major part of the WPC experience. Evidence continues to emerge about the impact of creativity on the brain, whether creating the art, listening or viewing it, art can impact one's wellness. **The WPC supports creativity for wellness** and invites delegates to engage in all aspects of the WPC 2026 Art Walk while at the Congress from the Red Thread Project to the Quilts, Film Room, and Art Auction.

RED THREAD PROJECT

Location: **Exhibit Hall**

One thread, on its own is not strong. Combine that one thread with other threads, and suddenly that simple thread becomes unbreakable, like the Parkinson's community. Our strength is in our community and our connections. Stemming from an Asian myth about a Red Thread that connects us all at birth to those who we will cross paths with over the course of our lives. The power and impact of connectivity is our community.

Original images depicting the destiny tied to the red thread showed literal threads around ankles, while today, images often show them tied around fingers connecting people.

While the string may stretch or get knotted, it never breaks. This dynamic art exhibit is the culmination of a year of collecting nearly 700 images and 112 poems, and more than 50 dance videos, all celebrating our Parkinson's connections.

Stop by this exhibit in the Exhibit Hall. View the photos, read the poems, and watch the dance videos. While you are there, jump into the photo booth to capture your own photograph to hang on the wall.



Winter afternoon at the beloved cafe red threads untangled.

– Sebastian Chrobak, Poland



THIS IS PARKINSON'S: 10 YEARS LATER

Location: **120D Foyer**
Photographer: **Anders M. Leines** | *Host:* **Bas Bloem**
Meet the Artist: **Tuesday, May 26 > 12:40 – 1:30 PM**

Norwegian photographer and journalist with Parkinson's, Anders M. Leines first showed his powerful photography exhibit, *This is Parkinson's* at the WPC 2016. He's follow up of that exhibit brings the Young Onset Parkinson's community of Norway back together with his new collection of images, ***This is Parkinson's: 10 Years Later***. This new show continues the stories of the same people first highlighted in his debut exhibit, telling the stories of these people with YOPD 10 years on. View this and meet Anders on Tuesday to learn more about his exhibit and his process.



QUILT PROJECT

Location: **120 Foyer**

Making a return after last being shown in its entirety at WPC 2016, the Parkinson's Quilt, organized in 2010 by the Parkinson's Foundation, returns to the WPC for one final showing with all 40 quilts, created by more than 640 people from 20 countries. See this beautiful display for its final showing. If your organization or business would like to showcase one of quilts, you will have an opportunity to request the right to house a quilt on permanent display in your office.



WPC 2026 LIVING QUILT

Location: **120D Foyer**

Stop by the Living Quilt to leave your signature and check out quilts from past years.

THE QUIVER

Location: **3rd Floor, outside Exhibit Hall**
Date: **Sunday, May 24 > 7:00 – 9:00 PM**
May 25, 26, 27 > 9:00 AM – 6:00 PM

Take part in the auction! Bid early and leave with a work of art in your suitcase!

World Parkinson Congress welcomes **The Quiver** to the Congress to offer the first ever WPC Art Auction showcasing art designed entirely by people with Parkinson's. This space will be open from Sunday evening through Wednesday afternoon for silent bidding.

FILM ROOM

Location: **Room 223** : **Meet the director**

The **WPC 2026 Film Room** showcases incredible stories through film with stories that run the gamut from whimsical to soul-searching, as well as stories that make us think deeply about where we are in the world and how our geography impacts our PD experiences.

MONDAY, MAY 25		
TIME	**MOVIE**	**DIRECTOR**
11:30 AM –12:40 PM	**On Firm Ground**	Justin Jay Jones (USA)
12:50 – 1:00 PM	**Embracing Instability**	Nathan Willis (USA)
1:20 – 1:40 PM	**Gotta Keep Moving**	Margie Alley (USA)
2:00 – 2:15 PM	**Uhuru**	Olz McCoy (UK)
2:30 – 3:40 PM	**Credible Messenger**	Robert Bernard Coley (USA)
3:50 – 4:50 PM	**Trip to the Earth**	Aki Kono (Japan)
5:00 – 5:35 PM	**Beyond Impulse**	Bettina Rotzetter (Switzerland) and Ines Debove (Germany)
5:45 – 6:15 PM	**My Best Hour**	Dido Mirk (Netherlands)
6:25 – 6:50 PM	**Slow Emotion**	Jason Cipparrone (Canada)
TUESDAY, MAY 26		
TIME	**MOVIE**	**DIRECTOR**
11:30 AM – 12:50 PM	**Come Talk To ME**	Deacon Warner (USA)
1:00 – 2:05 PM	**Expedition to Jordan: Together We Can**	Myriam Penninckx (Belgium)
2:10 – 3:15 PM	**Jogos de Integração do Parkinson**	Patricia Esther Fendrich Magri (Brasil)
3:30 – 4:15 PM	**World's Toughest Drive "My African Adventure"**	Robert Hayward (UK)
4:25 – 4:40 PM	**The Game**	Charlotte Gwinner (UK)
5:00 – 5:30 PM	**Cursed2Move**	Bettina Rotzetter (Switzerland) and Ines Debove (Germany)
5:40 – 5:50 PM	**The Group**	Neil Crittenden (UK)
6:00 – 6:10 PM	**Parkinson's Together: The Art of Breaking / Breaking into Art**	Carol Ober (USA)
6:20 – 6:30 PM	**Rock Faced It All**	Clare Bennett (USA)
WEDNESDAY, MAY 27		
TIME	**MOVIE**	**DIRECTOR**
11:30 AM – 12:45 PM	**Pilgrimage to Enlightenment – A Journey to becoming an advocate**	Luke Chadwick-Jones (UK)
12:55 – 2:30 PM	**Boys of Summer: Third Base**	Robert Cochrane (USA)
2:40 – 3:35 PM	**Expedition Parkimanjaro**	Gianmarco Masoni (USA)
3:45 – 4:35 PM	**Passion to Persist**	Hadley Ferguson (USA)
4:45 – 5:15 PM	**Sheila and the Sherpa**	William Kearney (US)
5:30 – 5:40 PM	**Shaken Not Stirred – The Parky Players**	Dave MacFarlane (UK)

International Congress of Parkinson's Disease and Movement Disorders®

International Parkinson and Movement Disorder Society

Seoul, Korea

October 4-8, 2026



Register now

mdscongress.org

WELLNESS PROGRAM

The Wellness Program at the WPC 2026 runs alongside the Scientific Program. All rooms are open to ALL delegates, to learn about and participate in activities that lead to better care for oneself, through exercise, learning, meditation, massage, movement and more. We invite all delegates to stop in one or more of the rooms during the Congress.

- **Lunch & Learn: Dysphagia, Swallowing and Parkinson's** NEW!
- **Family & Care Partner Classroom and Lounge**
- **Support Group Leader Lounge**
- **Renewal Room**
- **Mindfulness and Meditation**
- **Massage and Wellness**
- **Pickleball** NEW!
- **Ping Pong**

LUNCH & LEARN: DYSPHAGIA, SWALLOWING, AND PARKINSON'S

Location: **Room 122C**

Grab your boxed lunch and join this educational conversation.

Learn about dysphagia, swallowing, dietary modifications and Parkinson's while munching on lunch. Experts will talk while you eat but will also invite you to ask questions and engage. Table topics will vary but will be repeated daily so if you miss it one day, you can catch it the next day.

Target Audience: Open to all, but specially designed for people with Parkinson's and family members caring for someone with PD.

TIME	MONDAY MAY 25	TUESDAY MAY 26	WEDNESDAY MAY 27
12:00 – 1:00 PM	**Table 1: Clinical Overview of Dysphagia and Associated Symptoms** *Hosts:* Angela Roberts (Canada) and Emilie Lowell (USA) **Table 2: Diagnosis, Assessment, and Treatment Strategies** *Hosts:* Therese Uthke (USA) and Yael Manor (Israel) **Table 3: Quality of Life and Nutritional Impacts, Resource Considerations, and Future Research** *Hosts:* Michelle Troche (USA) and Richelle Flanagan (Ireland)	**Table 1: Clinical Overview of Dysphagia and Associated Symptoms** *Hosts:* Darla Freeman (USA) and Kelly Veit (USA) **Table 2: Diagnosis Assessment, and Treatment Strategies** *Hosts:* Georgia Malandraki (USA) and Yael Manor (Israel) **Table 3: Quality of Life and Nutritional Impacts, Resource Considerations, and Future Research** *Hosts:* Fiona Lithander (New Zealand) and Jessica Huber (USA)	**Table 1: Clinical Overview of Dysphagia and Associated Symptoms** *Hosts:* Yael Manor (Israel) and Therese Uthke (USA) **Table 2: Diagnosis, Assessment, and Treatment Strategies** *Hosts:* Nicole Rogus-Pulia (USA) and Darla Freeman (USA) **Table 3: Quality of Life and Nutritional Impacts, Resource Considerations, and Future Research** *Hosts:* Corinne Jones (USA) and Richelle Flanagan (Ireland)

WELLNESS PROGRAM

FAMILY & CARE PARTNER CLASSROOM AND LOUNGE

Location: **Room 222AB**

Calling all care partners, carers, family members and friends. If you care for someone with Parkinson's, or have lost a loved one due to Parkinson's, this space is for you. The classroom offers learning while the lounge offers respite. Join us to learn, connect, and to take care of yourself.

Made possible with support from AbbVie, Supernus, and Acadia Pharmaceuticals

TIME	MONDAY MAY 25	TUESDAY MAY 26	WEDNESDAY MAY 27
8:00 – 8:50 AM	CPLM1 **Support Group ~ Coffee & Care Partners** A family member was diagnosed with Parkinson's: So what now?	CPLT1 **Support Group ~ Coffee & Care Partners** Who said men don't feel stuff? A space for men who are care partners	CPLW1 **Support Group ~ Coffee & Care Partners** A family member was diagnosed with Young Onset Parkinson's: So what now?
8:50 – 11:30 AM	Plenary Hall	Plenary Hall	Plenary Hall
11:30 AM – 12:30 PM *Bring your lunch*	CPLM2 **Managing Symptoms** As a Care Partner, how can you help with managing non motor symptoms and mental wellness?	CPLT2 **Managing Symptoms** As a Care partner, how can you help with managing motor symptoms and medication side effects?	CPLW2 **Managing Symptoms** As a Care Partner, how can you help with managing cognitive decline?
12:45 – 1:45 PM *Bring your lunch*	CPLM3 **Changing Family Dynamics** Tips from Care Partners and Carers on how relationships evolve when Parkinson's is diagnosed	CPLT3 **Changing Family Dynamics** Tips for parents on how to talk to children about PD	CPLW3 **Changing Family Dynamics** Tips from children growing up with a parent with PD
2:00 – 3:00 PM	CPLM4 **Changing the Tune of Parkinson's Disease** A Conversation with Country Music Singer and Care Partner Kimberly Schlapman *Made possible with support from AbbVie*	CPLT4 **Anticipatory Grief and Caregiver Loneliness**	CPLW4 **The Journey of Loss**
3:15 – 4:30 PM	CPLM5 **Care Partner Wellness and PD:** From Mental Health to Surgical Interventions	CPLT5 **Young-onset Parkinson's disease:** What do you need to know as a care partner?	CPLW5 **(3:15 – 5:00 PM) Future Planning and Navigating Challenges for Those Caring for someone with Parkinson's**
4:45 – 5:45 PM	CPLM6 **Enabling Independence and Balancing Life in the Care Partner Journey**		

WELLNESS PROGRAM

SUPPORT GROUP LEADER LOUNGE

Location: **Room 222C**

This is a space for Support Group leaders, those who are creating and leading groups who are looking for their own educational opportunities to learn how better manage, lead, and host support groups. Or for those looking to start Support Groups, who are seeking tips and resources.

Open to all as an inviting and safe space to learn, share, and walk away with new tools for your support group took kit.

Made possible with support from PMD Alliance

TIME	MONDAY MAY 25	TUESDAY MAY 26	WEDNESDAY MAY 27
8:00 – 8:50 AM	SGLM1 **Open Discussion**	SGLT1 **Open Discussion**	SGLW1 **Support Group Modality:** Discussion on Who Should Lead / Speak: Peer-Led vs Professional-Led
8:50 – 11:30 AM	Plenary Hall	Plenary Hall	Plenary Hall
11:30 AM – 12:30 PM	SGLM2 **How to Build a Support Group from the Ground Up**	SGLT2 **Online vs In-Person Support Groups:** Tricks & Tips	SGLW2 **Communication, Accessibility & Accommodations**
12:45 – 1:45 PM	SGLM3 **Effective Leadership Strategies for Support Groups**	SGLT3 **Session hosted by PMD Alliance, Topic TBC**	SGLW3 **Dealing with Difficult Situations in Support Groups:** Tips & Tricks to help Navigate
2:00 – 3:00 PM	SGLM4 **YOPD Support Groups:** Should it Really Be This Hard?	SGLT4 **Reframing Care Partner Support Groups**	SGLW4 **Courageous Conversations:** Depression
3:15 – 4:30 PM	GLM5 **Courageous Conversations:** Grief & Loss	SGLT5 **Courageous Conversations:** Intimacy	SGLW5 **Support Group Leader Roundtable & Key Takeaways**
4:45 – 5:45 PM	SGLM6 **Using What You've Got:** Making Impact with Limited Resources	SGLT6 **Let's Talk About Burnout** (for Support Group Leaders)	

WELLNESS PROGRAM

RENEWAL ROOM

Location: **Room 221ABC**

A place to get the blood moving, this space will offer a variety of classes to move the body, voice, and mind. Participate daily in a wide range of classes, including yoga, tai chi, walking, dance, drumming, vocal training, boxing, and more!

Line up before each class to get a ticket.
Limited space per session.

TIME	MONDAY MAY 25	TUESDAY MAY 26	WEDNESDAY MAY 27
8:00 – 9:00 AM	**PWR! UP your Day with PWR! Moves® and Urban Poling** With Becky Farley (USA)	**Deconstructing Dancing with Parkinson's for PwP** With Sarah Robichaud	**Make FUNction Exercise** With Jennifer Bazan-Wigle
9:00 – 11:15 AM	Plenary & Awards (no class)	Plenary & Awards (no class)	Plenary & Awards (no class)
11:15 AM – 12:15 PM	**Have Fun with Tango!** With Debora Polisky (USA)	**Go BIG, Get LOUD: Amplify Your Parkinson's Power** With Cynthia Fox (USA)	**Power for Parkinson's Move & Shout®** With Lauren Lewis (USA)
12:30 – 1:30 PM	**Rock Steady Boxing Adapted Training Session** With Chris Timberlake (USA)	**Brain / Body Games** With Sarah Palmer (USA)	**We are Rebel Fighters and We are Kickin It!** With Kimberly Berg (USA)
1:45 – 2:45 PM	**Dance for PD® – 25 Years in Motion** With David Leventhal	**Rock Steady Boxing – "Fighting Back" Against PD** With Nikkel Nielsen	**This Is Your Brain On Drums** With Judi Spencer and Jim Boneau
3:00 – 4:00 PM	**SPEAK OUT!® and Sing-Along LIVE** With Sarah Diesing and Jeanie Adamson	**Rhythmic Flow Taiko** With Vivan Lee, Galen Rogers, & Mayna Tyrell	**Moving the CHI with PD/ Tranquilidad de Espíritu** With Julie Worden
4:15 – 5:15 PM	**Relax and Recharge with Yoga 4Parkinson and YogaReach** With Dominique Prins-König and Char Grossman	**Yoga + Chi Gong: Meditation in Motion for Parkinson's** With Whitney Chapman	

WELLNESS PROGRAM

MINDFULNESS AND MEDITATION

Location: **Room 231C**

A place to spend time in quiet, reflection, contemplation, or prayer outside the hustle and bustle of all the other amazing activities and presentations.

A few 20-minute guided mindfulness sessions will be provided throughout the day keeping of the ambiance of this room by providing techniques you may choose to utilize in your daily life. When sessions are not taking place this room may be utilized for quiet downtime or prayer.

TIME	MONDAY MAY 25	TUESDAY MAY 26	WEDNESDAY MAY 27
8:00 – 8:20 AM	Guided Meditation	Guided Meditation	Guided Meditation
12:00 – 12:20 PM			
3:30 – 3:50 PM			

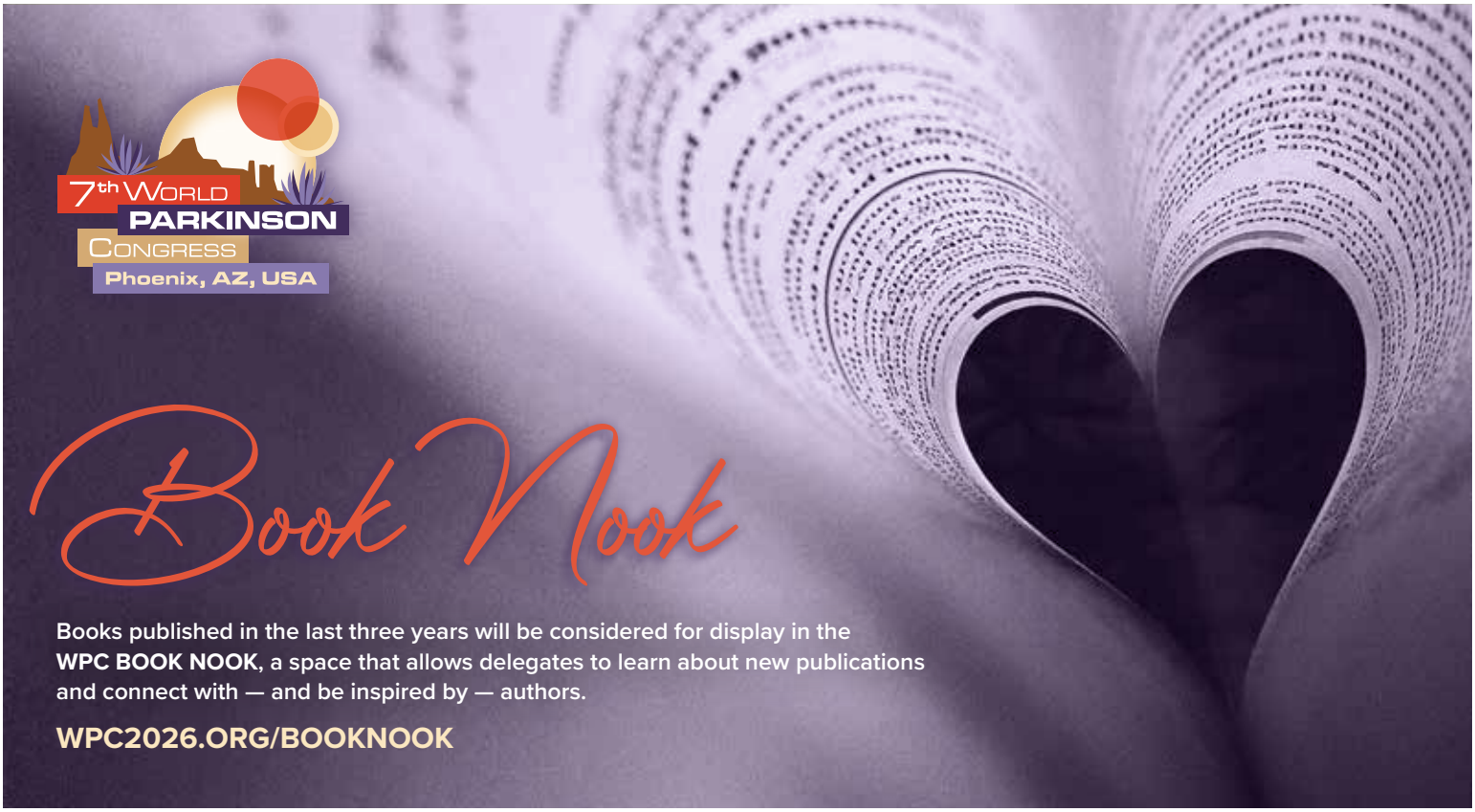

WELLNESS PROGRAM

MASSAGE AND REIKI

Location: **Room 232ABC**

This room is for delegates who are interested in experiencing a brief massage, whether Swedish, reiki, cranial sacral or other modalities of therapy. Delegates are invited to sign up for a 20-minute time slot in the room over the Congress days.

This service is at no cost to delegates. Sign up will be required to book a slot, but walk-ins may be accommodated in some cases if people don't show up.

Out of respect for all the delegates, we ask that individuals not sign up for more than one treatment so everyone can get a chance to experience this healing artwork.

Hours Available

Monday, May 25	11:30 AM – 5:30 PM
Tuesday, May 26	11:30 AM – 5:30 PM
Wednesday, May 27	11:30 AM – 5:00 PM

Made possible with support from Arizona Medical Massage School and Southwest Institute of Healing Arts

PICKLEBALL

Location: **Room 129AB**

For the first time at the WPC, we are offering a Pickleball Room in partnership with Organizational Partners, New Mexico Arizona Pickleball Association (NMAPA), the Movement Disorders Foundation of Arizona, and Movement Disorders Specialists from the Medical University of South Carolina. This dynamic space will welcome delegates who love the sport as well as those ready to pick up a paddle for the very first time. Sessions will introduce "Pick It Up," a novel Pickleball for Parkinson's exercise program designed to promote movement, balance, coordination, and community. The space is open to all delegates, with or without Parkinson's, creating an inclusive environment focused on connection, energy, and fun. Step out of the lecture hall and into a space dedicated to action, movement, and wellness.

Host Organization:

- **Pickleball Tournament** hosted by **NMAPA**

TIME	SUNDAY MAY 24	MONDAY MAY 25 | TUESDAY MAY 26 | WEDNESDAY MAY 27
11:30 AM – 12:30 PM	**Pickleball Tournament** 12:00 – 5:00 PM Spots are limited	Pick It Up Active Instruction
12:30 – 1:30 PM		Open Play with Coaching Tips
1:30 – 2:30 PM		Pick It Up Active Instruction
2:30 – 3:30 PM		Open Play with Coaching Tips
3:30 – 4:30 PM		Pick It Up Active Instruction
4:30 – 5:30 PM		Open Play with Coaching Tips

WELLNESS PROGRAM

PING PONG

Location: **Room 124AB**

The Ping Pong, or Table Tennis Room, offers delegates the opportunity to participate in classes for all levels of play with open sessions throughout the Congress. Table tennis has been shown to support balance, coordination, focus, and overall well-being, making it a popular and engaging activity for people living with Parkinson's.

This space is being run in collaboration with WPC partners International Table Tennis Federation Foundation (ITTFF) & PingPongParkinson® (PPP).

Host Organization:

- **Ping Pong Tournament** & **Table Tennis class** hosted by **ITTFF**
- **Ping Pong class** & **PingPongParkinson Open Tournament** hosted by **PPP**

TIME	SUNDAY MAY 24	MONDAY MAY 25 | TUESDAY MAY 26 | WEDNESDAY MAY 27
7:45 – 8:45 AM		Ping Pong class
9:00 – 11:30 AM		**Room CLOSED for Plenary**
11:30 AM – 12:30 PM	**Ping Pong Tournament** 12:00 – 5:00 PM	Table Tennis class
12:45 – 1:45 PM		Table Tennis class
2:00 – 3:00 PM		Table Tennis class
3:15 – 4:00 PM		Table Tennis class
4:00 – 6:00 PM		PingPongParkinson open tournament


DAY
0

PRE-CONGRESS PROGRAM

Sunday, May 24, 2026

DAY 0

COURSE I — ADVANCES IN RESEARCH, SCIENCE & TREATMENT

Location: **Room 120D**
9:00 AM – 5:30 PM

Target: Clinicians, researchers, neurologists, Parkinson advocates and care advocates.
Goal: To expose participants to cutting-edge research and innovative new treatments being implemented for Parkinson's.
Made possible with support from Barrow Neurological Institute

9:00 – 10:30 AM

What is Alpha-synuclein?

Moderator: **Stella Papa (USA)**
Co-moderator: **Ryosuke Takahashi (Japan)**

1 – Alpha-synuclein and Lewy pathology in brain and periphery in Parkinson's disease — *Speaker:* **Laura Parkkinen (UK)**
2 – Function and dysfunction of alpha-synuclein — *Speaker:* **Sreeganga Chandra (USA)**
3 – Synuclein models — *Speaker:* **Veerle Baekelandt (Belgium)**

Learning objectives: 1. Explain the neuropathological findings that link alpha-synuclein deposition to Parkinson's disease; 2. Outline the way that both the function and the dysfunctional forms of alpha-synuclein illuminate the pathophysiology of Parkinson's disease; 3. Describe the main cellular and animal models that are used to reproduce the pathogenic features of alpha-synuclein linked to Parkinson's.

11:00 AM – 12:30 PM

Therapeutic advances in motor and non-motor symptom management

Moderator: **Anat Mirelman (Israel)**
Co-moderator: **Nienke de Vries (Netherlands)**

1 – What's new in PD motor symptom control – new advances and research pipeline — *Speaker:* **Pravin Khemani (USA)**
2 – What's new in gait and mobility – new advances and research pipeline — *Speaker:* **Daniel Peterson (USA)**
3 – What's new in PD cognition and neuropsychiatric symptom control – new advances and research pipeline — *Speaker:* **Kathleen Poston (USA)**

Session in memory of Nir Giladi

Learning objectives: 1. Detail the recent advances in management of motor symptoms and motor fluctuations of PD; 2. Explain the pathophysiology, management of, and research pipeline for cognitive impairment and neuropsychiatric symptoms in PD; 3. Describe the current research pipeline for gait and mobility management.

12:30 – 1:30 PM *LUNCH (On your own in convention center café or nearby)*

1:30 – 3:00 PM

Where are we in imaging markers for early PD and its progression

Moderator: **Thilo van Eimeren (Germany)**
Co-moderator: **Thomas Wichmann (USA)**

1 – PET and SPECT: Where are we? — *Speaker:* **A. Jon Stoessl (Canada)**
2 – MRI markers. Where are we? — *Speaker:* **Stéphane Lehéricy (France)**
3 – MRI and PET markers for risk of dementia in PD. Where are we? — *Speaker:* **Maria Rodríguez Oroz (Spain)**

Learning objectives: 1. Explain the current state of development of imaging methods in early PD; 2. Outline the limits and the potential of currently developed methods; 3. Describe potential clinical uses of those methods in the future.

3:30 – 5:00 PM

Gut and Immunity in Parkinson's disease: What we know so far from animal models

Moderator: **Ashley Harms (USA)**
Co-moderator: **Malú Tansey (USA)**

1 – Immune system in PD: What have we learned from animal models? — *Speaker:* **Marina Romero-Ramos (Denmark)**
2 – Pathological triggers of PD in the gut — *Speaker:* **JoAnne Stratton (Canada)**
3 – Gut-mediated therapeutics in preclinical models — *Speaker:* **Sarkis Mazmanian (USA)**

Learning objectives: 1. Explain what is known about inflammation in PD. What evidence do we have for inflammation in the periphery and CNS; 2. Explain how inflammation or infection in the gut can influence CNS pathology in PD; 3. Describe how targeted therapeutics in the gut can influence immune response and CNS pathology in PD.

OPENING CEREMONY > 6:00 – 7:15 PM | **WELCOME RECEPTION > 7:15 – 9:15 PM**

PRE-CONGRESS PROGRAM

Sunday, May 24, 2026

DAY 0

COURSE II — PART 1: PD FUNDAMENTALS – THE BASICS

Location: **Room 120A**
9:00 AM — 1:00 PM

Target Audience: People with Parkinson's, caregivers, junior basic researchers, healthcare professionals new to Parkinson's care and new to the WPC.

Goal: Expose participants to key topics that will be elaborated on in the program. Give them a glimpse of what is to come and tools to get the most out of the meeting. Talk about tracking how you are doing, to effectively share back with the health care team to make sure your meds are working. Be best prepared for your appointments.

Learning objectives: 1. Describe how the diagnosis of Parkinson's is made and discuss the pharmacological and rehabilitation treatment options for Parkinson's and their indications; 2. Explain the importance of developing trusting therapeutic relationships for the team and person with Parkinson's; 3. Gain insights from people with Parkinson's and care partners sharing their lived experience of Parkinson's.

Emcee: **Bastiaan Bloem (Netherlands)**

Panelists: **Jennifer Goldman (USA)** | **Michelle Troche (USA)** | **Lance Wilson (USA)**
Julia Wood (USA) | **Hannah Johansson (Sweden)** | **Kelly Papesh (USA)**

9:00 – 9:25 AM	**Welcome remarks and opening talk**	*Speaker:* **Bastiaan Bloem (Netherlands)**
9:30 – 10:30 AM	**1–** Beyond Diagnosis	*Guest Panelists:* **Omotola Thomas (UK)**, **Sheenagh Bottrell (Australia)**

This session will discuss the process leading to a diagnosis of Parkinson's, how the diagnosis is provided and the experiences of receiving a diagnosis from the person living with Parkinson's and their family (biological or chosen). We will discuss initial therapeutic options and how approaches may change considering age, symptoms, access and affordability of treatment. We will hear from the person living with Parkinson's their thoughts and concerns about starting treatment and how they have managed in regions where access to medications may be limited. The multi-disciplinary team will share the care they provide, taking a pro-active, preventative approach to supporting living well in the early years.

10:30 – 10:40 AM	*STRETCH BREAK*	
10:40 – 11:40 AM	**2–** Parkinson's in your hands	*Guest Panelists:* **Glenn Kasman (USA)**, **Mark McAuley (Australia)**

As the journey continues, we will discuss the emergence of motor and non-motor symptom fluctuations and explore how people with Parkinson's and clinicians identify them. This will include tools and resources which can help identify these symptoms and are used by clinicians or PLPW to optimize management. The session will discuss pharmacological treatments, early deep brain stimulation and rehabilitation interventions which support maintaining independence and quality of life. Issues related to access and how the environment influences the care you receive will be discussed.

11:40 – 11:50 AM	*STRETCH BREAK*	
11:50 AM – 12:50 PM	**3–** Living well	*Guest Panelists:* **Jimmy Choi (USA)**, **André Tal (Brazil)**

The final discussion will explore the challenges and how to live well and retain control when living with Parkinson's. We will consider the process of optimizing pharmacological management as well as indications for device assisted treatment, including variability of access to them. We will from the person living with Parkinson's about considerations in accepting and using a continuous delivery therapy or complicated oral treatment regimes. Members of the multidisciplinary team will provide insights into their interventions and the value that interprofessional collaboration brings. In this session, we will hear from health care professionals and people living with Parkinson's and on their thoughts surrounding independence control and planning.

12:50 – 1:00 PM	**Closing Remarks**
1:00 – 2:00 PM	*LUNCH (On your own in convention center café or nearby)*

OPENING CEREMONY > 6:00 – 7:15 PM

WELCOME RECEPTION > 7:15 – 9:15 PM

Session Levels
- Crosstalk – Minimal or no scientific background required
- Moderate-level scientific sessions
- High-level scientific sessions

Session Type
- Basic Science
- Clinical Science
- Comprehensive Care

Language
- Simultaneous AI interpretation in over eighty languages powered by Wordly for all main session rooms

PRE-CONGRESS PROGRAM

PRE-CONGRESS PROGRAM

Sunday, May 24, 2026

DAY 0

COURSE II — PART 2: PD FUNDAMENTALS – YOUNG ONSET PARKINSON'S

Location: **Room 120A**
2:00 – 5:30 PM

Target Audience: People living with Young Onset Parkinson's, Clinicians, researchers, neurologists, Parkinson's advocates, and care advocates.

Goal: This session will focus on being diagnosed with Parkinson's when you are young, and will discuss links with genetics, and the difference between the scientific age cut-off and societal view of age related to being diagnosed when you are of working age. The session will consider issues such as getting a diagnosis when you are young, the impact on work, family and life. We will also cover treatment approaches and the importance of personalizing them to you.

Learning objectives: 1. Describe the complexity of being diagnosed with Parkinson's disease at a young age; 2. Explain treatment approaches and the influence of geographic access and personal circumstances- work, pregnancy, child rearing; 3. Talk about experiences of those living with young onset Parkinson's and their personal approaches to managing symptoms and optimizing function and quality of life.

2:00 PM	**Welcome Remarks**	*Emcee:* **Kat Hill (USA)**
2:05 – 3:15 PM	1– Diagnosis, Management and Genetic considerations in young onset Parkinson's	*Moderator:* **Victor McConvey (Australia)** *Co-moderator:* **Sharon Krischer (USA)** *Speaker 1:* **Bart Post (Netherlands)** *Speaker 2:* **Rachel Saunders-Pullman (USA)**
3:20 – 4:00 PM	2– Living well with YOPD	*Moderator:* **Erin Foster (USA)** *Co-moderator:* **Shane Breslin (Ireland)** *Speaker:* **Jori Fleisher (USA)**
4:10 – 5:10 PM	3– Life hacks for living well with YOPD	*Moderator:* **Margie Zimmerman (USA)** *Co-moderator:* **Bart Post (Netherlands)** *Panelists:* **Monique Bosman (Netherlands)** **Naomi Estolas (USA)** **Laura Olmos (Mexico)** **Jagdeep Aujla (UK)**
5:10 – 5:20 PM	4– How to get the most out of your WPC experience	*Speaker:* **Cathy Molohan (Germany)**
5:20 PM	**Closing Remarks**	**Victor McConvey (Australia)**

OPENING CEREMONY > 6:00 – 7:15 PM

WELCOME RECEPTION > 7:15 – 9:15 PM

Session Levels
- Crosstalk – Minimal or no scientific background required
- Moderate-level scientific sessions
- High-level scientific sessions

Session Type
- Basic Science
- Clinical Science
- Comprehensive Care

Language
- Simultaneous AI interpretation in over eighty languages powered by Wordly for all main session rooms

PRE-CONGRESS PROGRAM

Sunday, May 24, 2026

DAY 0

COURSE III

Location: **Room 227ABC**

9:30 AM – 5:00 PM

This course is designed by WPC's Champion Partners and is fully accessible to all delegates.

9:30 – 10:45 AM

The Power of Collaboration – A case study of Australia's first National Parkinson's Action Plan

Moderators and Panelists: **Vicki Miller (Australia), Emma Collin (Australia), Sheenagh Bottrell (Australia), Michele Callisaya (Australia)**

Learning objectives: 1. Be able to outline the strategic element of a National Parkinson's Action Plan; 2. Build and sustain meaningful cross-sector collaboration; 3. Mobilize evidence to inform policy and practice, 4. Effectively engage stakeholders representing the PD community.

Made possible with support from Fight Parkinson's and Shake It Up Australia Foundation

10:45 – 11:15 AM *COFFEE BREAK*

11:15 AM – 12:30 PM

Would I Join This Study? A Real Talk on Research Participation

Moderator: **Eda Baykal-Caglar (USA)**
Panelists: **Connie Marras (Canada), Priti Gros (Canada)**

Learning objectives: 1. Identify common factors that influence whether people with Parkinson's and care partners choose to participate in research studies; 2. Evaluate a study's participant-friendliness using a plain-language summary; 3. Practice using a structured decision-making tool to assess personal fit with a study and prepare individualized questions or accommodation requests to discuss with research staff.

Made possible with support from Michael J. Fox Foundation for Parkinson's Research

12:30 – 1:45 PM *LUNCH (on your own in the convention center or nearby)*

1:45 – 3:00 PM

How to stick with it! Removing barriers and maintaining motivation in exercise

Moderator: **Rebecca Gilbert (USA)**

1– Exclusive First Look at the APDA BeneKinetic Virtual Exercise Coach — *Speaker:* **Gilbert Tyan (USA)**
2– The psychology of a virtual coach — *Speaker:* **Galina Reitz (USA)**
3– The How & Why of Exercise Maintenance — *Speakers:* **Daniel Corcos (USA) and Terry Ellis (USA)**
4– Q&A Discussion

Learning objectives: 1. Explain the *barriers* to maintaining a long-term commitment to exercise in PD; 2. Describe the *motivators* to maintaining a long-term commitment to exercise in PD; 3. Explore the science behind how exercise personalization, group exercise, and coaching techniques can help maintain a commitment to exercise.

Made possible with support from American Parkinson Disease Association

3:00 – 3:30 PM *COFFEE BREAK*

3:30 – 5:00 PM

Advocating for Yourself and Your Community: Empowering People with Parkinson's and Driving Change in Care, Research, and Public Policy Research Participation

Moderator: **Kathleen Blake (USA)**

1– How People with Parkinson's, Care Partners, and Healthcare Professionals Can Advocate for What Matters Most to Them — *Speakers:* **Sneha Mantri (USA), Andi Lipstein Fristedt (USA)**
2– PD GENEration: The Next Step in Research – Genetic Testing, Counseling, and Precision Medicine — *Speakers:* **Kamalini Ghosh Galvelis (USA), Megan Dini (USA), Rebeca De Leon (USA), Nicola Bothwick (USA), Maggie Caulfield (USA)**

Learning objectives: 1. Explore the principles of quality Parkinson's care, the Parkinson's care continuum, and how to advocate for quality care at key milestones; 2. Describe the role of public policy in Parkinson's care and research, and ways for community members to influence change; 3. Explain precision medicine and how genetics plays a role in research and clinical trials; 4. Describe an overview of the PD GENEration study including enrollment, demographics, genetics, and future research; 5. List three ways the Parkinson's Foundation is addressing barriers to entry into genetic-focused trials for Parkinson's disease.

Made possible with support from the Parkinson's Foundation

OPENING CEREMONY > 6:00 – 7:15 PM | **WELCOME RECEPTION > 7:15 – 9:15 PM**

PRE-CONGRESS PROGRAM

Sunday, May 24, 2026

DAY 0

COURSE IV

12:00 – 5:00 PM

Looking for a way to stretch your legs and get the blood pumping BEFORE the opening ceremony and the WPC kicks off? WPC will be offering two exercise opportunities on the pre-congress day, Sunday, May 24, 2026. The ever-popular Table Tennis room will open early this time with a half-day tournament with lots of fun, a little sweat, and a lot of laughs. Table tennis will remain available during the Congress for fun each afternoon.

New to the WPC this year, Pickleball will open and invite people to join in for a competitive half day tournament for beginners and experiences players. Pickleball will remain available during the Congress for fun each afternoon.

Registration for the pre-congress day is required to participate. An amazing experience will be had by all and what a fun way to kick off your WPC experience.

12:00 – 5:00 PM	*Location:* **Room 124AB** **Ping Pong Half-Day Tournament** *Made possible with support from the International Table Tennis Federation Foundation*
12:00 – 5:00 PM	*Location:* **Room 129AB** **Pickleball Half-Day Tournament** NEW in 2026! *Made possible with support from the New Mexico Arizona Pickleball Association*

OPENING CEREMONY > 6:00 – 7:15 PM

Made possible in part with support from Amneal Pharmaceutoicals and BlueRock Therapeutics

WELCOME RECEPTION > 7:15 – 9:15 PM

Made possible in part with support from Amneal Pharmaceutoicals and BlueRock Therapeutics

Session Levels

- Crosstalk – Minimal or no scientific background required
- Moderate-level scientific sessions
- High-level scientific sessions

Session Type

- Basic Science
- Clinical Science
- Comprehensive Care

Language

- Simultaneous AI interpretation in over eighty languages powered by Wordly for all main session rooms



DAY 1

EARLY MORNING SESSION

Monday, May 25, 2026

PARKINSON'S POLICY SESSION > 7:30 – 9:00 AM

TIME TO MOVE: ADVANCING POLICY TO BECOME PARKINSON READY

Location: **Room 224**
Doors open: **7:15 AM**

Made possible with support from AbbVie

WORKSHOPS > 7:30 – 8:45 AM

EXPRESSING PATIENTS' VIEWS ON FREEZING OF GAIT THROUGH ART

Location: **Room 222C**
Doors open: **7:15 AM**

FAILING TO FALL: WHAT WE ARE MISSING IN FALLS TREATMENT AND HOW IT CAN CHANGE YOUR PRACTICE FOR THE BETTER

Location: **Room 226BC**
Doors open: **7:15 AM**

PING PONG ROOM > 7:45 – 8:45 AM

Location: **Room 124AB**

RENEWAL ROOM > 8:00 – 9:00 AM

PWR!UP YOUR DAY WITH PWR!MOVES® AND URBAN POLING

Location: **Room 221ABC**
Wth Becky Farley (USA)

See full program on **page 28**.

SCIENTIFIC PROGRAM

Session Levels

- Crosstalk – Minimal or no scientific background required
- Moderate-level scientific sessions
- High-level scientific sessions

Session Type

- Basic Science
- Clinical Science
- Comprehensive Care

Language

- Simultaneous AI interpretation in over eighty languages powered by Wordly for all main session rooms

SCIENTIFIC PROGRAM

Monday, May 25, 2026

DAY 1

HOT TOPICS > 8:00 – 8:55 AM

Location: **Plenary Hall BC**
Moderator: **Dan Kremens (USA)**

Talk 1: P16.01 **Assessing the accuracy and timeliness of medication administration for hospitalized patients with Parkinson disease**
Speaker: Jake Plagenz (USA)

Talk 2: P29.03 **Predicting Parkinson's disease: exploring prodromal disease algorithms in PREDICT-PD**
Speaker: Ashvin Kuri (UK)

Talk 3: P31.02 **The syn-sleep study: detection of cutaneous phosphorylated alpha-synuclein in REM sleep behavior disorder**
Speaker: Christopher Gibbons (USA)

Talk 4: P40.15 **Whole brain [11C]-PE2I dopamine transporter PET imaging in persons with Parkinson's with freezing of gait or a history of falls**
Speaker: Nicolaas Bohnen (USA)

Made possible with support from Aligning Science Across Parkinson's

MORNING PLENARY > 9:00 – 11:00 AM

MP1 – BIOLOGICAL DEFINITION AND STAGING OF PD: USE AND IMPLICATION FOR CARE AND RESEARCH

Location: **Plenary Hall BC**

Moderator: **Laura Parkkinen (UK)**
Co-moderator: **Soania Mathur (Canada)**

Talk 1: Current biological definition, classifications and staging of PD and DLB and related disorders: Implications for research
Speaker: Sirwan Darweesh (Netherlands)

Talk 2: Biomarkers of 'alpha-synucleinopathy': State of the field 2026 and future directions
Speaker: Ivan Martinez-Valbuena (Canada)

Talk 3: The future of biologically defining and staging PD, DLB and related disorders: What do we still have to learn to transition to clinic
Speaker: Kathleen Poston (USA)

Talk 4: Biological definition and staging: Why it matters to people living with Parkinson's disease
Speaker: John Poma (USA)

Learning Objectives: 1. Explain how PD, DLB and prodromal states are defined; 2. Describe the staging system of PD and DLB; 3. Detail the gaps in our ability to define and stage; 4. Explain how biological definition and staging will impact the lives of people living with Parkinson's.

WPC AWARD CEREMONY > 11:00 – 11:15 AM

Location: **Plenary Hall BC**

Awardees: **Davis Phinney (USA)**
M Maral Mouradian, MD (USA)
Kevin McFarthing, PhD (UK)

SCIENTIFIC PROGRAM

Monday, May 25, 2026

DAY 1

LUNCH > 11:30 AM – 1:45 PM

FAMILY & CARE PARTNER CLASSROOM

Location: **Room 222AB**

11:30 AM – 12:30 PM
MANAGING SYMPTOMS

As a Care Partner, how can you help with managing non motor symptoms and mental wellness?

Moderator: Celeste Harris (USA)

Panelists: Maggie Ivanic (USA)
Victor McConvey (Australia)
Rebecca Miller (USA)

12:45 – 1:45 PM
CHANGING FAMILY DYNAMICS

Tips from Care Partners and Carers on how relationships evolve when Parkinson's is diagnosed

Moderator: Lyndsey Isaacs (UK)

Panelists: Angela Huckabee (USA)
Marc Jaffe (USA)
Arun Mathur (Canada)

See full schedule on **page 26**.

WPC THEATER

Location: **Exhibit Hall Stage**

11:30 AM – 12:00 PM
THE DISEASE IS THE BIOLOGY AND THE BIOLOGY IS THE DISEASE

Moderator: Susan Fox (Canada)

Panelists: Thomas Beach (USA)
Gary Rafaloff (USA)
Andrew Siderowf (USA)

12:05 – 12:35 PM
PRECISION MEDICINE AND PARKINSON'S DISEASE

Moderator: Simon Stott (UK)

Panelists: TBC

12:40 – 1:35 PM
BOOK AUTHOR PANEL DISCUSSION

Empowerment and Parkinson's

Moderator: Larry Gifford (Canada)

Panelists: Claudia Martinez (USA)
Robert Bernard Coley (USA)
Maria De Leon (USA)
Patti Burnett (USA)

CORPORATE SESSIONS

Non-accredited

11:30 AM – 12:30 PM
UNDERSTANDING PARKINSON'S-RELATED HALLUCINATIONS AND DELUSIONS
Location: **Room 224**
Doors open: **11:15 AM**

Made possible with support from Acadia

11:30 AM – 12:30 PM
MORE PREDICTABLE DAYS WITH PARKINSON'S: A DIFFERENT WAY FORWARD
Location: **Room 229**
Doors open: **11:15 AM**

Made possible with support from Supernus

12:30 – 1:30 PM
FAMILY MATTERS: HOW LOVED ONES SHAPE THE PARKINSON'S JOURNEY AND TREATMENT DECISIONS
Location: **Room 227**
Doors open: **12:15 PM**
Note: **Sweet treat served**

Made possible with support from Amneal

BOOK NOOK

Location: **Exhibit Hall DE**

AUTHOR MEET & GREETS

12:00 PM: Sara Whittingham (USA)

12:30 PM: Rose Maria Aguire de Leon (Mexico)

1:00 PM: Ray Dorsey (USA) and Michael Okun (USA)

See full schedule on **page 16**.

SCIENTIFIC PROGRAM

Monday, May 25, 2026

DAY 1

LUNCH > 11:30 AM – 1:45 PM

SUPPORT GROUP LEADER LOUNGE

Location: **Room 222C**

11:30 AM – 12:30 PM
HOW TO BUILD A SUPPORT GROUP FROM THE GROUND UP

Talk 1: Nuts and Bolts of building a support group

Talk 2: Recruiting Members: What's the secret to keeping them coming?

Talk 3: Evaluations and/or surveys to grow membership and attendance

Talk 4: How to make sure Specialty Groups are impactful and helpful

12:45 – 1:45 PM
EFFECTIVE LEADERSHIP STRATEGIES FOR SUPPORT GROUPS

Talk 1: Asking the Right Questions

Talk 2: Keeping the Conversation Flowing: Respectful Redirection in Parkinson's Discussions

Talk 3: Establishing Community Code of Conduct (Gold Standards as a Group)

Made possible with support from PMD Alliance

See full schedule on **page 27**.

FILM ROOM

Location: **Room 223**

11:30 AM – 12:40 PM
ON FIRM GROUND

With Justin Jay Jones (USA)

12:50 – 1:00 PM
EMBRACING INSTABILITY

With Nathan Willis (USA)

1:20 – 1:40 PM
GOTTA KEEP MOVING

With Margie Alley (USA)

See full schedule on **page 23**.

RENEWAL ROOM

Location: **Room 221ABC**

11:15 AM – 12:15 PM
HAVE FUN WITH TANGO!

With Debora Polisky (USA)

12:30 – 1:30 PM
ROCK STEADY BOXING ADAPTED TRAINING SESSION

With Chris Timberlake (USA)

See full schedule on **page 28**.

LUNCH & LEARN

Location: **Room 122C**

12:00 – 1:00 PM

Table 1: Clinical Overview of Dysphagia and Associated Symptoms

Table 2: Diagnosis, Assessment, and Treatment Strategies

Table 3: Quality of Life and Nutritional Impacts, Resource Considerations, and Future Research

See full schedule on **page 25**.

MASSAGE AND REIKI

Location: **Room 232ABC**

11:30 AM – 5:30 PM

Sign up for a massage at the room

MINDFULNESS & MEDITATION ROOM

Location: **Room 231C**

8:00 AM, 12:00 PM, 3:30 PM

Guided Mindfulness

PING PONG ROOM

Location: **Room 124AB**

11:30 AM – 6:00 PM

Open play

PICKLEBALL ROOM

Location: **Room 129AB**

11:30 AM – 5:30 PM

Open play

SCIENTIFIC PROGRAM

Monday, May 25, 2026

DAY 1

POSTERS > 11:30 AM – 1:30 PM

Location: **Exhibit Hall DE**

VIEW POSTERS AND MEET AUTHORS

POSTER TOUR > 11:30 AM – 12:30 PM

Location: **Exhibit Hall DE**

Poster Tour 1: **Etiology, genetics, epidemiology, and toxicants**
Host: Huw Morris (UK)

Poster Tour 2: **Neuroinflammation & Immune systems**
Host: Miquel Vila (Spain)

Poster Tour 3: **Neuroprotection, trophic factors and regenerative approaches**
Host: Ryosuke Takahashi (Japan)

Poster Tour 4: **Multidisciplinary / Interdisciplinary team & Alternative therapies**
Host: Julia Wood (USA)

Poster Tour 5: **Clinical trials: design, outcomes, recruiting etc.**
Host: Tom Foltynie (UK)

Poster Tour 6: **Neuroimaging**
Host: Thilo van Eimeren (Germany)

Poster Tour 7: **Epidemiology, genetics and risk factors**
Host: Matt Farrer (USA)

Poster Tour 8: **Palliative Care / Disabiltiy / Health Literacy**
Host: Hollie Shill (USA)

Poster Tour 9: **Public Education or Awareness Programs**
Host: Daniel Weintraub (USA)

Poster Tour 10: **Mitochondria, Oxidative Stress / Genetic and Cellular Models of PD**
Host: Sreeganga Chandra (USA)

MSL – JAMES PARKINSON'S SPECIAL LECTURE > 12:40 – 1:30 PM

WHAT WOULD JAMES PARKINSON THINK ABOUT CURRENT AND FUTURE THERAPEUTICS?

Location: **Plenary Hall BC**

Moderator: **Leonidas Stefanis (Greece)**

Speaker: Jeffrey Kordower (USA)

Learning Objectives: 1. Explain the development of cell therapy; 2. Describe the development of gene therapy; 3. List novel therapies based upon misfolded proteins.

Made possible with an unrestricted grant from PhotoPharmics

Session Levels

- Crosstalk – Minimal or no scientific background required
- Moderate-level scientific sessions
- High-level scientific sessions

Session Type

- Basic Science
- Clinical Science
- Comprehensive Care

Language

- Simultaneous AI interpretation in over eighty languages powered by Wordly for all main session rooms

SCIENTIFIC PROGRAM

Monday, May 25, 2026

DAY 1

PARALLEL SESSIONS > 1:45 – 3:15 PM

MBSC1
ORGANELLE (DYS)FUNCTION AND CROSS-TALK IN PD

Location: **Room 120A**

Moderator:
Mark Cookson (USA)
Co-moderator:
Marta Martinez-Vicente (Spain)

Talk 1: New insights into lysosomal dysfunction in Parkinson's disease
Speaker: Friederike Zunke (Germany)

Talk 2: New insights into mitochondrial dysfunction in Parkinson's disease
Speaker: Sylvie Callegari (Australia)

Talk 3: New insights into synaptic vesicle dysfunction in Parkinson's disease
Speaker: Jaqueline Burre (USA)

Learning Objectives: 1. Describe the genetic contributions to organellar dysfunction in PD; 2. Define the role of different organelles, including the endolysosomal system, mitochondria, and synapses, in the pathogenesis of PD; 3. Explain the inter-organellar communication in PD; 4. Enhance our knowledge of the molecular mechanisms underlying mutations in various genes associated with PD, particularly those encoding proteins involved in the function / dysfunction of these organelles.

MCS1
SUBTYPES OF PD AND THEIR IMPLICATIONS

Location:
Plenary Hall BC

Moderator:
Connie Marras (Canada)
Co-Moderator:
Linda Olson (USA)

Talk 1: Where are we in clinical subtypes of PD?
Speaker:
Sam Fereshtehnejad (Canada)

Talk 2: Where are we in biological subtypes of PD?
Speaker: Charalampos Tzoulis (Norway)

Talk 3: Ethics of prognostication: Where are we with personalized approach to prediction and treatment?
Speaker: Kathrin Brockmann (Germany)

Learning Objectives: 1. Define the current state of the field in clinical subtyping solutions of PD; 2. Explain the various mechanisms of pathogenesis in PD, specifically regarding to what degree they might differ across individual patient and patient subtypes; 3. Apply the prognostic value of subtypes (and predictive markers in general) to the care of individual persons living with PD.

MCC1
DIGITAL TECHNOLOGY TO CAPTURE MOTOR AND NONMOTOR SYMPTOMS DURING EVERY-DAY LIVING

Location: **Room 120D**

Moderator: **Nienke de Vries (Netherlands)**
Co-moderator: **Michele Callisaya (Australia)**

Talk 1: Digital technology to monitor motor and non-motor symptoms in the real-world over the continuum of PD
Speaker: Luc Evers (Netherlands)

Talk 2: Digital technology to capture key elements of gait in the real-world: What is the value?
Speaker: Martina Mancini (USA)

Talk 3: Technology to remotely capture key elements of speech and swallowing: What is the state of the science?
Speaker:
Georgia Malandraki (USA)

Learning Objectives: 1. Describe existing and emerging technologies for the objective monitoring of motor and non-motor symptoms of Parkinson's 2. Discuss the state of the science in using wearable sensors to monitor and improve gait in the real world; 3. Describe existing and emerging technologies for monitoring and improving speech and swallowing in the real-world.

ROUNDTABLES 1:45 – 3:15 PM

MRT1
Location: **Room 120BC**

Table 1: Biologically defining and staging Parkinson's and transition to clinic: What needs to happen?
Host: Kathleen Poston (USA)

Table 2: Alpha-synuclein biomarkers
Hosts: Ivan Martinez-Valbuena (Canada)

Table 3: Classifying and staging Parkinson's and implication for research
Host: Sirwan Darweesh (Netherlands)

Table 4: Pregnancy and Parkinson's: What you need to know
Host: Annelien Oosterbaan (Netherlands)

Table 5: Inflammaging and the immune system
Host: Ashley Harms (USA)

Table 6: What's new in PD motor symptom control – new advances and research pipeline
Host: Pravin Khemani (USA)

Table 7: What's new in gait and mobility – new advances and research pipeline
Host: Daniel Peterson (USA)

Table 8: PET and SPECT: Where are we?
Host: A. Jon Stoessl (Canada)

Table 9: Dietary and probiotic therapies targeting gut health in Parkinson's
Host: Ai Huey Tan (Malaysia)

Table 10: Myths and misconceptions of Parkinson's and cognition
Host: Jennifer Goldman (USA)

Table 11: Suppressing the immune system to treat Parkinson's: How close are we?
Host: Caroline Williams-Gray (UK)

Table 12: Medications beyond Levodopa: What you need to know
Host: Shen-Yang Lim (Malaysia)

Table 13: Patient-centric AI tools: What I have learned in the design process
Host: Shan Havins (USA)

Table 14: Cognitive changes in PD: Definitions, risk factors, predictors & prevention
Host: Alex Tröster (USA)

Table 15: Pathological triggers of PD in the gut: What we know and how it may impact treatment
Host: JoAnne Stratton (Canada)

COFFEE BREAK > 3:15 – 3:45 PM

SCIENTIFIC PROGRAM

Monday, May 25, 2026

DAY 1

PARALLEL SESSIONS > 3:45 – 5:15 PM

MBS2
RESEARCH ADVANCES IN GBA1- AND LRRK2-ASSOCIATED PD

Location: **Room 120A**

Moderator:
Ziv Gan-Or (Canada)
Co-Moderator: **Leonidas Stefanis (Greece)**

Talk 1: Novel insights into mechanisms of GBA1-associated PD
Speaker: Dimitri Krainc (USA)

Talk 2: Endolysosomal pathways and immune response involved in LRRK2-associated PD
Speaker: Hardy Rideout (Greece)

Talk 3: The interplay between GBA1 and LRRK2: A controversial link
Speaker:
Anastasia Henry (USA)

Learning Objectives: 1. Discuss new biological insights in GBA1-associated Parkinson's; 2. Explain the mechanisms involved in LRRK2-associated Parkinson's; 3. Describe gaps in our understanding of the interactions between GBA1 and LRRK2 in Parkinson's.

MCS2
ARTIFICIAL INTELLIGENCE, BIG DATA, AND DIGITAL DEVICES IN PARKINSON'S CARE

Location:
Plenary Hall B-C

Moderator:
Diane Stephenson (USA)
Co-Moderator:
Camille Carroll (UK)

Talk 1: Harnessing AI: Revolutionizing Parkinson's clinical care
Speaker: William Marks (USA)

Talk 2: From big data to personalized care
Speaker: Joaquín Vizcarra (USA)

Talk 3: Digital end points in clinical research: Are we there yet?
Speaker: Anat Mirelman (Israel)

Learning Objectives: 1. Discuss how artificial intelligence can be utilized in the diagnosis and management of Parkinson's disease; 2. Explore the role of big data in enhancing research and improving patient outcomes in Parkinson's disease; 3. Explain the latest digital devices and their applications in monitoring Parkinson's patients in the context of clinical trials.

MCC2
BUILDING HEALTHY LIFESTYLES

Location: **Room 120D**

Moderator:
Terry Ellis (USA)
Co-moderator: **Richelle Flanagan (Ireland)**

Talk 1: The Science behind Behavioral Change
Speaker: Matt Buman (USA)

Talk 2: Exercise & physical activity: How to make it stick
Speaker: Sandy Brauer (Australia)

Talk 3: Nutrition: Sustaining healthy eating habits
Speaker: Fiona Lithander (New Zealand)

Learning Objectives: 1. Explain the science behind behavior change; 2. Describe how non- motor symptoms of PD can make adopting and maintaining a healthy lifestyle challenging; 3. Describe how the different members of the interprofessional care team can help motivate healthy lifestyles and address barriers through interventions, strategies, and interprofessional communication; 4. Identify practical strategies / tools that can be used by people with PD to help start and maintain a healthy lifestyle.

ROUNDTABLES 3:45 – 5:15 PM

MRT2
Location: **Room 120BC**

Table 1: Cognition and mental health symptom control – new advances and research pipeline
Host: Kathleen Poston (USA)

Table 2: The current state of affairs when using MRI markers in clinical scenarios and trials
Host: Stéphane Lehéricy (France)

Table 3: How to bring the Black and African American community into the Parkinson's discussion
Host: Robert Bernard Coley (USA)

Table 4: Predicting cognitive decline into dementia using imaging markers: How likely is this?
Host: Maria Rodríguez Oroz (Spain)

Table 5: Young Onset Parkinson's
Host: Bart Post (Netherlands)

Table 6: Immune system and inflammation: What are we learning from the animal model that we can apply in humans?
Host: Marina Romero-Ramos (Denmark)

Table 7: How can we accelerate delivery of new therapies for Parkinson's?
Host: David Standaert (USA)

Table 8: The role of adaptive immunity in Parkinson's
Host: David Sulzer (USA)

Table 9: Can gut-mediated therapeutics dampen the neuroinflammatory response in pre-clinical animal models?
Host: Sarkis Mazmanian (USA)

Table 10: Impact of cognition speech, and swallow function and their management
Host: Nicole Rogus-Pulia (USA)

Table 11: Raising the voices of the Parkinson's Global Community through a Massive Open Online Course
Host: Michele Callisaya (Australia)

Table 12: Recent Advances of DBS
Host: Elena Moro (France)

Table 13: Modeling PD for therapeutics: Why it matters that we get it "right"
Host: Benjamin Dehay (France)

Table 14: Peripheral immunity in Parkinson's
Host: Cristoforo Comi (Italy)

Table 15: TBD
Host: TBD

SCIENTIFIC PROGRAM

Monday, May 25, 2026

DAY 1

WRAP-UP DISCUSSION: CONNECTING THE DOTS > 5:15 – 5:55 PM

HOW DO PATHOGENIC ALTERATIONS IN SNCA, LRRK2 AND GBA INFLUENCE CELLULAR ORGANELLES?

Location: **Room 120A**

Moderator: **Mark Cookson (USA)**

Panelists:
Friederike Zunke (Germany)
Sylvie Callegari (Australia)
Jaqueline Burre (USA)
Dimitri Krainc (USA)
Hardy Rideout (Greece)
Anastasia Henry (USA)

Learning Objectives: 1. Identify primary and secondary cellular targets of the pathogenic effects of PD; 2. Explain the crosstalk between organelles related to PD pathogenesis; 3. Describe how knowledge of cellular pathogenetic mechanisms can lead to biomarker development and therapeutic approaches.

CAN MODERN DIGITAL TECHNOLOGIES AND AI ASSIST IN DISEASE SUBTYPING?

Location: **Plenary Hall BC**

Moderator: **Connie Marras (Canada)**

Panelists:
William Marks (USA)
Joaquín Vizcarra (USA)
Anat Mirelman (Israel)
Sam Fereshtehnejad (Canada)
Charalampos Tzoulis (Norway)

Learning Objectives: 1. Discuss AI and digital tools that are currently being used in healthcare that can be applied to Parkinson's care; 2. Explain how subtyping will allow for personalized medicine that will advance treatment options for PwPs; 3. Describe the challenges of applying AI and digital technologies in clinical practice in a personalized manner.

HOW DO MODERN DIGITAL TECHNOLOGIES AND MOTIVATIONAL TECHNIQUES INTERACT TO LEAD TO A HEALTHIER LIFE STYLE?

Location: **Room 120D**

Moderator: **Terry Ellis (USA)**

Panelists:
Sandy Brauer (Australia)
Matt Buman (USA)
Fiona Lithander (New Zealand)
Luc Evers (Netherlands)
Martina Mancini (USA)
Georgia Malandraki (USA)

Learning Objectives: 1. Explain how digital technology is monitoring and tracking Parkinson's data 2. Discuss how motivational techniques can be used to help PwP and their caregivers towards a healthier lifestyle; 3. Describe how digital technology can help increase motivation for PwP.

BREAK > 5:55 – 6:05 PM

CONTROVERSY I > 6:05 – 6:45 PM

IS ALPHA SYNUCLEIN THE CENTRAL PIECE OF THE PUZZLE FOR PARKINSON'S?

Location: **Room 120D**

Emcee: Malú Gámez Tansey (USA)
For: Leonidas Stefanis (Greece)
Against: Roger Barker (UK)

Learning Objectives: 1. Explain one reason alpha synuclein is and one reason it isn't central to Parkinson's; 2. Give one reason why this is still not confirmed by research; 3. Detail why alpha synuclein is misunderstood.

Session Levels
- Crosstalk – Minimal or no scientific background required
- Moderate-level scientific sessions
- High-level scientific sessions

Session Type
- Basic Science
- Clinical Science
- Comprehensive Care

Language
- Simultaneous AI interpretation in over eighty languages powered by Wordly for all main session rooms



DAY 2

EARLY MORNING SESSION

Tuesday, May 26, 2026

PARKINSON'S CORPORATE SESSION > 7:45 – 8:45 AM

A NEW LIGHT: PIVOTAL, PHASE 3 RESULTS OF PHOTO NEUROMODULATION "LIGHT FOR PD" STUDY

Location: **Room 224**
Doors open: **7:30 AM**

Made possible with support from PhotoPharmics

WORKSHOPS > 7:30 – 8:45 AM

EXPRESSING PATIENTS' VIEWS ON FREEZING OF GAIT THROUGH ART.

Location: **Room 222C**
Doors open: **7:15 AM**

FAILING TO FALL: WHAT WE ARE MISSING IN FALLS TREATMENT AND HOW IT CAN CHANGE YOUR PRACTICE FOR THE BETTER

Location: **Room 226BC**
Doors open: **7:15 AM**

PING PONG ROOM > 7:45 – 8:45 AM

Location: **Room 124AB**

RENEWAL ROOM > 8:00 – 9:00 AM

DECONSTRUCTING DANCING WITH PARKINSON'S FOR PWP

Location: **Room 221ABC**
Wth Sarah Robichaud

See full schedule on **page 28**.

Session Levels

- Crosstalk – Minimal or no scientific background required
- Moderate-level scientific sessions
- High-level scientific sessions

Session Type

- Basic Science
- Clinical Science
- Comprehensive Care

Language

- Simultaneous AI interpretation in over eighty languages powered by Wordly for all main session rooms

SCIENTIFIC PROGRAM

Tuesday, May 26, 2026

DAY 2

HOT TOPICS > 8:00 – 8:55 AM

Location: **Plenary Hall BC**
Moderator: **Stuart Isaacson (USA)**

Talk 1: P01.07 **Impact of ultrafine particles from air pollution on Parkinson's disease: from brain biodistribution to neurotoxicity**
Speaker: Emeline Barbier (France)

Talk 2: P01.08 **Parkinson's disease genetic risk modulates microglia transcriptional states in α-synucleinopathies**
Speaker: Raphael Kubler (USA)

Talk 3: P05.03 **Clinical and neuropathological features of amygdala-predominant Lewy body disease: insights from a brain bank cohort**
Speaker: Natasja Deshayes (Netherlands)

Talk 4: P06.16 **Association between α-synuclein pathology and brain mitochondrial function in an LBD marmoset model**
Speaker: Tetsuya Hirato (Japan)

Made possible with support from Aligning Science Across Parkinson's

MORNING PLENARY > 9:00 – 11:00 AM

TP1 – CURRENT STATE OF THE DISEASE-MODIFYING THERAPY (DMT) PIPELINE FOR PARKINSON'S DISEASE

Location: **Plenary Hall BC**

Moderator: **Huw Morris (UK)**
Co-moderator: **Kevin McFarthing (UK)**

Talk 1: A biological portrait of the DMT pipeline for PD
Speaker: Simon Stott (UK)

Talk 2: Evolution of disease modifying clinical trial design and therapeutic endpoints
Speaker: Tom Foltynie (UK)

Talk 3: A 'deep dive' into trials of 'regenerative' therapy
Speaker: Claire Henchcliffe (USA)

Talk 4: Understanding of and willingness to participate in DMT trials: A patient perspective
Speaker: Annelien Oosterbaan (Netherlands)

Learning Objectives: 1. Be able to explain some targets for development of DMTs for PD; 2. Define modern trial designs and clinical outcomes measures now in use for assessing DMTs for PD; 3. Understand a specific therapeutic strategy that is currently under investigation; 4. Understand the perspective of PwP when deciding whether to participate in clinical trials of DMTs.

WPC AWARD CEREMONY > 11:00 – 11:15 AM

Location: **Plenary Hall BC**

Awardees: **Clyde Campbell (Australia)**
Claudia Martinez, MD (USA)
Moshe Grushkin (USA)

SCIENTIFIC PROGRAM

Tuesday, May 26, 2026

DAY 2

LUNCH > 11:30 AM – 1:45 PM

FAMILY & CARE PARTNER CLASSROOM

Location: **Room 222AB**

11:30 AM – 12:30 PM
MANAGING SYMPTOMS

As a Care partner, how can you help with managing motor symptoms and medication side effects?

12:45 – 1:45 PM
CHANGING FAMILY DYNAMICS

Tips for parents on how to talk to children about PD

See full schedule on **page 26**.

CORPORATE SESSIONS

Location: **Room 224** *Non-accredited*

12:30 – 1:30 PM
VYALEV® – A DIFFERENT APPROACH
Doors open: **12:15 PM**

Made possible with support from AbbVie

WPC THEATER

Location: **Exhibit Hall Stage**

11:30 AM – 12:00 PM
UNDERSTANDING RISK: WHAT ARE WE LEARNING ABOUT THE RISK TO DEVELOP PARKINSON'S DISEASE?

Moderator: Maggie Kuhl (USA)

Panelists: Alastair Noyce (UK)
Kathleen Poston (USA)
Jessi Keavney (USA)
Allen Dance (USA)

12:05 – 12:35 PM
A WORLD WITHOUT PARKISON'S: PREVENTING PARKINSON'S DISEASE

Moderator: Michael Schwarzschild (USA)

Panelists: Tanya Simuni (USA)
Samantha Cole (USA)

12:40 – 1:35 PM
BOOK AUTHOR PANEL DISCUSSION

Topic: Care Partner Perspectives

Moderator: Sara Whittingham (USA)

Panelists: Rosa Peña (USA)
George Ackerman (USA)
Kerry Rae Connolly (USA)

BOOK NOOK

Location: **Exhibit Hall DE**
AUTHOR MEET & GREETS

12:00 PM: Camila Gadala-Maria (USA)
12:30 PM: Laurie Barr (USA)
1:00 PM: David Blacker (Australia)

See full schedule on **page 16**.

ARTIST MEET & GREET

Location: **120D Foyer**
12:40 – 1:30 PM
THIS IS PARKINSON'S 10 YEARS LATER

Artist: Anders Leines (Norway)
Host: Bas Bloem (Netherlands)

SCIENTIFIC PROGRAM

Tuesday, May 26, 2026

DAY 2

LUNCH > 11:30 AM – 1:45 PM

SUPPORT GROUP LEADER LOUNGE

Location: **Room 222C**

11:30 AM – 12:30 PM
ONLINE VS IN-PERSON SUPPORT GROUPS: TRICKS & TIPS

Talk 1: Online AND In Person: A Hybrid Approach

Talk 2: How to Manage a Virtual Support Group Meeting/Bringing People Together Virtually

Made possible with support from PMD Alliance

12:45 – 1:45 PM
PDM ALLIANCE SESSION

See full schedule on **page 27**.

FILM ROOM

Location: **Room 223**

11:30 AM – 12:50 PM
COME TALK TO ME

With Deacon Warner (USA)

1:00 – 2:05 PM
EXPEDITION TO JORDAN: TOGETHER WE CAN

With Myriam Penninckx (Belgium)

See full schedule on **page 23**.

RENEWAL ROOM

Location: **Room 221ABC**

11:15 AM – 12:15 PM
GO BIG, GET LOUD: AMPLIFY YOUR PARKINSON'S POWER

With Cynthia Fox (USA)

12:30 – 1:30 PM
BRAIN / BODY GAMES

With Sarah Palmer (USA)

See full schedule on **page 28**.

LUNCH & LEARN

Location: **Room 122C**

12:00 – 1:00 PM

Table 1: Clinical Overview of Dysphagia and Associated Symptoms

Table 2: Diagnosis, Assessment, and Treatment Strategies

Table 3: Quality of Life and Nutritional Impacts, Resource Considerations, and Future Research

See full schedule on **page 25**.

MASSAGE AND REIKI

Location: **Room 232ABC**

11:30 AM – 5:30 PM

Sign up for a massage at the room

MINDFULNESS & MEDITATION ROOM

Location: **Room 231C**

8:00 AM, 12:00 PM, 3:30 PM

Guided Mindfulness

PING PONG ROOM

Location: **Room 124AB**

11:30 AM – 6:00 PM

Open play

PICKLEBALL ROOM

Location: **Room 129AB**

11:30 AM – 5:30 PM

Open play

Session Levels

- Crosstalk – Minimal or no scientific background required
- Moderate-level scientific sessions
- High-level scientific sessions

Session Type

- Basic Science
- Clinical Science
- Comprehensive Care

Language

- Simultaneous AI interpretation in over eighty languages powered by Wordly for all main session rooms

SCIENTIFIC PROGRAM

Tuesday, May 26, 2026

DAY 2

POSTERS > 11:30 AM – 1:30 PM

Location: **Exhibit Hall DE**

VIEW POSTERS AND MEET AUTHORS

POSTER TOUR > 11:30 AM – 12:30 PM

Location: **Exhibit Hall DE**

Poster Tour 11: **Clinical trials: design, outcomes, recruiting etc.**
Host: Jens Schwamborn (Luxembourg)

Poster Tour 12: **Advancing research: collaborations, fundraising, trials, campaigns**
Host: Bas Bloem (Netherlands)

Poster Tour 13: **Pathology**
Host: Patrick Lewis (UK)

Poster Tour 14: **Neuropharmacology, brain physiology, electrophysiology and circuitry**
Host: Un Kang (USA)

Poster Tour 15: **Self-management, empowerment and Multidisciplinary/Interdisciplinary teams**
Host: Benzi Kluger (USA)

Poster Tour 16: **Surgical therapy, including cell and gene therapy**
Host: Vanessa Milanese (Brazil)

Poster Tour 17: **Self-management, Caregiving, and Relationships**
Host: Lance Wilson (USA)

Poster Tour 18: **Clinical trials: design and Rating Scales**
Host: Jacqueline Burré (USA)

Poster Tour 19: **Diagnosis, Progression and Prodromal states**
Host: Mayela Rodriguez (Mexico)

Poster Tour 20: **Fluid and tissue Biomarkers**
Host: Friederike Zunke (Germany)

SPECIAL LECTURE > 12:15 – 1:30 PM

LIVING WELL WITH PARKINSON'S PANEL PRESENTATION

Location: **Plenary Hall BC**

Host: Mark Cookson (USA)

Panelists: Carole James (Canada)
André Tal (Brazil)
Ufuoma Emore (Nigeria)
Denise Coley (USA)
Laura Olmos (Mexico)

Learning Objectives: 1. Explain how people with Parkinson's navigate living with Parkinson's in different cultural settings; 2. Describe tools people use to live positively with Parkinson's; 3. Detail how cultural norms can impact Parkinson's experiences from country to country.

Session Levels

- Crosstalk – Minimal or no scientific background required
- Moderate-level scientific sessions
- High-level scientific sessions

Session Type

- Basic Science
- Clinical Science
- Comprehensive Care

Language

- Simultaneous AI interpretation in over eighty languages powered by Wordly for all main session rooms

SCIENTIFIC PROGRAM

Tuesday, May 26, 2026

DAY 2

PARALLEL SESSIONS > 1:45 – 3:15 PM

TCC1
COGNITION: WHAT'S THE THINKING IN PD?

Location: **Plenary Hall BC**

Moderator:
Erin Foster (USA)
Co-moderator:
Corinne Jones (USA)

Talk 1: Common cognitive changes in PD: Definitions, risk factors, predictors & prevention
Speaker: Alex Tröster (USA)

Talk 2: Impact of cognition on gait, speech, and swallow function and their management
Speaker:
Nicole Rogus-Pulia (USA)

Talk 3: Coping with cognitive symptoms in PD: Strategies for patients and caregivers to manage cognitive symptoms
Speaker: Angela Roberts (Canada)

Learning Objectives: 1. Explain the various cognitive changes or symptoms related to Parkinson's disease; 2. Describe what the rehabilitation team can do to assess and treat cognitive impairments in Parkinson's disease; 3. Discuss treatments / strategies to mitigate the impact of cognitive impairments during everyday living.

TCS1
THERAPIES FOR ADVANCED DISEASE

Location:
Room 120D

Moderator:
Thomas Wichmann (USA)
Co-moderator: **Shen-Yang Lim (Malaysia)**

Talk 1: Infusion therapies
Speaker: Joaquim Ferreira (Portugal)

Talk 2: Recent Advances of DBS
Speaker: Elena Moro (France)

Talk 3: Focused Ultrasound: Current and future applications
Speaker:
Michele Matarazzo (Spain)

Learning Objectives: 1. List two new possible applications of infusion therapies that would impact people with Parkinson's; 2. Explain one way that DBS adjustments may be able to personalize the treatment for patients based on their most troubling symptoms; 3. Describe how a shift in new targets in focused ultrasound therapy may help someone with Parkinson's better manage their symptoms.

TBS1
CO-PATHOLOGIES IN PD

Location: **Room 120A**

Moderator:
Laura Parkkinen (UK)
Co-moderator:
Charles Adler (USA)

Talk 1: Neuropathological evidence of co-pathologies in PD
Speaker:
Wilma van de Berg (Netherlands)

Talk 2: Mechanisms and models of co-pathologies: A guide to treatment?
Speaker: Virginia Lee (USA)

Talk 3: Enhancing protein degradation pathways as means to counteract multiple co-occurring proteinopathies
Speaker:
David Rubinsztein (UK)

Learning Objectives: 1. Explain the range of neuro- pathological findings in Parkinson's and other synucleinopathies, with an emphasis on co-occurring synuclein-opathies; 2. Describe the mechanisms that could account for such co-pathologies; 3. List possible therapeutic interventions that could target co-pathologies in PD and other neuro-degenerative disorders.

ROUNDTABLES 1:45 – 3:15 PM

TRT1

Location: **Room 120BC**

Table 1: GBA1 and LRRK2: What's the link?
Host: Anastasia Henry (USA)

Table 2: Protein degradation mechanisms in Parkinson's disease
Host: Marta Martinez-Vicente (Spain)

Table 3: Immune response and other mechanisms involved in LRRK2-associated PD: What do we know?
Host: Hardy Rideout (Greece)

Table 4: Novel insights into mechanisms of GBA1-associated PD
Host: Dimitri Krainc (USA)

Table 5: Peer-Mentor support: What we are learning
Host: Jori Fleisher (USA)

Table 6: The science behind behavioral change
Host: Matt Buman (USA)

Table 7: Compassion and Parkinson's: How to make this a mindful practice
Co-Hosts: Elena Berti (Italy) and Rune Vethe (Norway)

Table 8: Rationale and current status of fecal microbiome transplants
Host: Arnout Bruggeman (Belgium)

Table 9: Impact of Isolation and loneliness on Parkinson's
Host: Indu Subramanian (USA)

Table 10: Coping with cognitive symptoms in PD: Daily life struggles for PwPs and caregivers: How can PT and SLP help in management?
Co-hosts: Alice Nieuwboer (Belgium) and Angela Roberts (Canada)

Table 11: Stem Cells: What we know, where we are headed, and when it's tourism
Host: Roger Barker (UK)

Table 12: The role of aging and sex specific effects in PD
Host: Henne Holstege (Netherlands)

Table 13: Gastrointestinal care with interprofessional team: How to make it work
Host: Tobias Warnecke (Germany)

Table 14: Harnessing AI: Revolutionizing Parkinson's clinical care
Host: William Marks (USA)

Table 15: Current state of biomarkers: The limits and the potential
Host: Thilo van Eimeran (Germany)

COFFEE BREAK > 3:15 – 3:45 PM

SCIENTIFIC PROGRAM

Tuesday, May 26, 2026

DAY 2

PARALLEL SESSIONS > 3:45 – 5:15 PM

TBS2
EMERGING ROLES OF ASTROCYTES IN PARKINSON'S DISEASE: FROM MECHANISMS TO THERAPIES

Location: **Room 120A**

Moderator:
Hilal Lashuel (Qatar)
Co-moderator:
Veerle Baekelandt (Belgium)

Talk 1: Neuropathological findings implicating astroglia in PD pathogenesis
Speaker: Glenda Halliday (Australia)

Talk 2: Molecular interaction between astroglia, microglia and neurons
Speaker: Evangelia Emmanouilidou (Greece)

Talk 3: What do reactive astrocytes (really) do?
Speaker: Shane Liddelow (USA)

Learning Objectives: 1. Describe how neuropathological studies indicate that astroglia are involved in PD pathogenesis; 2. Explain the process through which astroglia may modulate neuronal function in the context of PD; 3. List possible therapeutic strategies in PD based on astroglia.

TCS2
THE SCIENCE OF BOOSTING PHYSICAL AND COGNITIVE HEALTH IN PARKINSON'S

Location:
Plenary Hall BC

Moderator:
Alice Nieuwboer (Belgium)
Co-Moderator: **Kat Hill (USA)**

Talk 1: The concept of resilience, cognitive and motor reserve
Speaker: Merle Hoenig (Germany)

Talk 2: Motor Training in PD
Speaker: Carolina Souza (Brazil)

Talk 3: Cognitive Training in PD
Speaker: Jennifer Goldman (USA)

Learning Objectives: 1. Be able to explain the general idea behind resilience and the related concepts of cognitive and motor reserve; 2. List two or more outcomes of clinical trials involving motor training in PD. Describe the evidence level of motor training in PD; 3. Describe potential cerebral mechanisms of cognitive reserve and the evidence on cognitive training; 4. Describe how a more active lifestyle may transform life with PD.

TCC2
DEVICE-ASSISTED THERAPIES: OPTIMIZING OUTCOMES FOR SUCCESSFUL INTEGRATION INTO EVERYDAY LIFE

Location: **Room 120D**

Moderator: **Victor McConvey (Australia)**
Co-moderator:
Carina Hellqvist (Sweden)

Talk 1: Clinical Indications for infusion and surgical therapies
Speaker: Camille Carroll (UK)

Talk 2: Tips for successful initiation and effective symptom management
Speaker: Cheryl Kyinn (USA)

Panel 3: Impact of device-assisted on daily life of people living with Parkinson's and care partners
Co-Panelists:
Mark McAuley (Australia) and TBC

Learning Objectives: 1. Describe the indications for a continuous treatment and impact on symptoms; 2. Explain the range of device-assisted therapies and regional variations in access; 3. Identify tips and tricks to successfully initiate and maintain device-assisted therapies.

ROUNDTABLES 3:45 – 5:15 PM

TRT2
Location: **Room 120BC**

Table 1: The disease modifying therapy pipeline
Host: Simon Stott (UK)

Table 2: Where is 'regenerative' therapy taking us and when will we get there?
Host: Claire Henchcliffe (USA)

Table 3: Evolution of clinical trial design and therapeutic endpoints
Host: Tom Foltynie (UK)

Table 4: Parkinson's disease from an evolutionary perspective
Host: Matthew Farrer (USA)

Table 5: How to make your exercise plan stick
Host: Sandy Brauer (Australia)

Table 6: Psychosis and PD
Host: Daniel Weintraub (USA)

Table 7: How exercise alters the substantia nigra and how long the neuroprotection lasts
Host: Richard Smeyne (USA)

Table 8: The role of cellular senescence in PD
Host: Laura Niederhofer (USA)

Table 9: Where are we in clinical and biological subtypes of PD & where do we go from here?
Co-Hosts: Charalampos Tzoulis (Norway) and Sam Fereshtehnejad (Canada)

Table 10: Therapies targeting the immune system
Host: Julia Greenland (UK)

Table 11: Why and how do we model prodromal symptoms in PD?
Host: Hideki Mochizuki (Japan)

Table 12: What are we learning from imagin brain inflammation in PD?
Host: Nicola Pavese (UK)

Table 13: Can Retinal and Oral Biomarkers Transform How We Detect Parkinson's Disease Early?
Host: Victoria de los Angeles Soto Linan (Canada)

Table 14: The Gut-Brain axis in PD
Host: Filip Scheperjans (Finland)

Table 15: Swallowing and cough: Protecting the airway in PD
Host: Michelle Troche (USA)

SCIENTIFIC PROGRAM

Tuesday, May 26, 2026

DAY 2

WRAP-UP DISCUSSION: CONNECTING THE DOTS > 5:15 – 5:55 PM

WuT1
COMMON MECHANISMS AND INTERACTIONS IN NEURODEGENERATIVE DISEASES, INCLUDING GLIAL CONTRIBUTIONS

Location: **Room 120A**

Moderator: **Hilal Lashuel (Qatar)**

Panelists:
Shane Liddelow (USA)
Evangelia Emmanouilidou (Greece)
Glenda Halliday (Australia)
David Rubinsztein (UK)
Virginia Lee (USA)
Wilma van de Berg (Netherlands)

Learning Objectives: 1. Describe possible therapeutic strategies in PD based on astroglia; 2. Explain two possible therapeutic interventions that could target co-pathologies in PD; 3. Describe the mechanisms that could account for co-pathologies.

WuT2
COGNITIVE DYSFUNCTION AND ENHANCEMENT IN PD: TWO SIDES OF THE COIN

Location: **Plenary Hall BC**

Moderator:
Alice Nieuwboer (Netherlands)

Panelists:
Jennifer Goldman (USA)
Nicole Rogus-Pulia (USA)
Alex Tröster (USA)
Carolina Souza (Brazil)
Merle Hoenig (Germany)
Angela Roberts (Canada)

Learning Objectives: 1. Describe the role of the medical and rehabilitation team in assessing and managing cognitive impairments in Parkinson's; 2. Discuss options to mitigate the impact of cognitive impairments during rehabilitation and everyday living; 3. Explain how motor and cognitive training may enhance participation in rehabilitation and improve quality of life.

WuT3
DEVICE-ASSISTED THERAPIES: HOW CAN WE ALL MAKE A DIFFERENCE?

Location: **Room 120D**

Moderator: **Thomas Wichmann (USA)**

Panelists:
Elena Moro (France)
Joaquim Ferreira (Portugal)
Michele Matarazzo (Spain)
Camille Carroll (UK)
Mark McAuley (Australia)
Cheryl Kyinn (USA)

Learning Objectives: 1. Describe device assisted therapies Parkinson's and outline how a patient can determine best options to address their needs; 2. Explain how an interdisciplinary team can best support people receiving a Device assisted therapy; 3. Discuss best practice support s for PwP receiving a device assisted therapy.

BREAK > 5:55 – 6:05 PM

CONTROVERSY II > 6:05 – 6:45 PM

BIOMARKERS: ARE THEY READY FOR CLINICAL PRACTICE?

Location: **Room 120D**

Emcee: David Standaert (USA)
For: Andrew Siderowf (USA)
Against: Un Kang (USA)

Learning Objectives: 1. Explain one pro and one con for biomarkers moving to the clinic; 2. Discuss the biggest barrier for moving biomarkers to the clinic; 3. Describe which biomarker might be ready for clinic use first.

Session Levels
- Crosstalk – Minimal or no scientific background required
- Moderate-level scientific sessions
- High-level scientific sessions

Session Type
- Basic Science
- Clinical Science
- Comprehensive Care

Language
- Simultaneous AI interpretation in over eighty languages powered by Wordly for all main session rooms



DAY 3

EARLY MORNING SESSION

Wednesday, May 27, 2026

PARKINSON'S POLICY SESSION > 7:45 – 8:45 AM

PSYCHOSIS AND PARKINSON'S

Location: **Room 224**
Doors open: **7:30 AM**

Speakers: Daniel Weintraub (USA)
Mayela Rodigue Violante (Mexico)
Family members

PING PONG ROOM > 7:45 – 8:45 AM

Location: **Room 124AB**

RENEWAL ROOM > 8:00 – 9:00 AM

MAKE FUNCTION EXERCISE

Location: **Room 221ABC**
With Jennifer Bazan-Wigle

See full schedule on **page 28**.

SCIENTIFIC PROGRAM

Session Levels

- Crosstalk – Minimal or no scientific background required
- Moderate-level scientific sessions
- High-level scientific sessions

Session Type

- Basic Science
- Clinical Science
- Comprehensive Care

Language

- Simultaneous AI interpretation in over eighty languages powered by Wordly for all main session rooms

SCIENTIFIC PROGRAM

Wednesday, May 27, 2026

DAY 3

HOT TOPICS > 8:00 – 8:55 AM

Location: **Plenary Hall BC**
Moderator: **Jeffrey Kordower (USA)**

Talk 1: P34.06 **Lysosomal pathway expression profile of Parkinson's disease patients is associated with disease severity**
Speaker: Janna van Wetering (Netherlands)

Talk 2: P40.09 **Associating resting-state functional connectivity and improvements in reactive stepping in Parkinson's disease**
Speaker: Emily Tobin (USA)

Talk 3: P46.11 **Explaining early gene therapy research of AB-1005 (GDNF gene therapy) for Parkinson's disease (PD): patients'/caregivers' perspective**
Speaker: Esther Labib-Kiyarash (USA)

Talk 4: LBP36.04 **Robot-assisted transplantation of hypoimmune iPSC derived dopaminergic progenitor cells for idiopathic Parkinson's disease**
Speaker: Jiong Shi (China)

Made possible with support from Aligning Science Across Parkinson's

MORNING PLENARY > 9:00 – 11:00 AM

WP1 – PLENARY

Location: **Plenary Hall BC**

Session dedicated to Michael Zigmond

Exercise and PD

Moderator: **Terry Ellis (USA)**
Co-moderator: **Michele Callisaya (Australia)**

Talk 1: Neurobiology of exercise in Parkinson disease
Speaker: Richard Smeyne (USA)

Talk 2: Is Exercise Neuroprotective in PD? Evidence from clinical trials
Speaker: Daniel Corcos (USA)

Talk 3: Exercise-Related structural and functional brain changes and associated functional outcomes in Parkinson's disease
Speaker: Erika Franzen (Sweden)

Talk 4: My journey to a healthy lifestyle: How you can do it too!
Speaker: Jimmy Choi (USA)

Learning Objectives: 1. Describe the neurobiological effects of exercise in Parkinson's disease; 2. Synthesize the evidence related to the neuroprotective effects of exercise in Parkinson disease; 3. Explain the benefits of exercise in improving functional outcomes; 4. Describe the current evidence-based exercise recommendations for persons with Parkinson's.

WPC AWARD CEREMONY > 11:00 – 11:15 AM

Location: **Plenary Hall BC**

Awardees: **Robert Bernard Coley & Denise Coley (USA)**
Jane Alty, MD & Michele Callisaya, PhD, PT (Australia)

SCIENTIFIC PROGRAM

Wednesday, May 27, 2026

DAY 3

LUNCH > 11:30 AM – 1:45 PM

FAMILY & CARE PARTNER CLASSROOM

Location: **Room 222AB**

11:30 AM – 12:30 PM
MANAGING SYMPTOMS

As a Care Partner, how can you help with managing cognitive decline?

12:45 – 1:45 PM
CHANGING FAMILY DYNAMICS

Tips from children growing up with a parent with PD

See full schedule on **page 26**.

CORPORATE SESSIONS

Location: **Room 224** *Non-accredited*

11:30 AM – 12:30 PM
WHY PARKINSON'S SYMPTOMS RETURN: HOW THE GUT IS INVOLVED AND REAL-LIFE EXPERIENCES

Doors open: **11:15 AM**

Made possible with support from Merz Therapeutics

WPC THEATER

Location: **Exhibit Hall Stage**

11:30 AM – 12:00 PM
PARKINSON'S AND WOMEN

Moderator: Diane Stephenson (USA)

Panelists: Kat Hill (USA)
Soania Mathur (Canada)
Kristi La Monica (USA)
Roberta Marongiu (USA)
Malú Tansey (USA)
Caroline Williams-Gray (UK)

12:45 – 1:30 PM
THE DAY PARKINSON'S HAD ME IN STITCHES

A comedy talk by Paul Mayhew-Archer (UK)

BOOK NOOK

Location: **Exhibit Hall DE**

AUTHOR MEET & GREETS

12:00 PM: Steve Yellen (USA)
12:30 PM: Kat Hill (USA) & Nancy Peate (USA)
1:00 PM: Pedro González (Chile)

See full schedule on **page 16**.

SCIENTIFIC PROGRAM

Session Levels

- Crosstalk – Minimal or no scientific background required
- Moderate-level scientific sessions
- High-level scientific sessions

Session Type

- Basic Science
- Clinical Science
- Comprehensive Care

Language

- Simultaneous AI interpretation in over eighty languages powered by Wordly for all main session rooms

SCIENTIFIC PROGRAM

Wednesday, May 27, 2026

DAY 3

LUNCH > 11:30 AM – 1:45 PM

SUPPORT GROUP LEADER LOUNGE

Location: **Room 222C**

11:30 AM – 12:30 PM
COMMUNICATION, ACCESSIBILITY & ACCOMMODATIONS GROUP SETTING

12:45 – 1:45 PM
DEALING WITH DIFFICULT SITUATIONS IN SUPPORT GROUPS: TIPS & TRICKS TO HELP NAVIGATE

See full schedule on **page 27**.

FILM ROOM

Location: **Room 223**

11:30 AM – 12:45 PM
PILGRIMAGE TO ENLIGHTENMENT - A JOURNEY TO BECOMING AN ADVOCATE
With Luke Chadwick-Jones (UK)

—

12:55 – 2:30 PM
BOYS OF SUMMER: THIRD BASE
With Robert Cochrane (USA)

See full schedule on **page 23**.

RENEWAL ROOM

Location: **Room 221ABC**

11:15 AM – 12:15 PM
POWER FOR PARKINSON'S MOVE & SHOUT®
With Lauren Lewis (USA)

—

12:30 – 1:30 PM
WE ARE REBEL FIGHTERS AND WE ARE KICKIN IT!
With Kimberly Berg (USA)

See full schedule on **page 28**.

LUNCH & LEARN

Location: **Room 122C**

12:00 – 1:00 PM

Table 1: Clinical Overview of Dysphagia and Associated Symptoms

Table 2: Diagnosis, Assessment, and Treatment Strategies

Table 3: Quality of Life and Nutritional Impacts, Resource Considerations, and Future Research

See full schedule on **page 25**.

MASSAGE AND REIKI

Location: **Room 232ABC**

11:30 AM – 5:00 PM

Sign up for a massage at the room

MINDFULNESS & MEDITATION ROOM

Location: **Room 231C**

8:00 AM, 12:00 PM, 3:30 PM

Guided Mindfulness

PING PONG ROOM

Location: **Room 124AB**

11:30 AM – 6:00 PM

Open play

PICKLEBALL ROOM

Location: **Room 129AB**

11:30 AM – 5:30 PM

Open play

SCIENTIFIC PROGRAM

Wednesday, May 27, 2026

DAY 3

POSTERS > 11:30 AM – 1:30 PM

Location: **Exhibit Hall DE**

VIEW POSTERS AND MEET AUTHORS

POSTER TOUR > 11:30 AM – 12:30 PM

Location: **Exhibit Hall DE**

Poster Tour 21: **Prevention, neuroprotection and neuroplasticity**
Host: Richard Smeyne (USA)

Poster Tour 22: **Genetic and cellular models of PD and Protein misfolding and aggregation**
Host: Dave Sulzer (USA)

Poster Tour 23: **Animal models of Parkinson's and Parkinsonism**
Host: Mark Cookson (USA)

Poster Tour 24: **Etiology, genetics, epidemiology, and toxicants**
Host: Ziv Gan Or (Canada)

Poster Tour 25: **Rehabilitation sciences (PT, OT, SLP)**
Host: Corrine Jones (USA)

Poster Tour 26: **Health accessibility / Underserved populations**
Host: Soania Mathur (Canada)

Poster Tour 27: **Sleed, Sexual Intimatc, and Symptoms of non-motor manifestations**
Host: Ron Postuma (Canada)

Poster Tour 28: **Digital health, E-health and technology**
Host: John Dean (USA)

Poster Tour 29: **Digital health, E-health and technology**
Host: David Standaert (USA)

Poster Tour 30: **Cognition, Mood and Pharmacological therapy**
Host: Tanya Simuni (USA)

SPECIAL LECTURE > 12:30 – 1:30 PM

LOOKING TO THE FUTURE: THE CRUCIAL ROLE OF POST-MORTEM STUDIES IN ADVANCING PARKINSON'S DISEASE RESEARCH

Location: **Plenary Hall BC**

Moderator: **Laura Parkkinen (UK)**
Co-moderator: **Wilma van de Berg (Netherlands)**

Talk 1: Looking to the future: The crucial role of post-mortem studies in advancing Parkinson's disease research
Speaker: Thomas Beach (USA)

Talk 2: The process of Brain and Body Donation
Speaker: Geidy Serrano (USA)

Panel Discussion: A personal take on Brain and Body Donation

Panelists: Thomas Beach (USA)
Geidy Serrano (USA)
George Eckenrode (USA)

Learning Objectives: 1. Explain the process of donating brain and/or body for Parkinson's research; 2. Describe progress in Parkinson's research that was made due to post-mortem; 3. List two things patients and families may want to consider before making a brain/body donation.

Session Levels

- Crosstalk – Minimal or no scientific background required
- Moderate-level scientific sessions
- High-level scientific sessions

Session Type

- Basic Science
- Clinical Science
- Comprehensive Care

Language

- Simultaneous AI interpretation in over eighty languages powered by Wordly for all main session rooms

SCIENTIFIC PROGRAM

Wednesday, May 27, 2026

DAY 3

PARALLEL SESSIONS > 1:45 – 3:15 PM

WBS1
BIOLOGY OF AGING IN PD AND PD MODELS

Location: **Room 120A**

Moderator: **Ashley Harms (USA)**
Co-moderator:
Miquel Vila (Spain)

Talk 1: What can we learn from cognitively healthy centenarians to escape dementia?
Speaker: Henne Holstege (Netherlands & Belgium)

Talk 2: Modeling the role of aging in PD pathogenesis.
Speaker: Julie Andersen (USA)

Talk 3: The role of cellular senescence in PD
Speaker:
Laura Niedernhofer (USA)

Learning Objectives: 1. Discuss how cognitively healthy centenarians may be protected from dementia; 2. Describe the role of age and how it can be modeled in PD; 3. Define senescence and discuss its role in PD pathogenesis.

WCS1
THE GUT-BRAIN AXIS IN PD

Location:
Plenary Hall BC

Moderator:
Filip Scheperjans (Finland)
Co-moderator:
Malú Tansey (USA)

Talk 1: Gastrointestinal dysfunction in PD: Pathophysiology, clinical spectrum and relevance to disease progression
Speaker: Tobias Warnecke (Germany)

Talk 2: Rationale and current status of Fecal microbiome transplants
Speaker: Arnout Bruggeman (Belgium)

Talk 3: Scientific evidence for dietary and probiotic therapies targeting gut health in Parkinson's
Speaker: Ai Huey Tan (Malaysia)

Learning Objectives: 1. Explain the range and variability of gastrointestinal symptoms in PD and how they are linked to disease pathogenesis and progression; 2. Discuss the rationale and current evidence regarding microbiota targeting interventions such as fecal microbiota transplantation and probiotics for PD; 3. Explain the potential role of diet in relation to gut health and PD progression and therapy.

WCC1
SOCIAL, EMOTIONAL, MENTAL HEALTH & WELLNESS IN PD

Location: **Room 120D**

Moderator: **Mayela Rodriguez Violante (Mexico)**
Co-moderator:
Elena Berti (Italy)

Panel Discussion:
- **Staying Connected**
- **Getting Engaged**
- **Mindfulness & well-being**

Panelists:
Denise Coley (USA)
Robert Bernard Coley (USA)
Becca Miller (USA)
Myriam Penninckx (Belgium)
Indu Subramanian (USA)

Learning Objectives: 1. Explain data on the impact of isolation and importance of social connections for PwPs and CPs; 2. Share ideas and discuss the process to help oneself and one's partner to get engaged and how to stay engaged for well-being; 3. Describe two tools that can be used to support a planned mindfulness practice and how mindfulness can impact well-being.

ROUNDTABLES 1:45 – 3:15 PM

WRT1
Location: **Room 120BC**

Table 1: The implication of astroglia in PD pathogenesis
Host: Glenda Halliday (Australia)

Table 2: Emerging technologies for monitoring and improving speech and swallowing in the real-world
Hosts: Georgia Malandraki (USA)

Table 3: Technologies for capturing elements of gait in the real-world: Why do it and how to use it?
Host: Anat Mirelman (Israel)

Table 4: Senescent cells and DNA damage: Roots of neuroinflammation in Parkinson's?
Host: Julia Obergasteiger (Canada)

Table 5: The concept of resilience, cognitive and motor reserve: What does this mean for people with PD?
Host: Merle Hoenig (Germany)

Table 6: Biomarkers and PD: What's next?
Host: Andrew Siderowf (USA)

Table 7: Cell transplantation therapy for PD
Host: Ryosuke Takahashi (Japan)

Table 8: Focused Ultrasound: Current and future applications
Host: Michele Matarazzo (Spain)

Table 9: Advances in DBS
Host: Vanessa Milanese (Brazil)

Table 10: Functional outcomes and changes in the brain following exercise in PD
Host: Erika Franzen (Sweden)

Table 11: Can protein degradation pathways counteract multiple co-occurring proteinopathies?
Host: David Rubinsztein (UK)

Table 12: Can we do motor training in PD
Host: Carolina Souza (Brazil)

Table 13: Optimal Functioning after a PD diagnosis: Why you need an OT on your team
Host: Erin Foster (USA)

Table 14: New therapies in the pipeline
Host: Stuart Isaacson (USA)

Table 15: Digital technology to monitor PD symptoms and why it matters
Host: Luc Evers (Netherlands)

COFFEE BREAK > 3:15 – 3:45 PM

SCIENTIFIC PROGRAM

Wednesday, May 27, 2026

DAY 3

PARALLEL SESSIONS > 3:45 – 5:15 PM

WBS2 MODELING PD FOR EXPERIMENTAL THERAPEUTICS

Location: **Room 120A**

Moderator: **Stella Papa (USA)**
Co-Moderator: **Benjamin Dehay (France)**

Talk 1: The state of the art for human organoids as models to assess disease-modifying therapies.
Speaker: Jens Schwamborn (Luxembourg)

Talk 2: Modeling multiple PD features including prodromal symptoms, a critical advance for experimental therapeutics in PD
Speaker: Hideki Mochizuki (Japan)

Talk 3: Modeling specific brain circuit dysfunction or pathology taking advantage of the development of new gene transfer tools
Speaker:
Fredric Manfredsson (USA)

Learning Objectives: 1. Explain about progress in modeling PD with in-vitro platforms and in-vivo strategies and assess their advantages, limitations, and potential for future development; 2. Describe the complexity of modeling multiple features of the disease from pathophysiology to neuropathology, from motor to non-motor symptoms, and through different disease stages; 3. To understand the application of different models according to the features targeted by the therapeutic modality in the study.

WCS2 IMMUNITY AND INFLAMMATION IN PD

Location:
Plenary Hall BC

Moderator:
Caroline Williams-Gray (UK)
Co-moderator:
David Sulzer (USA)

Talk 1: Peripheral immunity in Parkinson's
Speaker: Cristoforo Comi (Italy)

Talk 2: Advances in imaging brain inflammation in Parkinson's
Speaker: Nicola Pavese (UK)

Talk 3: Therapies targeting the immune system
Speaker: Julia Greenland (UK)

Learning Objectives: 1. Describe the changes in the immune system that can be detected in the blood and other organs in PD; 2. Discuss the evidence for brain inflammation in PD; 3. Describe potential approaches for immune-modulating therapies in PD.

WCC2 ALTERNATIVE TREATMENTS FOR PARKINSON'S IDENTIFYING HOPE AMONGST THE HYPE

Location: **Room 120D**

Moderator:
Rajesh Pahwa (USA)
Co-Moderator:
Chirine Katrib (France)

Talk 1: Beyond prescribed medicine: Why do PwPs seek out more than what is offered?
Speaker:
Esther Labib-Kiyarash (USA)

Talk 2: Stem Cell Treatments – Science & Misconceptions
Speaker: Roger Barker (UK)

Talk 3: Cannabis and medicinal Marijuana: Science & Misconceptions
Speaker: Benzi Kluger (USA)

Talk 4: Diet and Nutritional Supplements: Science & Misconceptions
Speaker: Fiona Lithander (New Zealand)

Learning Objectives: 1. Explain current evidence for use of cannabis, stem cells and nutritional supplements in the management of Parkinson's; 2. Develop skills in identifying when claims may be misleading or lacking efficacy; 3. Understand the importance of building trusting therapeutic relationships and the value of sharing information about all treatments you are using .

ROUNDTABLES 3:45 – 5:15 PM

WRT2

Location: **Room 120BC**

Table 1: Interaction between astroglia, microglia and neurons
Co-hosts: Evangelia Emmanouilidou (Greece) and Shane Liddelow (USA)

Table 2: Tau pathology and Parkinson's
Host: Jeffrey Kordower (USA)

Table 3: Parkinson's Pathology: A full body approach
Host: Charles Adler (USA)

Table 4: Holistic interventions to improve performance in daily life activities
Host: Sarah Davies (Australia)

Table 5: Genetic testing in Parkinson's: How and why you should have a genetic counselor help you navigate this big step
Host: Priscila Delgado Hodges (USA)

Table 6: Can we prove exercise is neuroprotective in PD? And what has to happen to make it neuroprotective?
Host: Daniel Corcos (USA)

Table 7: Speech and Swallowing in Parkinson's: How to maintain these muscles
Host: Corinne Jones (USA)

Table 8: Big data and Parkinson's: What's the goal and how do we get there?
Host: Joaquin Vizcarra (USA)

Table 9: Experimental pharmacology: What's in the pipeline?
Host: Tanya Simuni (USA)

Table 10: Emergency or rescue therapies: How they work and what's in the pipeline
Host: Dan Kremens (USA)

Table 11: Pathogenic conformations of synuclein
Host: Hilal Lashuel (Qatar)

Table 12: REM Behavior Disorder and Parkinson's
Host: Ron Postuma (Canada)

Table 13: Women & Parkinson's
Co-Hosts: Roberta Marongiu (USA) and Richelle Flanagan (Ireland)

Table 14: What's new in gait and mobility – new advances and research pipeline
Host: Martina Mancini (USA)

SCIENTIFIC PROGRAM

Wednesday, May 27, 2026

DAY 3

WRAP-UP DISCUSSION: CONNECTING THE DOTS > 5:15 – 5:55 PM

WHAT IS THE MOST APPROPRIATE PD MODEL, TAKING AGING AND OTHER FACTORS INTO ACCOUNT?

Location: **Room 120A**

Moderator: **Stella Papa (USA)**

Panelists:
Fredric Manfredsson (USA)
Hideki Mochizuki (Japan)
Jens Schwamborn (Luxembourg)
Laura Niedernhofer (USA)
Julie Andersen (USA)
Henne Holstege (Netherlands)

Learning Objectives: 1. Explain how PD modeling is necessary to advance our understanding of Parkinson's; 2. Explain how modeling age and senescence influence understanding of PD biology; 3. Discuss varying models and how to determine the model used for advancing knowledge.

WHAT IS THE INTERACTION BETWEEN THE GUT AND INFLAMMATION IN PD?

Location: **Plenary Hall BC**

Moderator:
Caroline Williams-Gray (UK)

Panelists:
Julia Greenland (UK)
Nicola Pavese (UK)
Cristoforo Comi (Italy)
Ai Huey Tan (Malaysia)
Arnout Bruggeman (Belgium)
Tobias Warnecke (Germany)

Learning Objectives: 1. Discuss how gut health and inflammation are linked; 2. Discuss how gastrointestinal dysfunction impacts the immune system; 3. Explain how knowledge about the interaction between the gut and the immune system may lead to new therapeutic avenues.

HOW CAN PATIENT AND CAREGIVER PARTICIPATION IN DISEASE MANAGEMENT CONTRIBUTE TO A BETTER QUALITY OF LIFE?

Location: **Room 120D**

Moderator: **Rajesh Pahwa (USA)**

Panelists:
Fiona Lithander (New Zealand)
Benzi Kluger (USA)
Roger Barker (UK)
Becca Miller (USA)
Robert Bernard Coley (USA)
Indu Subramanian (USA)

Learning Objectives: 1. Explain how social engagement and strong communication with partners and healthcare teams can help create a more solid path to maintaining wellness; 2. Describe techniques for HCPs, PwPs and CPs to improve their communications skills with each other to ensure open communication when discussing health decisions; 3. Explain how to approach alternative health options with thoughtful deliberation and how to ensure the information is accurate and trusted.

CLOSING REMARKS & RECEPTION > 6:15 – 7:00 PM

Session Levels
- Crosstalk – Minimal or no scientific background required
- Moderate-level scientific sessions
- High-level scientific sessions

Session Type
- Basic Science
- Clinical Science
- Comprehensive Care

Language
- Simultaneous AI interpretation in over eighty languages powered by Wordly for all main session rooms

POSTERS – Session 1

Monday, May 25, 2026

DAY 1

11:30 AM – 1:30 PM | Exhibit Hall DE

Presenters of featured posters listed below will be present over lunch to discuss their work.

Basic Sciences: Etiology, genetics, epidemiology, and toxicants

P01.01 **Investigating the impact of the G2385R LRRK2 variant**
Patrick Lewis

P01.02 **Proteome correlates of alpha-synuclein protein level and glucocerebrosidase activity in GBA1-related and idiopathic Parkinson's disease human brain**
Martino Luca Morella, Remco V Klaassen, Tiara SZ Koolman, Augustus B Smit, Wilma van de Berg

P01.03 **Meta-analysis of "unknown" GBA1 variants: Implications for Parkinson's disease risk and clinical trial design**
Sitki Cem Parlar, Yoomin Lee, Ziv Gan-Or

P01.04 **Genetic characterization of Parkinson's disease in a Chilean cohort**
Paula Saffie-Awad

P01.07 **Impact of ultrafine particles from air pollution on Parkinson's disease: from brain biodistribution to neurotoxicity**
Emeline Barbier, Jessica Carpentier, Pierre Gosset, Laurent Y Alleman, Esperanza Perdrix, Kelly Timmerman, Anne-Sophie Rolland, David Devos, Guillaume Garçon

P01.08 **Parkinson's disease genetic risk modulates microglia transcriptional states in α-synucleinopathies**
Raphael Kubler, Daniele Mattei, Kosei Hirata, Oriol Narcis, Mikaela Rosen, Felix Crary, Beomjin Jang, Kailash BP, John Crary, Lot de Witte, Joel Blanchard, Towfique Raj

Basic Sciences: Animal models of Parkinson's and Parkinsonism

P06.01 **Progressive genetically controlled dopaminergic neurons apoptosis in substantia nigra: Relevance for Parkinson disease?**
Gawain Grellier, Amaury François, Emmanuel Bourinet

P06.03 **Establishing a novel "mixed-pathology multi-system" model for Dementia with Lewy bodies**
Vasileios Theologidis, Thibaut Sesia, Fatemeh Yarmahmoudi, Caroline C Real, Asad Jan, Mie K Just, Hjalte Gram, Aage KO Alstrup, Therése Klingstedt, Poul H Jensen, Jens R Nyengaard, Thomas Boesen, Peter KR Nilsson, Per Borghammer, Nathalie Van Den Berge

P06.04 **Sex-specific prodromal behavioural alterations in a neuroimmune model of Parkinson's disease**
Abigail Ralph, Moustafa Nouh, Elia Afanasiev, Heidi Mcbride, Louis-Eric Trudeau, Nathalie Labrecque, Jo Anne Stratton

P06.05 **Morphological reprogramming of microglia in Alpha-Synuclein overexpression mouse model**
Paige Woods, Kayla Dunson, Timothy O'Shea

P06.06 **In-vivo and ex-vivo retinal assessment in a mouse model of Parkinson's disease**
Yaashwini Laura Selwyn Selwyn Richard, Pei Ying Lee, Bang V Bui, Darren Zhao, Anh Hoang, Vickie HY Wong, David I Finkelstein, Christine To Nguyen

P06.13 **Fine-motor control deficits and L-DOPA recovery in a novel string-pulling task using a rat model of Parkinson's disease**
Rodica Caprau, Matthew Schmit, Aryan Malik, Yana Surtchev, Audrey White, Vivianna Pederson, Asier Aristieta, Mitchell Bartlett, Torsten Falk, Stephen Cowen

Basic Sciences: Brain physiology, electrophysiology and circuitry

P07.04 **Ketamine selectively induces theta to high gamma phase-amplitude coupling in an animal model of levodopa-induced dyskinesia**
Abhilasha Vishwanath, Mitchell Bartlett, Torsten Falk, Stephen Cowen

P07.05 **Aggregates of α-synuclein in the serotonin system disrupts the cortico-raphe network, driving anxiety and depression in female mice**
María Sancho Alonso, Lluis Miquel Rio, Verónica Paz Silva, Emma Muñoz Moreno, Xavi López Gil, Vicent Teruel Martí, Analia Bortolozzi

P07.06 **In-home Resistance training can improve midfrontal oscillations and gait outcomes in people with Parkinson's disease**
Matt Leedom, Rezwanul Akter Pallab, Arun Singh

Basic Sciences: Genetic and other Cellular Models of Parkinson's, including iPSCs

P12.04 **Investigating the impact of P2RY12 genetic variants in a 3D iPSC model of alpha-synuclein aggregation**
Jennifer Strong

P12.09 **Characterization of the novel A30G α-Synuclein mutant in Parkinson's disease: Dissociation of oligomerization and phosphorylation from neuronal toxicity**
Leonidas Stefanis, Marina Pantazopoulou, Spyros Merkouris, Vasilina-Zafeira Gavra, Niki Grigoriadou, Ronald Melki, Martina Samiotaki, Christina Kyrousi

P12.10 **Identification of GCase activity modifiers to elucidate genetic drivers of Parkinson's disease**
Natasha Puri, Melissa Roberts, Shan Andrews, Connie Ha, Brian Lau, Lily Sarrafha, Wondwossen Yeshaw, Oliver Davis, Dara Leto, Thomas Sandmann, Anastasia Henry

P12.12 **Patient-derived GBA1 E326K iPSC-dopaminergic neurons as a cell model for GBA1-targeted treatment strategies**
Jan Philipp Dobert, **Priyadarshini Ravindran**, Friederike Zunke, Philipp Arnold

Basic Sciences: Mitochondria, Oxidative Stress

P04.01 **Enhancing mitochondrial function via NRF1 overexpression protects dopaminergic neurons in human and rodent models of Parkinson's disease**
Owen Ferguson, Julia Obergasteiger, Tiago Cardoso, Hélène Doucet-Beaupré, Béatrice Morin, Martin Lévesque

P04.02 **Mitochondria broken by some genes defect in Parkinson's disease**
Eu Jene Choi, Changxu Cui, Dong Goo Lee

P04.03 **Targeted mitochondrial stabilization as a neuroprotective strategy in Parkinson's disease**
Ahmed Ibrahim

P04.06 **Correction of mitochondrial function by SLP-2 mitigates neuropathology induced by pathological levels of alpha-synuclein in human neurons, Drosophila and mouse models**
Irene Pichler, Cyril Bolduc, Maria Paulina Castelo Rueda, Marina Lorente Picón, Giovanna Gentile, Sreehari Kalvakuri, Huong Giang Vo, Victoria Soto Linan, Alessandra Zanon, Sofien Laouafa, Martin Lang, Alexandros Lavdas, Valentina Gilmozzi, Greta Bernardo, Vincent Coulombe, Charles Gora, Modesto R. Peralta III, Véronique Rioux, Claudia Honisch, Paolo Ruzza, Peter P. Pramstaller, Elena Ziviani, Laura Bindila, Rolf Bodmer, Andrew A. Hicks, Martin Parent, Jorge Soliz, Vincent Joseph, Martin Levesque

Basic Sciences: Neuroinflammation & Immune systems

P10.01 **Serum exosomes as sensitive biomarkers for Parkinson's disease and Progressive Supranuclear Palsy: Insights from L1CAM and TMEM119 profiling**
Akash Roy, Saurav Brahmachari, Alexander Pantelyat, Liana S. Rosenthal, Valina L. Dawson, Ted M. Dawson

P10.02 **Characterising innate immune changes in the nose in Parkinson's disease**
Clotilde Tournerie, Bina Patel, Marta Camacho, Alex Friend, Miriam Schaepers, William Woods, Caroline Williams-Gray

POSTERS – Session 1
Monday, May 25, 2026

DAY 1

P10.05 **Targeting neurotoxic gut microbial metabolites in PD using small molecules and live biotherapeutics.**
Divya Onkar Mondhe, Katherin E Roper, Nanthani Jayabalan, Zizheng Xian, Helen M Woodhouse, Piyush Padhi, Robert J Adams, John O Sullivan, Alexander Lehn, Anumantha G Kanthasamy, Richard Gordon

P10.06 **Elucidating and comparing the neuroinflammatory signatures of Parkinson's disease, progressive supranuclear palsy, and corticobasal degeneration using post-mortem brain transcriptomics**
James Shonhard, Annabel Curle, Daniel Rainbow, Sasvi Wijesinghe, Habib Sadeghirad, James Rowe, Tim Rittman, Roger Barker, Annelies Quaegebeur, Joanne Jones

P10.09 **A molecular convergence in the triad of Parkinson's disease, depressive disorder and gut health is revealed by the inflammation-miRNA axis**
Analia Bortolozzi, Lluis Miquel-Rio, Judith Jericó-Escolar, Claudia Yanes-Castilla, Unai Sarriés-Serrano, Veronica Paz, Lluis F Callado, Jose Javier Meana

P10.11 **Parkinson's disease and the gut-brain axis: how microbial metabolites drive Immune cell dysfunction**
Michela Deleidi, Christin Weissleder, Camille Varoqui, Romane Lasmarrigues, Malvina Dubroux, Ivan Nemazanyy

P10.17 **Disruption of the vagal immunomodulatory pathway exacerbates a-synuclein pathology and neuroinflammation in a PFF a-synuclein model of Parkinson's disease**
Tim-Simon Burmeister, Ida Hyllen Klæstrup, Malthe Therkelsen, Rachel Kelly, Sarah Van de Sijpe, Hjalte Gram, Poul Henning Jensen, Nathalie Van Den Berge, Marina Romero-Ramos

P10.19 **A comprehensive single-cell RNA sequencing analysis of the peripheral immune system in idiopathic and genetic Parkinson's disease**
Mikaela Rosen Perez, Oriol Narcis, Tatsuhiko Naito, Beomjin Jang, Jose Alquicira Hernandez, Yu Zhao, Elena Mejia, Carlos Perez, Amanda Allan, Tarek Khashan, Charlie Argyrou, Soumya Raychaudhuri, Steven Frucht, Giulietta Riboldi, Rachel Saunders-Pullman, Towfique Raj
John Crary, Lot de Witte, Joel Blanchard, Towfique Raj

Basic Sciences: Neuropharmacology

P09.03 **The prevalence of impulse control issues with dopamine agonists: A patient-led survey**
Jodie Forbes

Basic Sciences: Neuroprotection, trophic factors and regenerative approaches

P02.04 **Loss of Flcn in dopaminergic neurons is protective against alpha-synuclein toxicity and promotes lysosomal function**
Julia Obergasteiger, Owen Ferguson, Anthony Bilodeau, Thomas Durcan, Flavie Lavoie-Cardinal, Emmanouil Metzakopian, Gennaro Napolitano, Andrea Ballabio, Martin Levesque

P02.05 **Rescue of α-synuclein–mediated neurodegeneration by supplementation of a non-aggregatable α-synuclein variant**
Luis Bernal Conde, Ivette Sandoval, Matthew Benskey, Ruth G. Perez, Timothy J. Collier, Nagendran Ramalingam, Ulf Dettmer, Ryan Dong, Fredric Manfredsson

P02.06 **Impact of exercise on iPSC-derived dopaminergic graft reinnervation of the striatum in non-human primate model of Parkinson's disease**
Etienne Daadi, Elyas Daadi, Marco Arredondo, Farzaneh Atrian, Hooman Sadighian, Thomas Oh, Jeffrey Kim, Marcel Daadi

P02.07 **Nicotinamide ameliorates retinal biomarkers in an A53T mouse model of Parkinson's disease**
Christine Nguyen, Da Zhao, Anh Hoang, Vickie Wong, Yaash Richards, Bang Bui, David Finkelstein, Pete Williams, Pei Ying Lee

P02.08 **Exercise, the microbiome, and Parkinson's: Insights from the FoxInsight human data set**
Minna Schmidt, Julie Andersen, Gordon Lithgow, Kevin Schneider, David Furman, Açucena Rodrigues Dos Santos Soares, Caio Henrique Damasceno Mendes, Benjamin May, Jeremy Tachiki, Eli Febbo

P02.09 **Dose and sex specificity of the glycopeptide PNA5 for the treatment of cognitive decline in Parkinson's disease**
Kelsey Bernard, Josiah Rautenberg, Jillian Zollar, Eva Pombo, Mandi Corenblum, Meredith Hay, Torsten Falk, Lalitha Madhavan

POSTERS – Session 1

Monday, May 25, 2026

DAY 1

Basic Sciences: Pathology

P05.01 **Region-resolved alpha-synuclein proteoform levels and glucocerebrosidase activity in idiopathic and GBA1-related Parkinson's disease brains**
Martino Luca Morella, Martha Teneketzi, Federico Ferraro, Tim E Moors, Walter A Boiten, John JP Breve, Angela MT Ingrassia, Lasse Pihlstrøm, Hanneke Geut, Vinod Udayar, Vincenzo Bonifati, Wilma DJ van de Berg

Basic Sciences: Prevention, neuroprotection and neuroplasticity

P11.05 **Effects of Nrf2 and E2/P4 loss on neural stem progenitor cell quiescence and senescence during aging**
Sree Vani Poorna Pillutla, Dakota Anderson, Atsushi Ishii, Mandi Corenblum, Lalitha Madhavan

Basic Sciences: Protein misfolding, aggregation and handling

P03.01 **Development of a pocketome of alpha-synuclein fibrils as a rational tool to compare and study polymorphism**
Gaëtan Ossard, Constantin Bogdan Ciambur, Olivier Sperandio, Eugénie Romero-Laboureur, Ronald Melki

P03.02 **Pathologically high flow facilitates alpha synuclein monomer to deposit as aggregates within von Willebrand Factor (vWF) fibers**
Scott Diamond, Jason Rossi

Clinical Sciences: Diagnosis (differential, accuracy)

P32.02 **Toward clinical implementation of a metabolic blood biomarker for Parkinson's disease differential diagnosis**
Vanille Millasseau, David Mallet, Sébastien Carnicella, Emmanuel Barbier, Mathilde Sauvee, Audrey Le Gouellec, Martial Piotto, Nils Pompe, Sabrina Boulet, Florence Fauvelle

Clinical Sciences: Clinical trials: design, outcomes, recruiting etc.

P37.01 **The effects of Transcranial Photobiomodulation (tPBM) on Parkinson's disease motor and cognitive symptoms**
Sara Penuela, Roxana Burciu, John Jeka, Thomas Buckley, Brian Pryor, Luis DeTabola, Victoria Lugo

P37.02 **The power of community-engaged recruitment methods in a Parkinson's Disease Dementia/Lewy Body Dementia care partners national randomized controlled trial**
Jessica Hemm, Wdasie Ayele, Sarah Mitchell Chen, Viosa Koliqi, Marla Tharp, Evelyn Stevens, Keith Fargo, Robin Otto, Diane Mariani, Sandhya Seshadri, Cintra Bentley, Thomas Manak, Allegra Miller, Claire Pensyl, Carmen Pierce, Margaret Voss, Bichun Ouyang, Joshua Chodosh, Jori Fleisher

P37.03 **EJS ACT-PD: The world's first multi-arm, multi-stage platform trial assessing potential disease-modifying therapies for Parkinson's disease**
Georgia Mills, Cristina Gonzalez-Robles, Marie-Louise Zeissler, Oliver Bandmann, Roger Barker, Lily Brennan, James Carpenter, Sally Collins, Joy Duffen, Sonia Gandhi, Connor McAlpine, Kevin McFarthing, Claire Murphy, Cheryl Pugh, Anthony Schapira, Anette Schrag, Clare Shakeshaft, Camille Carroll, Thomas Foltynie

P37.04 **Addressing gaps in the approach to disease modifying therapy trials in Parkinson's: A series of sub-studies within EJS ACT-PD**
Georgia Mills, Marie-Louise Zeissler, Cristina Gonzalez-Robles, Oliver Bandmann, Roger Barker, Lily Brennan, James Carpenter, Sally Collins, Joy Duffen, Sonia Gandhi, Connor McAlpine, Kevin McFarthing, Claire Murphy, Cheryl Pugh, Anthony Schapira, Anette Schrag, Clare Shakeshaft, Thomas Foltynie, Camille Carroll

P37.06 **Innovative phase 2/3 study evaluating the efficacy and safety of BHV-8000, a brain-penetrant, selective TYK2/JAK1 inhibitor in early Parkinson's disease**
Peter Ackerman, Volkan Granit, Gil L'Italien, Michele Potashman, Lisa Kamem, Kelly White, Nick Kozauer, Vladimir Coric, Tanya Simuni, Irfan Qureshi

POSTERS – Session 1
Monday, May 25, 2026

DAY 1

P37.08 **From individual to universal: using N-of-1 trials to accelerate discovery in Parkinson's disease focusing on lifestyle Interventions**
Yoann Joyeux

P37.09 **Working with people with Parkinson's to progress a community-led initiative to clinical trial: The sparky samba trial**
Cheney Drew, Rebecca Hamilton, Eirwen Malin, Nigel Kirby, Philip Pallmann, Kim Smallman, Rhys Williams Thomas, Nina Jacob, Chris Jones, Jazmine Baxter, Claudia Metzler-Baddeley, Duncan McLauchlan, Katy Hamana

P37.10 **Long-Term improvements in motor symptoms, quality of life, and sleep disturbances with Foslevodopa/Foscarbidopa vs oral therapies for people with advanced Parkinson's in the United States: Indirect comparison of phase 3 and real-world observational trials**
David G Standaert, Jason Aldred, Drew Falconer, Alfonso Fasano, Reethi Iyengar, Siting Wang, Megha Shah, Koray Onuk, Delaram Safarpour

P37.12 **Advancing inclusive representation in early-stage Parkinson's disease clinical trials**
Loes Rutten-Jacobs, Adriana Reyes, Nathalie Pross, Bruno Jolain, Emma Hill, Jenee Williams, Denise Coley, Robert Bernard Coley, Matthew May, Sola Onilari

P37.13 **"Together we are strong!" – Experiences with the participatory research method photovoice by people with Parkinson's disease**
Nora Schmit, Tabea Böttger, Lea Roddewig, Maria Barthel, Christiane Müller, Hendrike Frieg, Eva Hummers, Juliane Leinweber

P37.14 **Enhancing sustainable work participation in Parkinson's disease – The effects of a preventive workplace intervention: a randomized controlled trial**
Pauline G.M. van Barschot, Elbrich M. Postma, Hannie Meijerink, Matthijs Posthumus, Bastiaan R. Bloem, Debby G.J. Beckers, Ingrid H.W.M. Sturkenboom

P37.20 **Prasinezumab in early-stage Parkinson's disease: additional data from the PADOVA study**
Tania Nikolcheva, Gennaro Pagano, Judith Anzures-Cabrera, Tanya Simuni, Kenneth Marek, Nicola Pavese, Klaus Seppi, Fabrizio Stocchi, Ronald B. Postuma, Nathalie Pross, Annabelle Monnet, Geoffrey A. Kerchner, Patrik Brundin, Azad Bonni

P37.25 **Investigating the safety and efficacy of long-term administration of Tavapadon in people with Parkinson's disease (TEMPO-4)**
Rajesh Pahwa, Rohit Dhall, Zoltan Mari, Arjun Tarakad, Christian Oehlwein, Raymond Sanchez, Sridhar Duvvuri, Linda Harmer, Ih Chang, Joey Boiser, Cindy Zadikoff

P37.31 **Staged, bilateral magnetic resonance-guided focused ultrasound pallidothalamic tractotomy for motor complications in Parkinson's disease: A Phase III pivotal trial**
Lindsay Knight, Ian Pyle, Regina Martuscello, Angeles Sanchez Fraga, Cyril Ferrer, Katie Gant, Augusto Grinspan

Clinical Sciences: Cognition / Mood / Behavioral Disorders

P30.02 **Postoperative course in people with Parkinson's disease and psychosis treated with deep brain stimulation**
William Smith, Margarita Aulet-Leon, Catherine Oksas, Ana-Maria Iosif, Jill Ostrem, Andreea Seritan

P30.05 **Voice loudness, self-assessment and auditory-sensory feedback in voice production in Parkinson's disease**
Francisco Contreras Ruston, Antoni Callen, Antonio Criscuolo, Héctor Arriagada-Concha, Antonia Lagos-Villaseca, Sandra Rojas, Carla Napolitano, Jordi Navarra, Sonja Kotz

Clinical Sciences: Co-morbidities

P33.01 **Exploring Neurobiological Factors Associated with Erectile Dysfunction Severity in Parkinson's Disease**
Edward Ofori, Alex Theophilopoulos, Alexander Belnavis, Nahid Punjani

Clinical Sciences: Digital health, E-health and technology

P39.02 **HandyDiag: A Thai digital biomarker of the micrographia in Parkinson's disease**
Kulthida Methawasin, Suchada Tantistirapong, Theerasak Chanwimalueang

POSTERS – Session 1

Monday, May 25, 2026

DAY 1

P39.03 **Project P.A.T.H. (Parkinson's Access to Technology & Health): A community-driven initiative to address disparities in Parkinson's disease care in Los Angeles County**
Tiffany Chen, Pynn Harinsuit, Chloë Murdock, Harsha Kancharla, Dory Kawauchi, Leilani Krantz, Jocelyn Cabrera, Samya Sharma, Jeff Bronstein, **Henry Lewis**

P39.05 **Targeted turning training may improve executive control of dual-task gait in people with Parkinson's disease and freezing**
Keiko Tsuji, Carla Silva-Batista, Patricia Carlson-Kuhta, Anjanibhargavi Ragothaman, Laurie King, Fay Horak, Martina Mancini

P39.07 **Assessing the reach and perception of online video-based symptom-focused exercise classes for People with Parkinson's disease**
Shreya Jain, Carolyn Herman, Daisy Ojigho, Juslyn Dhingra, Noam Eberhard-Bensaid, Sheila Sori, Abhinav Reddy, Nina Mosier

P39.08 **Patient engagement in Parkinson's disease: Artificial intelligence-powered self-monitoring and management of non-motor symptoms**
Ananya Ananthakrishnan, Cen Cong, Camille Carroll, Edward Meinert

P39.10 **Smartphone-based digital assessments in the LUMA trial of BIIB122/DNL151 for early-stage Parkinson's disease**
Roy Llorens Arenas, Emmanuel Bartholomé, Shibeshih Belachew, Matthew Gifford, Joshua Guo, Bonnie Hersh, Danna Jennings, Christoph M. Kanzler, Ekin Koca, Menglan Pang, Minhua Yang, Pan Wang, Corrado Bernasconi, Óscar Reyes, Changyu Shen, Mike Wald, Claudia Mazzá

P39.11 **Effects of combined reactive sensory training and transcranial direct current stimulation on motor function in patients with Parkinson's disease: A randomized controlled trial**
Eduardo Villamil-Cabello, Elvira Molinero-Martín, Antonio Luque-Casado, Miguel Angel Fernández-del-Olmo

P39.23 **Wearable-based detection of shuffling and turning behaviour in Parkinson's disease patients experiencing freezing of gait**
Marta Płonka, Lorenza Angelini, Guy Bogaarts, Natan Napiórkowski, Andrea Festanti, Heather Mikulski, **Michael Lindemann**, Florian Lipsmeier

P39.25 **Validation of wearable sensor-derived sway path measurement in Parkinson's disease**
Natan Napiórkowski, Andrea Festanti, Lorenza Angelini, Guy Bogaarts, Marta Płonka, **Michael Lindemann**, Heather Mikulski, Florian Lipsmeier

P39.26 **Validating a device-agnostic algorithm for wearable gait assessment in Parkinson's disease**
Natan Napiórkowski, Lorenza Angelini, Marta Płonka, Guy Bogaarts, Andrea Festanti, Heather Mikulski, **Michael Lindemann**, Florian Lipsmeier

Clinical Sciences: Epidemiology, genetics and risk factors

P29.03 **Predicting Parkinson's disease: exploring prodromal disease algorithms in PREDICT-PD**
Ashvin Kuri, Sheena Waters, Jonathan Bestwick, Sophie Meyer, Rita Benabderrazik, Anisa Shahid, Harneek Chohan, Eduardo de Pablo-Fernández, Cristina Simonet, Laura Pérez-Carbonell, Andrew Lees, Gavin Giovannoni, Anette Schrag, Alastair Noyce

P29.07 **Distinct pathways in idiopathic Parkinson's: Three genetic subgroups with distinct clinical trajectories and different treatment responses in two phase III trials**
Antony Cooper, Kathryn Hill, Jack Cooper, Barry Ryan, Zhana Kozlowska, Nick Olsen, Razvan Sultana, Dalton Surmeier, Justyna Kozlowska, Richard Wyse, Ian Simpson, Neil Humphryes-Kirilov

P29.08 **Unravelling the effect of T2DM on PD symptom severity and progression: A meta-analysis**
Jack Kenny, Alastair Noyce, Jonathan Bestwick, Kajsa Atterling Brolin, Michele Hu, Donald Grosset, Michael Lawton, Kamalesh Dey, Alexandra Zirra, Esha Bhadra, David Gallagher, Caroline Budu, Ellen Camboe, Christine Klein, Meike Kasten

P29.12 **X-chromosome-wide association study of Parkinson's disease in a Latin American cohort**
Emily Waldo, Thiago Peixoto Leal, Felipe Duarte-Zambrano, Emilia Gatto, Valentina Muller, Marcelo Kauffman, Cesar Avila, Vitor Tumas, Artur Schuh, Bruno Lopes, Vanderci Borges, Pedro Braga Neto, Grace Helena Letro, Maria Gabriela dos Santos Ghilardi, Pedro Chana, Patricio Olguin, Elias Fernandez Toledo, Carlos Velez-Pardo, Gonzalo Arboleda Bustos, Jorge Luis Orozco Velez, Jaime Fornaguera, Susana Peña, Alex Medina, Daniel Martinez Ramirez, Mayela Rodriguez, Sarael Alcauter, Mario Cornejo-Olivas, Angel Viñuela, Karen Nuytemans, Ignacio Fernandez Mata

POSTERS – Session 1
Monday, May 25, 2026

DAY 1

P29.13 **Exposure to pyrethroids and organophosphates: Clinical characterization in Parkinson's in northeastern Mexico**
Roberto Trejo-Ayala, Beatriz Chávez-Luévanos, **Ingrid Estrada-Bellmann**

Clinical Sciences: Fluid and tissue Biomarkers

P34.01 **Divergent proteomic profiles reveal systemic inflammation in body-first and neuro– immune activation in brain-first Parkinson's disease: an exploratory pilot study**
Sara Hashish, Karoline Knudsen, Ilham Bensmail, Houari Abdesselem, Thea Lillethorup, Katrine Andersen, Jacob Horsager, Casper Skjærbæk, Per Borghammer, Omar El-Agnaf

P34.02 **Advancing Parkinson's disease and related disorders research: the accelerating medicines partnership initiative**
Tyler Fortuna, **Christine Swanson-Fischer**, Anastasia Henry, Mark Frasier

P34.03 **Characterization of α-synuclein phosphorylation site Threonine 81 in synucleinopathies**
Leah Harmon, Pallavi Gopal, Edward Lee, Mary Alice Allnutt, Sreeganga Chandra

P34.04 **Non-invasive detection of enteric α-synuclein aggregates using RT-QuIC: Developing a translational biomarker for early detection of Parkinson's disease**
Sunil Srivastav, Davin Henderson, Richard Gordon

P34.05 **Bringing research home: enabling greater participation in Parkinson's research through at-home sampling kits**
Veslemøy Frantzen, Monica Helland, Johannes Lange, Eldbjørg Fiske, Guido Alves, **Jodi Maple-Grødem**

P34.15 **Kinematic gait analysis of patients with REM behavior disorder with positive skin biopsy for phosphorylated alpha-synuclein**
Danielle Drake, Danica Evidente, Sam Webster, Virgilio Gerald Evidente

Clinical Sciences: Neuroimaging

P40.04 **Cognitive Impairment in Parkinson's disease: association between white matter lesion volume and MoCA score**
Mariana Fraustro Méndez, Juan Manuel Esquivias-Farías, Yamil Matuk-Pérez, Paula Reyes, Alejandra Lázaro-Figueroa, Carlos Ponce-Fernández, Erick Humberto Pasaye, César Arturo Domínguez-Frausto, Miguel E. Rentería, Alejandra Medina-Rivera, Alejandra Evelyn Ruiz-Contreras, Sarael Alcauter

P40.08 **Rhythmic auditory stimulation may preferentially improve gait automaticity in cognitively-impaired people with Parkinson disease**
Nicole Eklund, Timothy Nordahl, Regina Sloutsky, Louis Awad, Alice Cronin-Golomb, James Cavanaugh, Meryem Yucel, Terry Ellis, Franchino Porciuncula

P40.09 **Associating resting-state functional connectivity and improvements in reactive stepping in Parkinson's disease**
Emily Tobin, Edward Ofori, Samuel McClure, Shyamal Mehta, Daniel Peterson

P40.10 **Multimodal connectome-based classification framework in the 6-OHDA rat model of Parkinson's disease**
Shuyi Zhu, Maurizio Bergamino, Alberto Fuentes, Ivette Sandoval, David Marmion, Christopher Bishop, Fredric Manfredsson, Ashley Stokes

P40.11 **Resting-state fMRI complexity as an early marker of dopaminergic deficit in Parkinson's disease**
Kay Jann, **Minji Kim**, Gilsoon Park, Yaqiong Chai, Arthur Toga, Hosung Kim

P40.12 **Longitudinal analysis of MRI pallidal index, cumulative Mn exposure, and progression of parkinsonian symptoms in occupationally exposed workers**
Haley Pulliam, T. Noah Hutson, Susan Criswell

P40.14 **Quantifying progressive regional brain atrophy in Parkinson's disease using deep learning–based longitudinal MRI volumetry**
Marufjon Salokhiddinov, Dharmesh Singh, Dileep Kumar

P40.15 **Whole brain [11C]-PE2I dopamine transporter PET imaging in persons with Parkinson's with freezing of gait or a history of falls**
Nicolaas Bohnen, Stiven Roytman, August Van Hout, Chatkaew Pongmala, Miriam van Emde Boas, Peter Scott, Giulia Carli, Prabesh Kanel

POSTERS – Session 1

Monday, May 25, 2026

DAY 1

Clinical Sciences: Pharmacological therapy

P35.01 **Satisfaction after 6 months of Foslevodopa/Foscarbidopa treatment for advanced Parkinson's disease: Patient-reported outcomes from the real-world ROSSINI observational study**
Irene A Malaty, Jason Aldred, Tove Henriksen, Filip Bergquist, Pablo Mir, Mihaela Simu, Megha Shah, Marie O'Meara, Juan Carlos Parra, Resmi Gupta, Pavnit Kukreja, Lars Bergmann, Wolfgang H Jost

P35.02 **Improvement in sleep disturbances is associated with enhanced motor function in advanced Parkinson's disease with Foslevodopa/Foscarbidopa treatment: post hoc analysis of Foslevodopa/Foscarbidopa phase 3 trials**
Eleni Okeanis Vaou, K Ray Chaudhuri, Robert A Hauser, Lars Bergmann, Resmi Gupta, Megha Shah, Jaclyn Homola, Per Odin

P35.03 **Efficacy and safety of inhaled levodopa comparing early and late treatment initiation in patients with Parkinson disease: Post hoc analysis of pooled data from three phase III trials**
Astrid Scheschonka, Margaret Ngure, Carmen Walter, Selena Freisens, Georg Comes

P35.04 **Safety of inhaled levodopa by incidence and severity of treatment-related cough and throat irritation in people with Parkinson disease: Post hoc analysis of pooled data from three phase III trials**
Astrid Scheschonka, Margaret Ngure, Carmen Walter, Selena Freisens, Georg Comes

P35.05 **The effect of amantadine as add-on therapy for motor fluctuations in advanced Parkinson's disease: a randomized double-blinded placebo-controlled trial (AMANT-OFF)**
Margherita Fabbri, Ellen Causin, Olivier Rascol, Claire Thalamas

P35.06 **High-throughput screening identified tetracycline derivatives as DRP1 inhibitors with therapeutic potential for Parkinson's disease**
Harry Brown, Rebecca Fan, Yanhao Lai, Said Salehe, Jinhua Chi, Haiwei Gu, Louis Scampavi, Timothy Spicer, Kim Tieu

P35.07 **A decade of patient-focused innovation in APO-go® delivery to improve the treatment experience for people with Parkinson's**
Bharat Amlani, Valentina Correa-Gallego

P35.15 **Device-aided therapy in advanced Parkinson's should support an active daily life – A case study from Spain of treatment with LECIGON® intestinal gel infusion**
Valentina Correa-Gallego, Bharat Amlani, Rocío García-Ramos

Clinical Sciences: Progression & Prognosis

P28.01 **Harvard biomarkers study 2.0: A longitudinal multi-modal platform for biomarker discovery in Parkinson's disease and related disorders**
Daniel El Kodsi, Diego Rodriguez, Olivia Laun, Breelyn Gilbert, Shreya Rai, Anya Gemos, Evrim Sude Con, Ariv Vaidya, Habib Nasir, Sumaiya Nazeen, Anastasia Kuzkina, Inma Barrasa, Vikram Khurana

P28.02 **Cognitive trajectories in Parkinson's disease: the impact of age, sex, and education in a longitudinal PPMI cohort**
Miguel Velasco-Orozco

P28.03 **Dopamine transporter imaging as a potential monitoring biomarker for motor and cognitive symptom progression in Parkinson's disease**
Verena Dzialas, Kathrin Giehl, Gérard Bischof, Anja Ophey, Kathrin Möllenhoff, Alexander Drzezga, Thilo van Eimeren

Clinical Sciences: Rating Scales and outcome measures

P38.01 **The psychometric properties of the daily living self-efficacy scale in Parkinson's disease**
Sarah Davies, Stephanie Bell, Kieran Broome

P38.02 **Interpretation of clinical progression in multiple system atrophy using percentage-wise slowing in the Unified Multiple System Atrophy Rating Scale score**
Rachael Kershaw, Stefano Zanigni, Krishan Nighah, Daniel Oudin Åström, Jonas Wiedemann, Anna-Karin Berger

POSTERS – Session 1
Monday, May 25, 2026

DAY 1

P38.03 **Accelerometric assessment of tremor following MR-guided focused ultrasound STN ablation in Parkinson's disease**
Laura Armengou-Garcia, Miguel Valencia-Ustarroz, Graciela Maria Diaz-Taveras, Rafael Villino-Rodriguez, Alejandro Horrillo-Maysonnial, Christian Espinoza-Vinces, Ainhoa Atorrasagasti-Villar, Maria del Mar Gimeno-Rodriguez, Paola Andrea Arango-Quintero, Jimmy Santiago Ulloa-Bravo, Manuel Alegre-Esteban, Maria Cruz Rodriguez-Oroz

P38.04 **Construction and validation of a test battery for clinical assessment of upper limb functional capacity in Parkinson's disease**
Tamine Capato, Rubia Rodrigues, Pedro Martins, Isabel Kayo, Francielle Santos, Francisco da Silva Neto, Egberto Barbosa

Clinical Sciences: Sleep Disorders

P31.01 **Optimal nighttime sleep duration and good sleep quality as protective factors against Parkinson's disease multi-variable logistic regression analysis of CHARLS data**
Zhu zhizhong, Yang Jiao

P31.05 **Reduced serum interleukin-2 and CD4 T cell alterations in REM Sleep Behaviour Disorder**
Fatima Afaar, Priscilla Youssef, Laura Hughes, Michelle Chua, Woojin S. Kim, Simon J.G. Lewis, Nicolas Dzamko

Clinical Sciences: Surgical therapy, including cell and gene therapy

P36.01 **Impact of deep brain stimulation on motor function, quality of life, and depression in women with Parkinson's disease**
Sun Ju Chung, Mi Sun Kim, Sungyang Jo

P36.03 **A new technology that helps to fine-tune deep brain stimulation for Parkinson's disease**
Jason Aldred, Corneliu Luca, Adolfo Ramirez-Zamora, Joshua Wong, Kristy Wessels, Taylor Peabody, Ben Reese, Beth Farber Petrey, Richard Mustakos, Soroush Niketeghad, Rajat Shivacharan, Mahsa Malekmohammadi, Edward Goldberg

P36.04 **How advanced deep brain stimulation systems are helping people with Parkinson's disease: Insights from U.S. clinics**
Michael Okun, Kelly Foote, Theresa Zesiewicz, Yarema Bezchlibnyk, Alexander Papanastassiou, Okeanis Vaou, Jonathan Carlson, Jason Aldred, Vibhor Krishna, Brian Dalm, Corneliu Luca, Jonathan Jagid, Jennifer Durphy, Julie Pilitsis, Leonard Verhagen Metman, Sepehr Sani, Drew Kern, Steven Ojemann, Ritesh Ramdhani, David Weintraub, Bharathy Sundaram, Abdolreza Siadati, Derek Martinez, Cong Zhi Zhao, Mustafa Siddiqui, Stephen Tatter, Rajat Shivacharan, Edward Goldberg

Clinical Sciences: Symptoms, signs, features & non-motor manifestations

P27.01 **Using the PDSS-2 to identify sleep disturbances in Parkinson's disease: A self-assessment approach**
Monika Biercewicz, Klaudia Cwiekala-Lewis, Brandon Parkyn, Dr. Robert Ślusarz

P27.02 **Respiratory coordination during speech in Parkinson's disease: Effects of LSVT LOUD® and SpeechVive™**
Kelly Richardson, Jessica Huber, Hailey Robson, Kayleigh Payne, Emily Flanders, Madeline Erickson, Deborah Sharp

P27.03 **Differential effects of MRgFUS thalamotomy on speech in essential tremor and Parkinson's disease**
Graciela María Díaz Tavera, Pablo Miguel Cortadi La Villa, Eduardo Salinas Jaime, Jan Rusz, Michal Šimek, Tomáš Kouba, María Cruz Rodríguez Oroz

P27.04 **Biomarkers of moderate aerobic exercise efficacy in early-stage Parkinson disease as illustrated with cross-species translational brain tissue, serum biomarkers, motor and cognitive tests**
Vicki Nejtek-Salvatore, Michael Salvatore, Gary Boehm, Helene Alphonso, Isabel Soto, Rachael James-Cruz, Kirby Doshier

P27.05 **What is available to support pain management in Parkinson's: A scoping review**
Julie Jones, Mark Parkinson, Natalie Alen, Annette Hand, Katherine Baker, Ryan Cormac, Leah Avery, Bhanu Ramaswamy, Fiona Lindop, Monty Silverdale, Jenni Naisby

POSTERS – Session 1

Monday, May 25, 2026

DAY 1

Comprehensive Care: Shared Decision Making: PwP – Clinician partnership

P18.01 **Parkinson's disease: A study assessing the patient experience of diagnosis, treatment and follow-up in Norway**
Suzanne Crowley, Claudia E. Kuehni, Charalampos Tzoulis

Comprehensive Care: Alternative & complementary therapies/Creativity

P15.01 **MediSing: Co-creation of a singing app with people living with Parkinson's to maintain vocal health**
Nicola Wydenbch

P15.02 **Songlines for Parkinson's: a multimethod investigation of a novel co-developed music-and-movement intervention for people with Parkinson's**
Dawn Rose, Sabrina Köchli, Isabel Casso, Toni Bechtold, Olivier Senn, Martina Stadelmann, Florian Hoesl, Valérie Halter, Veronika Lubert, Antonio Baldassarre, Elena Alessandri, Lucy Annett, Lindsay Truran, Maria Thomas, Andrew Greenwood, Paolo Paolantonio, Yvonne Delevoye-Turrell, Rebecca Schaefer, Jessica Grahn, Ellen Poliakoff, Alison Short, Stephan Bolhalter, Tim Vanbellingen, Daniel Waldvogel, Salvatore Galati, Amanda Foletti, Daria Dinacci, Costas Karageorghis, Caroline Whyatt

P15.03 **Current creative lifestyle, not past artistic occupation, relates to mental health in people with Parkinson's disease**
Blanca T.M. Spee, Matthew Pelowski, Franz R. Schmid, Young Ah Kim, Paula Angermair, Julia S. Crone, Sirwan Darweesh, Bastiaan R. Bloem, Marjan J. Meinders

P15.05 **Refining and specifying a Samba percussion intervention for Parkinson's disease: A qualitative study**
Cheney Drew, Kim Smalllman, Nina Jacob, Eirwen Malin, Katy Hamana

P15.07 **'Parkinson's Dance Science' – An evidenced, therapeutic approach to creative dance practice specific for people with Parkinson's – A pragmatic evaluation in the naturalistic setting**
Sophia Hulbert, Aimee Hobbs

P15.09 **In-person versus online dance in Parkinson's disease. Results from the UPGRADE-PD study.**
Michail Elpidoforou, Eleni Boutsikari, Irene Grimani, Marianna Papadopoulou, Nikolaos Papagiannakis, Anastasia Bougea, Athina-Maria Simitsi, Evangelos Sfikas, Ioanna Alexandratou, Ioanna Alefanti, Roubina Antonelou, Christos Koros, Ioanna Mavroyianni, Chrysa Chrysovitsanou, Leonidas Stefanis, Daphne Bakalidou

Comprehensive Care: Caregiving, relationships, respite care, families

P13.02 **iCARE: Development of an internet-based cognitive behavioural therapy wellness program for caregivers of individuals with Parkinson's disease**
Kelsey Lee, Alyssa Braganza, Swati Mehta, Blake Dear, Mary Jenkins, Jeffrey Holmes

P13.04 **The need for information when being a care partner to a person with Parkinson's disease**
Helena Larsson, Maria Haak, Peter Hagell, Carina Hellqvist

Comprehensive Care: Daily life activities including working & driving

P22.01 **The relationship of Trunk Range of Motion (ROM) and Trunk Mobility on functional tasks in Parkinson's diseases**
Lilliana Romero-Maysonet, Jehan A. Alomar, Dipti Wani, Taewook Yu, Sally Leung, Jade Carter, Bayan M. Aldhahwani, Lori Quinn

Comprehensive Care: Disability and quality of life

P17.01 **Staying connected: building evidence to support social participation for people with progressive neurological conditions**
Hannah Trotman, Katy Hamana, Victoria Shepherd, Dikaios Sakellariou

POSTERS – Session 1
Monday, May 25, 2026

DAY 1

P17.02 **Young women improving their wellbeing together post-diagnosis of Parkinson's disease**
Danielle McCarthy

P17.03 **Using ecological momentary assessment to explore stigma experiences in the real world for adults with Parkinson's disease**
Sarah Davies, Robyn Higgins, Florin Oprescu, Jenna Walker, Christine Fosberry

P17.07 **Evaluation of the English version of PDQoL7 questionnaire for Parkinson's disease**
Miriam Rafferty, Erika V. Zabre, Hannah Redd, Kristen Hohl, Benjamin Friedman

Comprehensive Care: Exercise and Physical Activity

P14.01 **Running Induced dystonia in Parkinson's disease: Recognition and management**
Kathleen McKee, Michele Callisaya, Jane Alty, Dave de Groot, Guillaume Lamotte, Nijee Luthra, Emily Su, Daniel Corcos

P14.02 **Parkinson's exercise guidelines: From outdated to updated**
Lisa Hoffman, Miriam Rafferty, Lauren Krasucki, Daniel Corcos

P14.03 **Evaluating arm swing and postural improvements in patients with Parkinson disease following independent pole walking program: A feasibility pilot study**
Joy Cochran, Tiffany Salido, Joy Cochran, Antonio Vintimilla, Angela Meloy, Ronald Walser, Patrick Roscher, Peggy Trueblood

P14.04 **Exploring participation patterns in community exercise programs for individuals with Parkinson's disease**
Lina Kleinschmidt, Meredith Roberts, Amy Amara

P14.05 **Comparing self-reported and consumer-grade wearable direct measures of physical activity and exercise in people with Parkinson's disease**
Emma Cassidy, Erika Zabre, Hannah Redd, Monica Hendricksen, Eric Espinoza, Kevin Smaller, Kristen Hohl, Miriam Rafferty

P14.06 **Walking towards wellness: The effect of group exercise on daily steps in Parkinson's disease**
Tyler Luszeck, Greg Koberstein, Christa Young

P14.07 **The effect of Parkinson's disease on golf performance, participation, and associated quality of life: A mixed-methods report**
Robert Hand, Stephen Brady, Logan Brubaker, Danielle Dwyer, Connor Kennedy, Benjamin Shapiro, Ethan Strunge, Tsao-Wei Liang

P14.08 **Four weeks of supervised home-based aerobic cycling improves cardiopulmonary function in patients with Parkinson's disease: A pre-post intervention study**
Zhizhong Zhu, Yang Jiao, Jin Wang, WeiJia Hou, Mei Ma

P14.09 **Online group exercise for people with Parkinson's disease: A scoping review**
James Alexander, Julie Jones, Ledia Agley, Jonathan Gilby, Anette Schrag

P14.10 **Effects of self-selected music on psychophysiological responses to walking exercise in people with Parkinson's disease**
Christopher Ballmann, Sophia Porrill, Alexandra Evancho, Christine Ferguson, Rebecca Rogers, Jane Allendorfer

P14.11 **STEPS-PD: A phase II randomized controlled trial evaluating eHealth-supported motor-cognitive home training for Parkinson's disease**
Jenny Sedhed, Hanna Johansson, Caitríona Quinn, Elke Kalbe, Elisabet Åkesson, Erika Franzén, Breiffni Leavy

P14.12 **Exploring the experiences of people with Parkinson's disease and their caregivers in a community-based symptom-focused exercise program**
Shreya Jain, Carolyn Herman, Daisy Ojigho, Juslyn Dhingra, Noam Eberhard-Bensaid, Sheila Sori, Abhinav Reddy

P14.13 **The Parkinson's integration games: Challenge and achievements**
Patricia Magri, Douglas Korbes Steffen, Patricia Risden Balech, Rosicler Ravache, Alessandra Bornhausen Meneghini, Vanessa Techio Segala, Margit Mafra, Mauren da Silva Salin, Sandra Luft Paladino, Luiz Henrique Rodrigues

P14.14 **Beyond the five-year mark: Insights into long-term exercise with Parkinson's**
Olivia Musgrave, Elisabeth Preston, Allyson Flynn

P14.15 **Exploring the potential for ENGAGE-PD physical activity coaching in the UK national health system for people newly diagnosed with Parkinson's: perspectives of people with lived experience of Parkinson's.**
Jonathan Gilby, Chris Lovegrove, Tom Thompson, Jonathan Marsden

POSTERS – Session 1

Monday, May 25, 2026

DAY 1

Comprehensive Care: Health accessibility / Underserved populations

P20.01 **Empowered in isolation: Participant and caregiver perceptions following a Parkinson's disease symptom monitoring program in rural communities**
Emily Schubbe, Jamie Haines, Megan Ready, Alexandra Vasile

P20.03 **French exploratory study on nurses' perceptions of continuous subcutaneous devices for Parkinson's disease**
Jeremie Thezenas

P20.09 **Building genetic counseling capacity in Latin America to facilitate return of results in the PD GENEration–LARGE-PD study**
Priscila D. Hodges, Martinna Raineri Tapies, Katie Fiallos, Rebeca De León, Anny Coral, Miguel Inca, Ignacio F. Mata, Valentina Caceres, and The Parkinson's Foundation PD GENEration Study

Comprehensive Care: Lay / Professional health literacy & Public thought

P16.01 **Assessing the accuracy and timeliness of medication administration for hospitalized patients with Parkinson disease**
Jake Plagenz, Amy Lin, Tanya Harlow

Comprehensive Care: Multidisciplinary / Interdisciplinary teams

P24.01 **Online learning preferences of healthcare providers caring for people with Parkinson's disease**
Lisa Hoffman, Adrianne Smiley, Indhira Blackwood, Rebecca Miller, Kate Fitzgerald, Eli Pollard, Camila Gadala-Maria, Ashley Paul

P24.02 **Bridging movement and communication: integrated rehabilitation strategies for Parkinson's disease**
Tyler Luszeck, Lydia Kallhoff, Greg Koberstein, Tyler Young

P24.03 **Healthcare needs of people with Parkinson`s disease and their relatives in the context of integrated Parkinson's care networks: A scoping review**
Tabea Böttger, Sandra Salm, Stella von Ramm, Christian Kopkow, Hendrike Frieg

P24.04 **Disease severity at first interdisciplinary evaluation in patients with idiopathic Parkinson's disease versus atypical parkinsonism**
Tin Wai Tiffany Siu, V.Diego Armengol, Danielle Shpiner, Matthew Feldman, Marina Sarno, Arisly Alfonso, Marjorie Dangla, Michelle Gracia-Casals, Alexandra Ingram, Yolianys Villalobos, Sarah Walden

P25.04 **Parkinson's specialist physiotherapy: A delphi study on scope, roles, and training needs**
Megan Orme-Smith, Julie Jones, Kay Cooper

Comprehensive Care: Nutrition and gastrointestinal issues

P26.01 **Dietary and environmental risk factors influencing mortality in Parkinson's disease: A large-scale case-control study combined with network pharmacology and molecular docking**
Debosmita Ghosh, Purbita Basu, Snehasree Mondal, Sankar Dey, Shankar Pal

P26.02 **Plants for Parkinson's – The effects of a whole-foods and plant-based diet in people with Parkinson's disease: a randomized controlled trial**
Elbrich M. Postma, Sanne K. Meles, Bram Boon, Gert Manhoudt, Hans van Geluk, Monique van der Heiden, Nienke M. de Vries, Teus van Laar, Bastiaan R. Bloem

P26.09 **Intestinal biomarkers, microbiota composition, and genetic predisposition to inflammatory bowel disease as predictors of Parkinson's disease manifestation**
Zhi Chai, Yuxia Ouyang, Anketse Debebe, Mellissa Picker, Won-Jun Lee, Seth Fenton, Anouck Becker-Dorison, Kerstin Augustin-Emmerichs, Andreas Schwiertz, Susanne Weber, Frank Lammert, Jianzhong Hu, Gang Fang, Marcus Unger, Inga Peter

POSTERS – Session 1

Monday, May 25, 2026

DAY 1

Comprehensive Care: Palliative Care / Advanced Planning / End of Life Care

P19.01 **Collaborative development of evidence-informed end-of-life (EoL) care guide for Parkinson's disease (PD) in France: A first-of-its-kind initiative?**
Manon Auffret, Tilio Cognard

P19.04 **Impact of a home-based care model on the quality of life for bedridden Parkinson's patients in Ethiopia**
Tsion Terefe Yinesu

Comprehensive Care: Rehabilitation sciences (PT, OT, SLP)

P25.03 **Breaking the freeze: A novel intensive care model for Freezing of Gait**
Calli Hutchison, Jennifer Bazan-Wigle, Shelley Hockensmith

P25.05 **Exploring the intersections: Menstruation, Parkinson's Disease, and Occupational Therapy**
Divya Desai, Carlin Reaume

P25.06 **Effects of personalized versus fixed tactile cueing on daily-life walking in Parkinson's disease: A pilot study**
Carla Silva-Batista, William Liu, Pablo Burgos, Francesca Alcala, Fay Horak, Laurie King, Martina Mancini

P25.07 **Harmonica Parkinson's Project: Pilot study to see if the use of harmonica as an adjunct to Parkinsons specific speech therapy can aid in improving speech for persons with Parkinson's Disease**
Kevin Lockette, Terry Kennedy, Melvin Yee, George Webster Ross

P25.08 **SwallowFIT: Proactively buffering swallow decline in Parkinson's disease (PD)**
Giselle Carnaby, Tarah Breanne Rochester

P25.09 **The relationship between motor imagery capacity and functional and cognitive performance in patients with Parkinson's disease: preliminary findings**
Mete Ozgun, Beyza Dal koyuncuoglu

P25.10 **Outcomes of therapeutic group singing and semi-occluded vocal tract exercises for individuals with Parkinson's disease**
Sun Joo Lee

P25.11 **Stronger minds, shared spaces: cognitive-linguistic skills in Parkinson's disease and the role of University Clinics in rehabilitation**
Leire Escalada-Cebadero, Bernadine Gagnon, Jordan Wills, Gemma Moya-Galé

P25.12 **Automatic to intentional: Restoring voice and hope for people with Parkinson's through the SPEAK OUT!® therapy program**
Sarah Diesing

P25.13 **Long-term benefits of weekly group physiotherapy in slowing Parkinson's progression: A 12-month non-randomized controlled trial**
Erica Tardelli, Maria Elisa Pimentel Piemonte, Bruna Rosa, Pamela Igarashi, Cassia Dias

P25.14 **Apathy to action: Transforming adherence to home exercise programs**
Sarah Diesing

P25.15 **Growth of proactive rehabilitation for people with Parkinson's disease**
Kaley Brouwer, Monica Hendricksen, Kristen Hohl, Catherine Kestner, Benjamin Friedman, Miriam Rafferty

P25.16 **Co-designing solutions to create a smart speaker tool for speech and voice difficulties in Parkinson's disease**
Jodie Mills, Orla Duffy, Katy Pedlow, George Kernohan

P25.17 **Feasibility of using a digital platform to deliver speech and language therapy for Parkinson's – what do clinicians and service users think?**
Caroline Bartliff, Katie Webster, Sofia Nuttall, Andre Hallack, Dongli Li

P25.18 **Exercise training combined with virtual reality-based games can improve balance in Parkinson's disease**
Anjali Sivaramakrishnan, Alyssa Main, Okeanis Vaou, Jonathan Gelfond, Bradley Tragord, Daniel Corcos

Comprehensive Care: Self-management, empowerment, coping strategies

P23.03 **Turbocharged living: self-reflection and posttraumatic growth in Parkinson's disease**
Kelly Pu, Sneha Mantri

P23.04 **The SENSS (stress, exercise, nutrition, sleep, self-management) study: An integrated, personalized and stepped care lifestyle approach for people with Parkinson disease (randomized controlled trial)**
Ties J. Gaveel, Elbrich M. Postma, Bastiaan R. Bloem, Gert Manhoudt, Annemiek van der Wel, Annelien A. Duits, Nienke M. de Vries

P23.05 **EnhanceLife-PD: A co-designed online exercise self-management program for people with Parkinson's**
Allyson Flynn, Serene Paul, Lina Goh, Jeremey Horne, Colleen Canning, Natalie Allen

P23.07 **The space between: Addressing the needs of individuals at risk for neurodegenerative disease through the proactive brain health alliance**
Anissa Mitchell, Padma Mahant, Sarah Winter, Kelly Merkel

Comprehensive Care: Sexuality & Intimacy

P21.02 **ParkinSex: Intimacy support guide for people with Parkinson's**
Elvin Yao, Eloise Caggiano, Rosa Pena, Rebecca Gilbert

Living with Parkinson's: Advancing research : collaborations, fundraising, trials, campaigns

P46.01 **Patient representation in Parkinson research in The Netherlands**
Monique Bosman, Lea Hoogendoorn, Erik Jan Marinissen, Marjan Meinders

P46.03 **Co-production in action: Impact of integrating patients and public in trial design**
Georgia Mills, Kevin McFarthing, Michele Bartlett, Louise Atkinson, Eric Deeson, Jodie Forbes, Kate Hockey, Shafaq Hussain-Ali, Rick Lay, Saul Letourneau, Laurel Miller, Paul Morris, Katy O'Malley, Kuhan Pushparatnam, Carroll Siu, Sheila Wonnacott, Marie-Louise Zeissler

P46.04 **The iSupport-PD study – how I became involved in research and can make a difference as a care partner**
Susan Turton, Andrew McCarthy, Helen Cartner, Bryony Aspinall, Kate Greenwell, Annette Hand

P46.05 **The Parkinson's health equity in research and development community leaders board: Co-creating innovative solutions to drive inclusivity in clinical studies**
Kate Trenam, Bianca Green, Sharon Allison-Ottey, Paulina Gonzalez-Latapi, Kimberly J. Gamble, Hema Reilly, Maggie Kuhl, Evelyn Stevens, Nikul S. Bakshi

P46.07 **Empowering Parkinson's patients in Egypt: The journey of egyParkinson's supporting group toward integrated support, awareness, and equal access to care in resource-limited african sector.**
Myassar Amine, May Hosny, Farida Essam, Tasneem Naiem, Karim Ehab, Sara Ammar

P46.10 **Measuring what matters: integrating patient and community leader engagement to identify important concepts for people with Parkinson's**
Nicola Williamson, Isabelle Wilputte, Milton Biagioni, Helena Bradley, Sophie Wallace, Philippe Boccon-Gibod, Evelyn Stevens, Per Odin, Angelo Antonini, Aoife Lydon

POSTERS – Session 1
Monday, May 25, 2026

DAY 1

Living with Parkinson's: Government Advocacy/Campaigns/Public Policy

P44.01 **Living with Parkinson's in Argentina: Gaps and pending issues**
Lucia Wang

Living with Parkinson's: Living Well with PD

P45.01 **Date night and intimacy for couples living with Parkinsons**
Judith Sachs, Kelly Rees

P45.03 **Pick it up: Novel Parkinson's Community Exercise Program**
Vanessa Hinson, Nicole Cool, Cindi Day, Kevin Smuniewsky

P45.04 **Parkinson's voices**
Christian Lotz, Carol Enseki, Thomas Dean, Bebe McGarry, Susan March

P45.05 **Banner neuro wellness as a model of care for increased function and quality of life**
Annette Kluge, Kelli Cruz OTAS, Cassie Laughrey DPT, Janel Lopez RMA

P45.06 **Chi Flow with Jo: A live, global Qi Gong community reducing isolation and improving daily life with Parkinson's**
Joanne Faulkner, David Millard

P45.07 **ProParkinson SK: Building awareness and community for people with Parkinson's in Slovakia**
Jana Zubcakova, Peter Adamkovič, Michal Minar

P45.09 **The effects of mentorship programs on the overall quality of life of people with Parkinson's disease**
Therese Uthke, AnnaLisa Prawitt, Alisha Kleindel, Kylie Lombardi

P45.10 **Tremble Clefs: A person-centered approach to Parkinson's care through therapeutic group singing**
Sun Joo Lee

P45.11 **Harnessing HPLC-standardised Mucuna pruriens for sustainable symptom control in Parkinson's disease**
Max Tomlinson

P45.12 **Motivate PD: Developing a client-centered social self-management program for people with Parkinson's disease**
Ilana Silverstone

P45.13 **The Parkinsonlife Corporation ("pdLIFE": lifestyle, information, fitness, empowerment): Starting a 501(c)(3) nonprofit as a clinician**
Meredith Defranco, Joann Gallichio

P45.14 **Gratitude and outrageous goals as treatments for Parkinson's disease: A literature review and case illustration**
Sara Whittingham

P45.16 **Tango therapy project's adapted tango pilot program**
Carolyn Merritt

P45.17 **15 years, 15 lessons: The experience of living with Young-Onset Parkinson's**
Lucia Wang

P45.18 **Mimicking connection: a personal journey through communication loss, adaptive technologies, and reconnection in Parkinson's disease**
Hirofumi Noguchi, Yukiko Takata

P45.34 **Tellin' tales of Parkinson's: A pilot storytelling program for people with Parkinson's and care partners**
Eric E. Espinoza, Tekki Lomnicki, Kaley Brouwer, Miriam Rafferty, Benjamin Friedman

P45.35 **A neurologist with PD; perspectives and observations as a PwP and physician**
David Blacker

POSTERS – Session 1

Monday, May 25, 2026

DAY 1

Living with Parkinson's: Other

P47.01 **Understanding sensory deficit in Parkinson's – "I don't have a speech problem. My wife has a hearing problem!"**
Hilary Byatt

Living with Parkinson's: Public Education or Awareness Programs

P43.01 **The Parkinson's buddy program: a collaborative model to foster medical education and community empowerment**
Eric Richardson, Erika Ganong

P43.02 **Redefining strength: A young professor's journey with Parkinson's disease in Nepal**
Sanjib Mani Regmi

P43.03 **Cures collective perspective: uncovering shared pathways across neurodegenerative diseases**
Larry Gifford

P43.04 **Beyond the Tremors: How young onset Parkinson's reshaped my identity and purpose through resilience and transformation**
Imran Merchant

P43.06 **Challenges when creating an AI explainer platform for Parkinson's Disease – Lessons learned during 18 months of ParkiBot.com**
Dan Freedman

P43.07 **Living with Parkinson's: a virtual reality simulation for awareness and understanding**
Henry Lewis

P43.08 **Fahr's disease: where are we at with this parkinsonism?**
Adam Tate

P43.09 **Neuroplasticity in action: A youth-led table tennis initiative driving neuroplasticity, recovery, and quality of life in Parkinson's and brain health communities**
Tanvi Desai, Aarav Desai

P43.10 **The Resolve Band: From INTENT and Perseverance to Capitol Hill**
Gary Gosselin

P43.11 **Vibrar com Parkinson: education, awareness, and aupport for the brazilian community**
Danielle Alves Lanzer, Marcelo Almeida Nobile, Fabio André Becco Manffra, Ellen Cristyanne Costa, Fulviany Cristina Lazari Costa, Sandra Elisa Muncinelli, Sandra Chagas, Viviane Cardoso, Cristina Teixeira, Renato Marques da Silva, Manoel Francisco Madeira Ianzer, Andrea Lima Pardini, Daniel Boari

P43.12 **Turning diagnosis Into a global message of resilience**
Tyaisha Blount Dillon

P43.17 **A grassroots model for living well: Ten years of the ambassador leadership program**
Sara Linn, Everett Graves-Swinney, Nadia Guinart

P43.19 **Optimizing Parkinson's care: empowering people with Parkinson's before, during and between appointments**
Emily Buetow, Kim Nitz

P43.24 **Evolving insights: Understanding the information and program preferences of the Parkinson's community (2022–2025)**
Elvin Yao, Rosa Pena, Anushka Shiell, Rebecca Gilbert

P43.30 **Participatory activities engaging people living with Parkinson in the area of the Vall d'Hebron Research Institute and University Hospital in Spain**
Sara Mas, Silvia Enriquez, Alba Janer, Laura Teixidó, David Prades, Victor Royo, Imma Hernández, Anna Santamaria, Ariadna Laguna

POSTERS – Session 1

Monday, May 25, 2026

DAY 1

Late-Breaking

LBP01.01 **Juvenile manganese exposure potentiates dopaminergic neurodegeneration resulting from encephalitic arbovirus infection via astrocyte-mediated inflammatory signaling**
Adam Schuller, Aidan Briggs, Megan Hager, Abigail Bibb, Omar Yanouri, Collin Bantle, Ronald Tjalkens

LBP04.01 **Superoxide sentinel hypothesis of how mitochondria are selected for mitophagy**
William Curtis, Patrick Bradshaw, **William Seeds**

LBP06.01 **Strain-specific α-Synuclein effects on brain function and pathology in non-human primates**
Romina Aron Badin, Audrey Fayard, Alexis Fenyi, Sonia Lavisse, Olivier Barret, Yann Bramoulle, Sophie Lecourtois, Christophe Jouy, Martine Guillermier, Caroline Jan, Pauline Gipchtein, Nardin Basha, Benjamin Dehay, Erwan Bezard, Ronald Melki, Philippe Hantraye

LBP06.02 **Early parkinsonian features in mice following transient rotenone exposure: gut-brain pathology and subclinical motor deficits**
Sharmelee Selvaraji, Jasmine Mosberger, Karen Pang, Rajib Mondal, Yeji Kim, Gari L. Eberly, Polina Anikeeva

LBP06.03 **Validation of submandibular gland tissue DEGs identified in patients with Parkinson's disease using a mouse model**
Ko-Eun Choi

LBP06.05 **Assessing the impact of environmental exposures on the gut microbiome using high resolution functional metagenomics in Parkinson's disease models**
Man Kumar Tamang, Divya Mondhe, Sunil Srivastav, Alex Lehn, John O'Sullivan, Rob Adam, Richard Gordon

LBP07.02 **PFF-induced Lewy-like pathology drives executive dysfunction and bidirectional changes in prefrontal cortical excitability**
Ignacio Gallardo, Nicole Chambers, Jessica Reinhardt, Michael Millett, Barbara Balsamo, Dominic Hall, Priya Majethia, Camille Preston, Mark Moehle

LBP09.01 **Translational development of rational cannabinoid combinations for Parkinson's disease: Preclinical dopaminergic modulation supporting first-in-human advancement**
Shimon Lecht, Tatiana Zvagelsky, Noy Eretz-Kdosha

LBP12.02 **Creating a striatal-midbrain organoid model for Parkinson's disease drug testing via a gradient-producing device**
Rebecca Hartman, Michael Carlone, Yubing Sun

LBP12.03 **Modeling alpha-synuclein aggregation-induced toxicity in iPSC-derived A9 dopaminergic neurons identifies lysosomal dysfunction as a key modifier of synucleinopathy**
Claire Jeong, Ai Zhang, Baris Bingol

LBP14.01 **The effects of community-based adaptive exercise on the physical functioning of people with Parkinson's disease**
Lisa Davenport, Christopher Tolleson, Zach Guza, Yuliya Nemykina, Jennifer Ferris

LBP16.01 **Narratives of ambiguous loss, anticipatory grief and health literacy needs among female informal caregivers of patients with Parkinson's disease in Peru**
Jorge Borja Chavez

LBP17.02 **Self-image is differentially affected by menopause stage and disease duration in women with Parkinson's disease: Results from the large-scale female health and home life survey**
Soania Mathur, Aleksandra V Zelatis, Kristi La Monica, Kat Hill, Deyran Paredes, Monica Korell, Caroline M Tanner, Helen Matthews, Roberta Marongiu

LBP20.01 **Cultural adaptations and global equity in speech-language pathology: A feasibility project from Kenya**
Cynthia Fox, **Angela Halpern**, Emma Shah, Fiona Robinson, Poonam Shah, Jinagna Shah

LBP24.01 **Patient-centered interprofessional education program for older qdults with Parkinson's disease**
Renee Heitner, Greta Mah, Joyce Tang, Olivia Marinelli, Samer Maher

LBP24.02 **RCT to evaluate a group program to reduce freezing of gait & falls for older adults with Parkinson's disease**
Renee Heitner, Greta Mah, Olivia Marinelli, Rowena Erb, Cynthia Cheng, Joyce Tang

LBP25.01 **Longitudinal effects of dysarthria treatment for Parkinson's disease: 7 years of SPEAK OUT! therapy**
Brett Myers, Russell De Jesus, Emma Davis

POSTERS – Session 1

Monday, May 25, 2026

DAY 1

LBP25.04 **A community-based therapeutic choir intervention for Parkinson's disease: Longitudinal rehabilitation outcomes in Brasília, Brazil**
Maria Clotilde Henriques Tavares, Márcia Resende Pinheiro, Eduardo Dias Carvalho, Roberto Low, Marcelo Lobo, Camila Wells Damato Marcelino, Felipe Mendonça

LBP27.01 **Episodes of motor and non-motor response fluctuations (OFF episodes) in people with Parkinson disease: A targeted qualitative literature review and preliminary patient-centric conceptual model**
Astrid Scheschonka, Petra Schwingenschuh, Diego Santos García, Javier Pagonabarraga Mora, Janika Drews, Claudia Ringel

LBP27.02 **Understanding Parkinson's disease heterogeneity through patients' voice: A data-driven clustering of the Parkinson's disease patient report of problems (PD-PROP)**
Seyed-Mohammad (Sam) Fereshtehnejad, Tiago Mestre, Connie Marras

LBP29.02 **Causal inference and multi-omic integration to reveal therapeutic target opportunities in Parkinson's disease**
Daniel McCartney, Lily Andrews, Alex Southgate, Cristi Guijarro, **Richard Wyse**, Christopher Foley, Zhana Kuncheva

LBP36.01 **Robot-assisted Transplantation of hypoimmune iPSC derived dopaminergic progenitor cells for PRKN associated early-onset Parkinson's disease: A case report**
Jifeng Guo, Jiong Shi, Junying Yu, Lingyan Yao, Luyan Jiao, Ying Zhang, Ruobin Qian, Chao Han

LBP37.01 **From genes to virtual brain: defining the pathogenic mechanisms promoting alfa-synuclein seeding and spreading in Parkinson's disease (SYNchronPD)**
Silvia Paola Caminiti, Micol Avenali, Sara Belloli, Arianna Bellucci, Maria Mancini, Chiara Meneghini, Rosa Maria Moresco, Anna Pichiecchio, Antonio Pisani, Valentina Serpieri, Valentina Straniero, Cristina Tassorelli, Sergio Todde, Enza Maria Valente, Ermanno Valoti

LBP37.02 **Comparison of blood dopamine levels in idiopathic Parkinson's disease patients treated with levodopa-carbidopa-entacapone versus levodopa-benserazide**
Osman Korucu, Sedat Özdemir, Gülsüm Feyza Türkeş, Volkan Savıcı, Emine Emektar

LBP37.03 **Case studies of the use of photobiomodulation therapy for 7 years: Patient commitment to a long-term therapy for Parkinson's disease**
Brian Bicknell, **Ann Liebert**, Orla Hares, Hosen Kiat, Geoffrey Herkes

LBP37.04 **STEM-PD: An open-label phase I/II trial of transplanted human pluripotent stem cell-derived dopaminergic progenitor cells in Parkinson's disease**
Roger Barker, Hjalmar Bjartmarz, Agnete Kirkeby, Jenny Nelander, Reuben Smith, Saeed Kayhanian, Amy Evans, Bronwen Harry, Emma Cutting, Shaline Fazal, Nick Lao-Kaim, Trinette Van Vliet, Susann Ullén, Irena Grubor, Oskar Hansson, Paola Piccini, Olle Lindvall, Anders Bjorklund, Hakan Widner, Malin Parmar, Gesine Paul

LBP39.01 **Exploring real-world medication adherence in people with Parkinson's using medication reminder technology**
Emma Packer, Javad Sarvestan, Philip Brown, Heather Hunter, Alan Smalley, Omar Brugna, Vita Lanfranchi, Lynn Rochester, Alison J Yarnall, Lisa Alcock, Marloes Peeters, Silvia Del Din

LBP39.02 **Automated levodopa dose individualization in Parkinson's disease**
Federico Pavone, Tristan Fauvel, Titouan Guillou, Pau Redon-Munoz, **Chloe Geoffroy**

LBP40.02 **Automated imaging differentiation for parkinsonism (AIDP): Does reducing number of directions impact performance?**
Freydell Espinoza, Rob Chen, Wei-en Wang, Jesse DeSimone, Michael Okun, Angelos Barmpoutis, David Vaillancourt

LBP42.01 **Slow SPEED NL interim update: Early recruitment and baseline data from an ongoing remote exercise trial in prodromal Parkinson's disease**
Thomas H. Oosterhof, Viktoria Azoidou, Eva M. Prins, Bastiaan R. Bloem, Ruth B. Schneider, Alastair J. Noyce, Sirwan K.L. Darweesh

POSTERS – Session 2

Tuesday, May 26, 2026

DAY 2

11:30 AM – 1:30 PM | Exhibit Hall DE

Presenters of featured posters listed below will be present over lunch to discuss their work.

Basic Sciences: Etiology, genetics, epidemiology, and toxicants

P01.09 **Intestinal inflammation and LRRK2 R1441C mutation synergize with age to promote neurodegeneration in a mouse model of disease**
Andrea Merchak, Cassandra Cole, Nilay Bhavsar, Noelle Neighbarger, Rebecca Wallings, Valerie Joers, MacKenzie Bolen, Julian Mark, Malú Tansey

P01.10 **Validating novel therapeutic strategies and medical countermeasure for Parkinson's disease linked to chemical exposures**
Rachel Lane, Yara Abosnwber, Vamshi Billakanti, Sunil Srivastav, Tony Reid, W.L. Fitch, Scott Caroen, Bryan Oronsky, Richard Gordon

P01.11 Validating the neuroprotective potential of RRx-001 in chemically induced neurodegeneration in Parkinson's disease
Rachel Lane, Yara Abosnwber, Vamshi Billakanti, Sunil Srivastav, Tony Reid, W.L. Fitch, Scott Caroen, Bryan Oronsky, Richard Gordon

P01.12 **Amygdala gene expression changes are associated with olfactory dysfunction, depression and neuropsychiatric symptoms**
Cecilia Tremblay, Gabriella Frosi, Sidra Aslam, Jessica Walker, Anthony Intorcia, Parichita Choudhury, Charles Adler, Holly Shill, Erika Driver-Dunckley, Shyamal Mehta, Christine Belden, Alireza Atri, Mahsa Dadar, Thomas Beach, Yashar Zeighami, Geidy Serrano

P01.13 **Is jaw deviation a potential risk factor for Parkinson's disease?**
Patrick Benavoli

P01.14 **Association between Graves' disease and Parkinson's disease: A systematic review and meta-analysis**
Jamir Pitton Rissardo, Ana Leticia Fornari Caprara

P01.15 **Autoimmunity meets neurodegeneration: Is systemic lupus erythematosus protective against Parkinson's disease?**
Jamir Pitton Rissardo, Ana Leticia Fornari Caprara

Basic Sciences: Animal models of Parkinson's and Parkinsonism

P06.08 **Early vagal dysfunction and sex-specific differences in the pink1-/- rat model of Parkinson disease**
Maryann Krasko, Denis Michael Rudisch, **Michelle Ciucci**

P06.09 **Differential autonomic nervous system involvement in brain-first versus gut-first Parkinson's disease models**
Kristina B. Christensen, Vasileios Theologidis, Caroline C Real, Ida H Klæstrup, Mie K Just, Hjalte Gram, Katrine B Andersen, Anushree Krishnamurthy, Jacob Horsager, Aage KO Alstrup, Marina Romero-Ramos, Poul Henning Jensen, Jens R Nyengaard, Per Borghammer, Nathalie Van Den Berge

P06.10 **Vagal asymmetry reflects disease onset site in Parkinson's disease: evidence from rat models**
Nina Naumann, Vasileios Theologidis, Caroline C Real, Ida H Klæstrup, Mie K Just, Hjalte Gram, Katrine Andersen, Anushree Krishnamurthy, Jacob Horsager, Aage KO Alstrup, Marina Romero-Ramos, Poul Henning Jensen, Jens R Nyengaard, Per Borghammer, Nathalie Van Den Berge

P06.11 **Unraveling sex differences in Parkinson's disease neuroplasticity**
Henri Xhukellari, Joyee Mandal, Sabina Marciano, Roberta Marongiu

P06.12 **Weak striatal Dopamine response and 6-OHDA lesion are associated with reduced string-pulling velocity in a novel fine motor task**
Matthew Schmit, Rodica Carau, Audrey White, Aryan Malik, Yana Surtchev, Viviana Pederson, Asier Aristieta, Mitchell Bartlett, Torsten Falk, Stephen Cowen

POSTERS – Session 2

Tuesday, May 26, 2026

DAY 2

P06.18 **A potent small molecule LRRK2 kinase inhibitor for Parkinson's disease**
Yihang Li, Sylviane Boularand, Madeleine Coimbra, Stephanie Deprets, Marie-Carmen Obinu, Stephane Hourcade, Valérie Glenat, Olivier Duguey, Dorothee Tamarelle, Magalie Pardon, Philipe Dugay, Malika Yajid, Philippe Vequaud, Athanasios Karapetsas, Dario Alessi, Valerie Boutet, Thierry Gury, Jean-Luc Zachayus, Corinne Célinain, Catherine Déon, Elisabeth Genet, Nicolas Moindrot, Mati Lopez-Grancha, Sebastien Roudieres, Ming Sum Ruby Chiang, Hyejung Park, Laurent Dubios, Rajaraman Krishnan, Sergio Pablo Sardi, Can Kayatekin

P06.19 **Tongue exercise partially restores Parkinson disease-related neuromuscular pathology in Pink1-/- rats**
Denis Michael Rudisch, Charlie Lunaris, Alex F. Nisbet, John A. Russell, Tiffany J. Glass, Michelle R. Ciucci

Basic Sciences: Brain physiology, electrophysiology and circuitry

P07.01 **Mechanism-based mid-cerebellar rTMS can improve gait dysfunction in patients with Parkinson's disease**
Rezwanul Akter Pallab, Matthew Leedom, Arun Singh

P07.02 **Mechanism and therapeutic potential of cerebellar stimulation in Levodopa-induced dyskinesia**
Marie Sarraudy, Daniela Popa

P07.03 **Involvement of the direct subthalamic nucleus – M1 cortex pathway in parkinsonian motor and nociceptive i mpairments**
Elba Molpeceres

Basic Sciences: Dopamine, receptors and other neurotransmitters

P08.01 **LRRK2 interactions with endocytosis proteins and their potential involvement in Parkinson's disease mechanisms**
Quentin Broyant, Antonio Jesús Lara Ordóñez, Margaux Morez, Maxime Liberelle, Jean-Marc Taymans

Basic Sciences: Genetic and other Cellular Models of Parkinson's, including iPSCs

P12.01 **Associations of Alzheimer's disease and amyloid-related polygenic risk scores with dementia in Parkinson's disease**
Sun Ju Chung, Sungyang Jo, Ji-Hye Oh, Jihyun Lee, Chang Ohk Sung

P12.02 **Probing mechanisms of sporadic Parkinson's disease in human iPSC-derived dopamine neurons**
Lalitha Madhavan, Kelsey Bernard, Mandi Corenblum, Paula Tonino, Paul Langlais

P12.07 **Early alpha-synuclein aggregation and transcriptional alterations in iPSC-derived midbrain spheroids from Parkinson's disease individuals carrying the SNCA p.A53T mutation**
Arianna Colini Baldeschi, Elpida Tsika, Sylvain Pautet, Francesca Capotosti, Laurent Roybon

Basic Sciences: Mitochondria, Oxidative Stress

P04.04 **Human induced pluripotent stem cell-derived neural progenitor cells as a disease-relevant model for the screening of mitochondrial-focused therapeutic approaches in Parkinson's disease**
Giulia Pedrotti, Valentina Gilmozzi, Ingrid Battistella, Martin Lang, Peter P. Pramstaller, Andrew A. Hicks, Irene Pichler

Basic Sciences: Neuroinflammation & Immune systems

P10.03 **15-Lipoxygenase regulates Parkinson's disease associated lipid peroxidation and inflammatory processes in Microglia in vitro and in vivo**
Sean A. Pintchovski, Atossa Shaltouki, Laura Mahoney-Sánchez, Wesley Sun, Sandra Castro, Kyle Farmer, Andrei Konradi, Emily M. Rocha, William D. Shrader, Sonia Gandhi, J. Timothy Greenamyre

P10.04 **Lipid droplet accumulation mediated by Acsl1 is DRP1 dependent**
Said Salehe, Rebecca Fan, Yanhao Lai, Yan Jin, Haiwei Gu, Kim Tieu

POSTERS – Session 2
Tuesday, May 26, 2026

DAY 2

P10.07 **Validating a novel negative regulator of inflammasome activation to drive resolution of inflammation in Parkinson's disease**
Aishwarya Mary Johnson, Katherine Roper, John O'Sullivan, Robert Adam, Alex Lehn, Richard Gordon

P10.08 **Gut-microbial dysbiosis in an Australian cohort of patients with Parkinson's disease**
Divya Onkar Mondhe, Jessika Suescan, Katherin E Roper, Nanthani Jayabalan, Zizheng Xian, Robert J Adams, Anumantha Kanthasamy, John O Sullivan, Alexander C Lehn, Richard Gordon

P10.10 **Using multimodal immune markers to predict cognitive impairment and disease severity in a longitudinal study of Parkinson's disease**
Alex Friend, Alexander Peattie, Kirsten Scott, Marta Camacho, Tim Fryer, Antonina Kouli, Lakmini Kahanawita, Young Hong, Caroline Williams-Gray

P10.12 **Colonic LRRK2 expression is increased in Crohn's disease but not in Parkinson's disease and idiopathic RBD**
Johannes van der Haas, Loïc Sellier-Montaigne, Adrien de Guilhem de Lataillade, Tony Durand, Malvyne Rolli-Derkinderen, Laurène Leclair-Visonneau, Pascal Derkinderen

P10.13 **Microglial cannabinoid receptor 2 influences alpha-synuclein clearance**
Marcelo Pachicano, Sol Reyes, Kelly B Menees, Moutaz Bellah Mohamed, Noelle K Neighbarger, Fredric P Manfredsson, Ivette M Sandoval, Valerie Joers

Basic Sciences: Neuropharmacology

P09.04 **A novel small molecule gcase activator for Parkinson's disease: Mechanistic insight and broad disease-modifying potential**
Soyoung Lee, Jongsil Park

P09.05 **Dissecting functional connectivity changes in Parkinson's disease and L-DOPA-induced dyskinesia**
Demetra Ballardin, Louis Barthe, Zsolt Lenkei, Heike Rebholz

P09.06 **Spleen Tyrosine Kinase is a druggable therapeutic target in Parkinson's disease**
Aishwarya Mary Johnson, Katherina Hanton, Natalie Groves, John O'Sullivan, Nanthini Jayabalan, Richard Gordon

Basic Sciences: Neuroprotection, trophic factors and regenerative approaches

P02.01 **Validating a neuroprotective medical countermeasure against chemical toxicant induced neurodegeneration in Parkinson's disease**
Sunil Srivastav, Rachel Lane Strazdins, Yara Abosnwber, Vamshi Billakanti, Scott Caroen, Bryan Oronsky, Richard Gordon

P02.02 **Optimizing Parkinson's therapy: impact of RIT2 and PLXNC1 on the viability and connectivity of human ESC derived dopamine neuron grafts**
Louis Baillot, Julia Obergasteiger, Tiago Cardoso, Sothary Ly, Béatrice Morin, Thomas Durcan, Valerie Watters, Samer Hussein, Martin Lévesque

Basic Sciences: Pathology

P05.02 **Heterozygous DRP1-knockout reduces α-synuclein pathology and neuroinflammation in vivo**
Harry Brown, Yanhao Lai, Rebecca Fan, Said Salehe, Kim Tieu

P05.03 **Clinical and neuropathological features of amygdala-predominant Lewy body disease: insights from a brain bank cohort**
Natasja Deshayes, Zilan Ayhan, Sanne Vermorgen, Nina Fransen, Ain Kim, Netherlands Brain Bank, Laura Jonkman, Henk Berendse, Evelien Lemstra, Annemieke Rozemuller, Gabor Kovacs, Wilma van de Berg

P05.04 **Deciphering the role of heparan sulfate in the glymphatic clearance of α-synuclein aggregates**
Patricia Aguilar-Calvo, Saumya Digraskar, Hailey Houson, Piyali Das, Ryan Bash, Rodrigo Guimaraes Queiroz, Emily Helman, Shanon Samuel, Laura Volpicelli-Daley, Suzanne Lapi, Anna Sorace

P05.05 **Bacteria extracellular vesicles as drivers contributing to gut and brain pathology in Parkinson's disease**
Arthur Souto, Ana Gámez-Valero, Eduarda Nachtigall, Marta Martínez-Vicente, Jorge Hernández-Vara, Miquel Vila, Eulàlia Martí, Ariadna Laguna

P05.06 **Heparan sulfate accelerates α-synuclein pathology in mice**
Saumya Digraskar, Ryan Bash, Piyali Das, Jaewon Huh, Mihit Sai Garlanka, Jeffrey Esko, Rita Cowell, Laura Volpicelli-Daley, Patricia Aguilar-Calvo

P05.07 **Nucleocytoplasmic transport deficits are associated with Lewy body pathology in Parkinson's disease**
Tim Moors, Melissa Rieder, Wilma D.J. van de Berg

Basic Sciences: Prevention, neuroprotection and neuroplasticity

P11.06 **Astrocyte function in Parkinson's disease: targeting EAAT2 to normalize extracellular glutamate**
Veronica Giusti, Ilaria Zanon, Gurkirat Kaur, Salvatore Novello, Pawel Zolnierczyk, Henk de Wilde

Basic Sciences: Protein misfolding, aggregation and handling

P03.05 **Oligomerization differences in alpha-synuclein in intact nigrostriatal pathway: an insight into axonal vulnerability**
Janiece Vancil, Michael Salvatore

Clinical Sciences: Diagnosis (differential, accuracy)

P32.01 **The Tasmania-London (TASLON) protocol to detect prodromal Parkinson's in the community using home-based sleep studies**
Samantha Bramich, Alastair J Noyce, Anna E King, Sean Higgins, Cristina Simonet, Aidan Bindoff, Sharon L Naismith, James C Vickers, Laura Laura Pérez-Carbonell, Jane Alty

P32.03 **PREDIGT-PD toolkit: A self-administered screening tool to identify individuals with Parkinson's**
Juan Li, Kelsey Grimes, Joseph Saade, Nadine Mauri, Andrew Frank, Julianna Tomlinson, Douglas Manuel, Michael Schlossmacher

P32.04 **Biosignatures to distinguish MSA from PD**
Roy Freeman, Todd Levine, Bailey Bellaire, Christopher Gibbons

P32.05 **Skin biopsy detection of phosphorylated alpha-synuclein demonstrates clinical utility in an outpatient neurological practice**
Todd Levine, Roy Freeman, Nicole Murray, Alexandria Swanson, Colin Gibbons, Jason Crowell, Justin Phillips, Sarrah Marcotte, Jourdan Parent, Manuel Duval, Christopher Gibbons

Clinical Sciences: Clinical trials: design, outcomes, recruiting etc.

P37.05 **Participant perspectives in clinical study design: insights from the ATLANTIS Phase II study of glovadalen in advanced Parkinson's disease**
Isabelle Wilputte, Milton Biagioni, Tina Bornemann, Samantha J. Leach

P37.07 **Effect of elevation training mask on swallowing function in individuals with Parkinson's disease**
Yael Manor, Yuval Nachalon, Dina Shpunt, Anat Zait, Yael Ostreicher-Kedem, Liav Hayat, Yarden Ashkenazi, Noga Nativ-Zeltzer, Peter C. Belafsky, Gadi Maayan Eshed, Tanya Gurevich

P37.11 **A 10-year review of Parkinson's disease drugs in the clinical trial pipeline: 2015 – 2024**
Susan Buff, Aleksandra Pilcicka, Kenneth Pitzer, Kevin McFarthing, Brian Fiske, Simon Stott

POSTERS – Session 2

Tuesday, May 26, 2026

DAY 2

P37.15 **Remote gait-training intervention is safe, feasible, and effective for improving freezing of gait in Parkinson's disease: A randomized controlled trial**
Paloma Rodrigues Silva, Gabriel Venas Santos, Isaíra Almeida Pereira Silva Nascimento, Larissa Bitarães Rodrigues Santos, Kátia Cirilo Costa Nóbrega, Nathalia Brito Pereira, Thayane Habache Barolli, Julya Morais Garcia, Bruna Hiromi Tateyama Silva, Karina Yumi Tashima Honda, Maria Elisa Pimentel Piemonte

P37.16 **Mental practice combined with physical practice to reduce freezing of gait in Parkinson's disease: Protocol for a randomized controlled clinical trial**
Paloma Rodrigues Silva, Gabriel Venas Santos, Heloisa Pereira Santos, Fernanda Marino Semeraro, Maria Elisa Pimentel Piemonte

P37.17 **Improved early morning motor symptoms and motor stability with Foslevodopa/Foscarbidopa vs oral therapy in people with advanced Parkinson's disease: Indirect comparison of a Phase 3 Clinical Trial vs a Prospective Observational Study**
David G Standaert, Justyna Sarna, Fabienne Ory-Magne, Drew S Kern, Oriol de Fabregues, Luc Defebvre, Tomoko Oeda, Delaram Safarpour, Ashwini Parab, Inyoung Lee, Connie H Yan, Siting Wang, Koray Onuk, Pavnit Kukreja, Lars Bergmann, Victor SC Fung

P37.18 **Translating digital mobility outcomes into clinical trials and regulatory practice: Qualitative insights in Parkinson's**
Alison Yarnall, Marie-Louise Zeissler, Mia Tackney, Lisa Alcock, Hugo Hiden, David Singleton, Isabel Neatrour, Lou Sutcliffe, Georgia Mills, Christine Girges, Cristina Gonzalez-Robles, Alastair Noyce, Ashwani Jha, Christian Lambert, Kate Hockey, Michèle Bartlett, Michele T. Hu, Shlomi Haar, Lily Brennan, Claire Murphy, Anette Schrag, James Carpenter, Thomas Foltynie, Silvia Del Din, Lynn Rochester, Camille Carroll

P37.19 **Sustained effect of prasinezumab on Parkinson's disease motor progression in the open-label extension of the PASADENA trial, 5-year update**
Gennaro Pagano, Adriana Reyes, Fabiana Gullotta, Annabelle Monnet, Tanya Simuni, Ronald Postuma, Nicola Pavese, Fabrizio Stocchi, Kathrin Brockman, Patrik Brundin, Ken Marek, Geoffrey A. Kerchner, Tania Nikolcheva

P37.21 **Patient partners in research: A cornerstone of the NS-PARK MASTER Trial Platform in France**
Patricia François, Yoann Joyeux, Nathalie Zanon, Severine Bouet, Elysabeth Conti, Nathalie Daniel, Jean-Louis Dufloux, Isabelle Conrad-Bruat, Joël Couchouron, Jean-Christophe Corvol, David Devos, Wassilios Meissner, Raphaël Porcher, Olivier Rascol, Sophie Liot, Marie Fuzzati, Chirine Katrib

P37.22 **Positive satisfaction with remote digital monitoring is related to monitoring adherence in the PADOVA study in people with early-stage PD**
Bernhard Fehlmann, Kirsten Taylor, Stefan Lambrecht, Damian Kwasny, Gennaro Pagano, Nathalie Pross, Tania Nikolcheva, Alexia Dallemand, Michael Lindemann, Florian Lipsmeier, Werner Popp

P37.23 **PD GENEration Sub-Studies: The next step to engaging people with Parkinson's disease in research**
Nicola Bothwick, Ignacio Azcarate, Lark Caboy, Margaret Caulfield, Rebeca De Leon, Allison Dilliott, Megan Dini, Megan Finke, Melissa Nicewaner, Joshua Ruffner, Addison Yake, Anny Coral-Zambrano, Cornelis Blauwendraat, Andrew Singleton, James C. Beck, Roy N. Alcalay, Kamalini Ghosh Galvelis

P37.24 **The PRISMS Clinical Trial: Can targeting the immune system prevent Parkinson's disease?**
Jesse M Cedarbaum, Vijaya L Reddy, Le Zhang, Yoshiaki Yasumizu, M. Elizabeth Deerhake, NIck Buitrago-Pocasangre, Samantha Esposito, Amine Benykoub, Kara Mead, Sapna Patel, John P Seibyl, Yuan Huang, Brian B Koo, David A Hafler

P37.26 **Levodopa initiation or dose modifications in TEMPO-4, a 58-Week Open-Label Trial of Tavapadon in people with Parkinson's disease**
William Ondo, Meredith Rollins Hatcher, Michael Soileau, Jim Eubanks, Tracy Nicholson, Rohit Dhall

P37.27 **Evaluation of daytime sleepiness with Tavapadon in people with Parkinson's disease**
Rajesh Pahwa, Zoltan Mari, William Ondo, Linda Harmer, Amber Lind, Robert A. Hauser

P37.28 **Impact of Tavapadon on motor function in people with Parkinson's disease**
Elena Moro, Daniel Burdick, Linda Harmer, Jim Eubanks

P37.29 **Impact of Tavapadon on tremor in people with Parkinson's disease**
Diego Torres-Russotto, Linda Harmer, Tracy Nicholson, Perminder Bhatia

P37.30 Risk-based quality management approaches to support data quality in a registry trial
Daniel Zuckerman, Victoria Crawford, Sarah Lawrence, Yun Lu, Megan Dini, Kamalini Ghosh Galvelis

P37.32 **Addressing the missing voice in Parkinson's disease research and clinical trials: the Critical Path Institute Global Evidence in Medicine (GEM-PD) initiative**
Diane Stephenson, Jamie Adams, Claire Bale, Michele Bartlett, Ragasudha Botta, Roberta Brinton, Kathrin Brockman, Laura Carrillo, Cheryl Coon, Sue Dubman, Stanley Durrleman, Richelle Flannagan, Jennifer Goldman, Bola Grace, Derek Hill, Michele Hu, Shafaq Hussain-Ali, Catherine Kopil, Claire Lehman, Soania Mathur, Helen Matthews, Martijn Muller, Klaus Romero, Tanya Simuni, Indira Subramanian, Caroline Tanner, Sarah Zenner-Dolan

Clinical Sciences: Cognition / Mood / Behavioral Disorders

P30.03 **Vagus nerve stimulation to improve quality of life and reduce stigma in individuals with Parkinson's disease: A pilot study**
Linda Denney, Baljeet Gill, Callahan Ulven, Adam Susic, Carmen Meakin, Rylee Anderson, Sierra Hakanson, Ambriel Cooley, Laura Safa

P30.04 **Impact of rhythm on speech production in Parkinson's disease**
Jules Fumel, Paolo Mairano, Laurent Ott, David Devos, Caroline Moreau, Anahita Basirat

Clinical Sciences: Digital health, E-health and technology

P39.12 **SMaRT-PD: A clinical decision support system for Parkinson's management**
Precious Onyeachu, Katie Bounsall, Camille Carroll, Edward Meinert

P39.13 **Effects of visual input, surface compliance, and dual-tasking on postural stability in Parkinson's disease**
Chaerin Hong, Soubhagya Nayak, Jordan Barajas, Daniel Peterson, Hyunglae Lee

P39.14 **The effect of robotic apparel on freezing of gait in personalized hotspots**
Sara Zoeller, Teresa Baker, Christina Lee, Chih-Kang Chang, Sukirat Bhullar, Andrew Chin, Nicole Eklund, Kaymie Shiozawa, Matthias Jammot, Marie Saint-Hilaire, Franchino Porciuncula, Lou Awad, Conor Walsh, Terry Ellis

P39.15 **Provoking freezing of gait through 'personalized hotpots' in people with Parkinson disease**
Teresa Baker, Sara Zoeller, Franchino Porciuncula, Christina Lee, Chih-Kang Chang, Sukirat Bhullar, Andrew Chin, Nicole Eklund, Marie Saint-Hilaire, Lou Awad, Conor Walsh, Terry Ellis

P39.16 **Passive, week-long lumbar accelerometry reveals motor and behavioral signatures associated with high risk for Parkinson's disease and clinical progression**
Aviv Ziv, Noa Levanon, Avner Thaler, Jeff Hausdorff, Anat Mirelman

P39.17 **Real-world digital mobility signatures distinguish multiple system atrophy from Parkinson's**
Alison Yarnall, Cameron Kirk, Christine Girges, Nirosen Vijiaratnam, Grace Auld, Rachel McComish, Kashfia Chowdhury, Alexa King, Heiko Gassner, Thomas Foltynie, Silvia Del Din, Lynn Rochester

P39.19 **Effect of a step-triggered auditory feedback system on severe freezing of gait in Parkinson's disease: A case report**
Makoto Sawada, Tomoya Nakamura, Harukaze Yatsugi, Yuki Uno

P39.20 **Remote monitoring of motor signs in the PADOVA phase IIb study of prasinezumab: the role of the practically-defined OFF state**
Kirsten Taylor, Stefan Lambrecht, Marzia Scelsi, Nathalie Pross, Annabelle Monnet, Kustermann Thomas, Yulia Gazizova, Florian Lipsmeier, Michael Lindemann, Gennaro Pagano, Werner Popp, Tania Nikolcheva

P39.21 **Tracking symptoms and medications in women with Parkinson's disease**
Sarah Moore, Lucy Collins Stack, Richelle Flanagan, Rene Reinbacher, Aonghus Lavelle, Aideen Sullivan, Aideen Sullivan

P39.27 **Continuous remote monitoring of Parkinson's disease using smartwatch**
Alexander Ksendzovsky, Gregory T. Busch

P39.30 **PD Diary by MDS: a new patient-centered digital tool to capture the impact of Parkinson's disease**
Pablo Rábano-Suárez, Mariana Hernández González Monje, Joaquin Vizcarra, Serene Paul, Sabela Avion, Michael Morse, Matej Skorvanek, Michelle HS Tosin, Rebecca LM Fuller, Travis H Turner, Marieke CJ Dekker, Deborah A Hall, Ken Bergmann, Jesse M Cedarbaum, Walter Maetzler, Alberto J Espay, Pablo Martinez-Martin, Glenn T Stebbins, Tiago Mestre, Álvaro Sánchez-Ferro

POSTERS – Session 2
Tuesday, May 26, 2026

DAY 2

P39.31 **Developing a pipeline for kinematic analysis of dance movements in Parkinson's disease**
Judith Bek, Xiaoye Michael Wang

Clinical Sciences: Epidemiology, genetics and risk factors

P29.01 **Tracking 20 years of Parkinson's disease in Belgium. Why a National Registry is urgently needed**
Anneke Govaerts, Jo Maebe, Hanne Maebe, Bruno Bergmans, David Crosiers, Aline Delva, Arnout Bruggeman

P29.02 **Genetic and lifestyle correlates of Parkinson's disease in a Brazilian cohort**
Alquiandra Mançano, Marcos Moura, Gabriel Bleinroth, Karen Sánchez, Juliana Sciani

P29.06 **Advancing global Parkinson's research and strengthening local capacity through GP2 training initiatives**
Charlotte Andrews, Maria Teresa Periñan, Sumit Dey, Spencer Finch, Hampton Leonard, Mary Makarious, Alexandra Zirra, Yi-Wen Tay, Cholpon Shambetova, Kajsa Atterling Brolin, Lucas Faria-Costa, Elias Fernandez-Toledo, Kathryn Step, Vesna van Midden, Yasser Mecheri, Victor Flores-Ocampo, Paula Reyes-Pérez, Alastair Noyce, Global Parkinson's Genetics Program (GP2)

P29.09 **Sleep circadian rhythms and brain disorders: A large prospective cohort and mendelian randomization study**
Min Zhong, Jun Liu, Yuanyuan Li

P29.10 **Multimodal dissection of GALC variants linking olfactory deficits to cognitive decline in Parkinson's disease**
Yuanyuan Li, Min Zhong, Jun Liu

Clinical Sciences: Fluid and tissue Biomarkers

P34.06 **Lysosomal pathway expression profile of Parkinson's disease patients is associated with disease severity**
Janna van Wetering, Manon M. van Ingen, Evelien Timmermans, Sjors G.J.G. in 't Veld, Henk W. Berendse, Charlotte E. Teunissen, Wilma D.J. van de Berg, ProPark Consortium

P34.08 **The syn-Q study: Quantification of phosphorylated alpha-synuclein in patients with Parkinson's disease and REM sleep behavior disorder**
Christopher Gibbons, Todd Levine, Bailey Bellaire, Jourdan Parent, Sarrah Marcotte, Manuel Duval, Roy Freeman

P34.10 **Proteins linked to brain dysfunction distinguish progressive supranuclear palsy from Parkinson's disease in UK Biobank participant blood samples**
Evan Boyle, Ludmila Voloboueva, Katrina Paumier, William Hagstrom, Ferhan Qureshi, David Brazel

Clinical Sciences: Neuroimaging

P40.01 **Neural correlates of turning in individuals with Parkinson's disease with and without freezing of gait: Preliminary results**
Nathália Mendes Pellegrino, Fabio A. Barbieri, Daniel C. Boari, Layla C.S. Salloum, Claudiane A. Fukuchi

P40.02 **Data driven four subtyping patterns of Deep gray matter atrophy, dopamine availability and cognition in early Parkinson's disease**
Yoonsang Oh, Gilsoon Park, Hosung Kim

P40.03 **Brain phenotypes associated with cognitive functioning in patients with Parkinson's disease**
Juan M. Esquivias-Farias, Yamil Matuk-Pérez, Paula Reyes, Alejandra Lázaro-Figueroa, Carlos Ponce-Fernández, Erick Humberto Pasaye, César Arturo Domínguez-Fraustro, Miguel E. Rentería, Alejandra Medina-Rivera, Alejandra Evelyn Ruiz-Contreras, Sarael Alcauter

P40.05 **Prasinezumab's impact on neuromelanin– and iron-sensitive MRI biomarkers in Parkinson's disease: findings from the PADOVA Phase IIb study**
Thomas Kustermann, Štefan Holiga, Rayo Akande, Judith Anzures-Cabrera, Nathalie Pross, Annabelle Monnet, Tania Nikolcheva, Gennaro Pagano

P40.06 **Changes in volume and binding potential of [11C]SB207145 in the pituitary gland of patients with early-stage Parkinson' disease**
Sirine Hassen, Chrystelle Castano, Stéphanie Bourdon, Anne-Evelyne Vallet, Alexis Lepetit, Jing Xie, Jérôme Redoute, Véronique Sgambato

P40.07 **Rhythmic auditory stimulation reduces prefrontal Cortex activation during walking in people with Parkinson disease**
Franchino Porciuncula, Nicole Eklund, Timothy Nordahl, Regina Sloutsky, Louis Awad, Alice Cronin-Golomb, James Cavanaugh, Meryem Yucel, Terry Ellis

Clinical Sciences: Pharmacological therapy

P35.09 **Effect of CREXONT® (IPX203, ER CD-LD) on sleep in patients with Parkinson's disease and associated sleep disturbances**
Okeanis Vaou, Simon Allard, Alan Morris, Ghazal Banisadr, Stanley Fisher, Robert Hauser

P35.10 **Response trajectories of patients with Parkinson's disease psychosis treated with Pimavanserin: An exploratory cluster analysis**
Khashayar Dashtipour, Alberto J. Espay, Peter Zhang, Victor Abler, Greg Brunson, Lambros Chrones

P35.11 **Novel class of compounds for the treatment of levodopa-induced dyskinesia**
Thomas Oh, Elyas Daadi, Jeffrey Kim, Etienne Daadi, Marcel Daadi

P35.12 **Clinical and immunological safety profile of allogeneic bone marrow-derived mesenchymal stem cells in Parkinson's disease**
Chiamaka Onuigbo, Juan Martinez-Lemus, Jerome Saltarrelli, Emily Tharp, Scott Olson, Joana Bianchi, Fabio Triolo, Robert Ritter, Mya Schiess

P35.13 **APO-go® delivery innovation: experience of Dutch Parkinson's patient switching from pre-filled syringes to cartridges**
Bharat Amlani, Sigrid Franke, Denise van Bennekom, Francesco De Renzis, Valentina Correa-Gallego

P35.14 **Significant correlation between patient and clinician perceptions of disease improvement with levodopa–entacapone–carbidopa intestinal gel (LECIG) in advanced Parkinson's – data from the ELEGANCE interim analysis**
Valentina Correa-Gallego, Bharat Amlani

P35.20 **Pharmacological preservation of connexin 43-containing gap junction in astrocytes ameliorates multiple aspects of Parkinson's-relevant pathology in vitro and in vivo**
Nataly Hastings, Saifur Rahman, Wei-Li Kuan, Maha Alfaidi, Nadia Erkamp, Ewa Andrzejewska, Michael Whitehead, Richard Unwin, Nicholas Scott, Roy Ng, Ronny Schmidt, Jonathan Brotchie, Donya Aref, Anna Oliinyk, Tuomas Knowles, Geroge Malliaras, Mark Kotter

P35.21 **Real-world experience with continuous foslevodopa–foscarbidopa infusion therapy in Parkinson's disease**
Mert Bircan, Vanessa Hinson, Christine Dziwis, Mark Stacy

Clinical Sciences: Progression & Prognosis

P28.04 **Development and validation of a dynamic prediction model for dementia in Parkinson's disease**
Yan Li, Angus Macleod, David McLernon, Lisa McFetridge, Rachael Lawson, Alison Yarnall, David Bäckström, Lars Forsgren, Marta Camacho, Caroline Williams-Gray, Jodi Maple-Grødem, Guido Alves, Ole-Bjørn Tysnes, Carl Counsell

P28.05 **Clinical evolution after MRgFUS in essential tremor with parkinsonian signs but intact dopaminergic function**
Pablo Miguel Cortadi La Villa, Graciela María Díaz Taveras, Eduardo Salinas Jaime, Adolfo Jiménez Huete, María Cruz Rodríguez Oroz

P28.07 **Harmonizing digital mobility data from three different studies to explore disease severity**
Eran Gazit, Hugo Hiden, Isabel Neatrour, Alison L Yarnall, Lynn Rochester, Alice Nieuwboer, Walter Maetzler, Heiko Gassner, Jamie L Adams, Jeffery M Hausdroff, Anat Mirelman

POSTERS – Session 2

Tuesday, May 26, 2026

DAY 2

Clinical Sciences: Rating Scales and outcome measures

P38.05 **Digital mobility outcomes in response to exenatide in Parkinson's: lessons learnt from a multicentre trial**
Alison Yarnall, Cameron Kirk, Hannah Blackburn, Christine Girges, Mhairi MacLean, Nirosen Vijiaratnam, Grace Auld, Rachel McComish, Kashfia Chowdhury, Alexa King, Jemma Inches, Jessica Welch, Calum Hamilton, Camille Carroll, Michele Hu, Silvia Del Din, Thomas Foltynie, Lynn Rochester

P38.06 **Evaluating the stability of a short smell test in the PREDICT-PD cohort**
Sophie I Meyer, Ashvin Kuri, Sheena Waters, Jonathan P Bestwick, Harneek Chohan, Anisa J Shahid, Rita Benabderrazik, Laura J Smith, Cristina Simonet, Laura Pérez-Carbonell, Eduardo De Pablo Fernandez, Anette Schrag, Alastair J Noyce

P38.07 **Modified timed up and go test shows continued use as a marker for motor improvement in advanced Parkinson's disease after in-patient multimodal intensive neurorehabilitation and care**
Mara McCrossin, Federica Avantaggiato, Elizabeth Cipparone, Lyubov Rubin, Alessandro Di Rocco

P38.08 **Comparative analysis and characterization of motor function assessment indices in Parkinson's disease using the PPMI dataset — Toward true evaluation of novel PD modalities**
Takaya Ishii, Koki Fujimori, Tomoko Yamashita, Hayao Ebise, Satoe Hiramatsu, Atsushi Shima, Nobukatsu Sawamoto, Kenji Yoshida

P38.09 **Domain-specific balance and cognitive impairment in newly diagnosed Parkinson's disease**
Rui Lin, David Engel, Lauren Talman, Joseph Quinn, Fay Horak, Martina Mancini

Clinical Sciences: Sleep Disorders

P31.03 **Impact of baseline sleep disturbances on Pimavanserin response in Parkinson's disease psychosis: A post hoc analysis**
Lambros Chrones, Peter Zhang, Xiaoshu Feng, Greg Brunson, Andrew Krystal

Clinical Sciences: Surgical therapy, including cell and gene therapy

P36.02 **Exploring a new deep brain stimulation system to help people with Parkinson's disease**
Francesca Morgante, Cordula Matthies, Saman Vinke, Rick Schuurman, Veerle Visser-Vandewalle, Alireza Gharabaghi, Volker Coenen, James Fitzgerald, David Pedrosa, Andrea Kuhn, Rajat Shivacharan, Edward Goldberg

P36.06 **Continued evaluation of participants with Parkinson's disease 3 Years after bemdaneprocel administration, and design of a phase 3 trial**
Joohi Jimenez-Shahed, Harini Sarva, Claire Henchcliffe, Andres Lozano, Alfonso Fasano, Suneil Kalia, Kenny Kwok Hei Yu, Cameron Brennan, Melinda Louie-Gao, Nicole Floro, Nauman Abid, Viviane Tabar

P36.09 **Safety and efficacy of MR-guided focused ultrasound in Parkinson's disease: Evidence from clinical trials and real-world data**
Lindsay Knight, Giulia Frazzetta, Katie Gant, Cyril Ferrer, Amit Sokolov, Gilat Schiff, Augusto Grinspan

P36.10 **Putaminal CaV1.3-shRNA gene therapy in aged parkinsonism male and female macaques demonstrates reversal of longstanding parkinsonian behavioral deficits and evidence of nigrostriatal dopamine-phenotype restoration**
Kathy Steece-Collier, Aria Tarudji, Jariel Ramirez-Virella, Scott Muller, Timothy J. Collier, Jennifer Stancati, Yaping Chu, Ivette Sandoval, Jeffrey H. Kordower, Fredric P. Manfredsson

Clinical Sciences: Symptoms, signs, features & non-motor manifestations

P27.07 **Non-motor symptomology in women with Parkinson's disease**
Eibhlín Toomey, Sarah Moore, Lucy Collins Stack, Emma O'Shea, Richelle Flanagan, Rene Reinbacher, Aideen Sullivan, Fiadhnait O'Keeffe

P27.08 **Chronology of early changes in Parkinson's disease**
Elizabeth Trinh, Krista Harrison, Ethan Brown, Monica Korell, Cheryl Meng, Kathleen Comyns, Xuejie Chen, Deyran Parades, Meredith Bock, Lynn Racelo, Glenn Stebbins, Caroline Tanner

POSTERS – Session 2

Tuesday, May 26, 2026

DAY 2

P27.09 **Frailty is associated with decreased cerebral cholinergic innervation in people with Parkinson's disease: Evidence for the brain-muscle axis**
Nicolaas Bohnen, Miriam van Emde Boas, Peter Scott, Giulia Carli, Prabesh Kanel

P27.10 **The dynamics of on-off symptoms in Parkinson's disease and their emotional impact**
Shirley Liliana Loor Ortiz

P27.11 **Dual-task effects on bimanual force control in Parkinson's disease**
Abigail Bowr, Nancy Getchell, Roxana Burciu

P27.12 **Understanding the role of fall history in shaping perceived symptom burden in Parkinson's disease: Preliminary evidence from the STEPS-PD study**
Jason Longhurst, Adetayo A Babarinde, Ryan P Duncan, Merrill R Landers

Comprehensive Care: Shared Decision Making: PwP – Clinician partnership

P18.03 **Aligning what matters most in the care of patients living Parkinson's disease: Integrating the patient priorities care approach**
Letha Joseph

Comprehensive Care: Alternative & complementary therapies/Creativity

P15.06 **Be Woman Project: Outdoor therapeutic program for women with Parkinson's disease**
Elena Berti, Silvia Della Morte, Francesca De Bartolomeis, Nicola Modugno, Francesca Morgante, Lucia Ricciardi

P15.08 **Case Study: The use of interactive neuromuscular stimulation in management of back pain for an individual with Parkinson's disease**
Michelle Hubbard, Ashley Miller, Meredith DeFranco, Joann Gallichio, Seok Hun Kim

P15.10 **Underlying neural mechanisms associated with preferred music listening in Parkinson's disease**
Lydia Carlson, McKayla Fullem, Elizabeth Stegemöller

Comprehensive Care: Caregiving, relationships, respite care, families

P13.01 **"It's a lonely journey really": Carers' experiences of providing support to people with Parkinson's and cognitive impairment: a qualitative interview study**
Kate Greenwell, Joanna Slodkowska-Barabasz, Andrew McCarthy, Susan Turton, Ayesha Sultana, Jiani Cheng, Annette Hand

P13.03 **Assessing caregiver burden and health status in caregivers of people living with Parkinson's after a community-based care programme in Singapore**
Tsz Yan Kam

P13.05 **Care partners as catalysts: empowering you with the SPEAK OUT!® therapy program**
Sarah Diesing

P13.06 **The feasibility and acceptability of a digital intervention to support care partners of people with Parkinson's with cognitive impairment – The iSupport-PD study**
Annette Hand, Susan Turton, Andrew McCarthy, Helen Cartner, Bryony Aspinall, Daniel Rippon, Kate Greenwell

P13.07 **Adaptation of a digital intervention for carers of people with Parkinson's and cognitive impairment**
Kate Greenwell, Joanna Slodkowska-Barabasz, Andrew McCarthy, Susan Turton, Ayesha Sultana, Jiani Cheng, Annette Hand

P13.08 **Understanding what matters most to carers of persons with Parkinson's disease and Lewy-body dementia through Perspective Mapping**
Sandhya Seshadri, Betty Ferrell, Angela Contento, Natalie Hetrick, Jennifer Mammen, Benzi Kluger

POSTERS – Session 2

Tuesday, May 26, 2026

DAY 2

Comprehensive Care: Disability and quality of life

P17.04 **Investigating the impact of an intensive multidisciplinary rehabilitation program on quality of life in individuals with Parkinson's disease**
Oumnia Boulainine, Caroline Pigeon, Laurence Paire-Ficout, Jacques Luauté, Maxime Cheminon, Téodor Danaila, Maud Ranchet

P17.05 **Quantitative analysis of speech-language pathological changes in patients assisted by the Raimunda Moura program for Parkinson's patients in the city of Atibaia / Atibaia Ativa program at the health academy**
Rose Berchol, Marcos Moura, Marcos Moura, Kátia Lousada, Adriana Souza, Marcos Aguiar, Felipe Hans

P17.06 **Fashion and clothing challanges for people with Parkinson's: an international survey**
Elena Berti, Silvia Della Morte, Francesca De Bartolomeis, Nicola Modugno, Francesca Morgante, Lucia Ricciardi

Comprehensive Care: Exercise and Physical Activity

P14.16 **Preliminary effects of a fall prevention-focused exercise and education program on physical function in people living with Parkinson's disease: A pilot study**
Anna Simonson, **Elizabeth Stiles**, Ben Rossi, Cathe Schwartz, Erin Shelton, Wendy Voelker

P14.17 **Keep moving for Parkinson's: Exploring the impact of a seven-day multimodal community-based exercise program for people with Parkinson's disease on confidence, engagement, and quality of life**
Jennifer Larsen

P14.18 **Reach your peak: Evaluation of a novel digital exercise app for people with Parkinson's**
Katy Hamana, Maria Lewis, Rebecca Hemming

P14.19 **Exploring the experiences of people with Parkinson's participating in walking football: a qualitative study**
Julie Jones, Danielle Carey, Megan Girnadi, Emma-Louise Graham, Mel Wilson

P14.20 **Parkinson's integration games: The transformative power of exercise and community**
Patricia Magri, Alessandra Bornhausen Meneghini, Vanessa Techio Segala, Margit Mafra, Sandra Luft Paladino, Mauren da Silva Salin, Luiz Henrique Rodrigues, Douglas Korbes Steffen, Patricia Risden Baleche, Rosicler Ravache

P14.21 **Intensive exercise, PD and gastric dysmotility: an evidence-based and personal report**
Karen Raphael

P14.22 **Slow-SPEED UK: A Double-Blind Randomised Feasibility Trial of a Remote Gamified Physical Activity Programme in Adults with Hyposmia**
Viktoria Azoidou, Thomas Oosterhof, Eleanor Mitchell, Bastiaan Bloem, Sirwan Darweesh, Carl Philpott, Alastair Noyce

P14.23 **Program evaluation of an outpatient therapy and wellness clinic for Parkinson's disease**
Cherolyn Prince, Emma VenMeeteren, Nicole Wragge

P14.24 **Outdoor Therapeutic Programs for physical and psychological well-being: Sail4Parkinson and Fuerte4Parkinson experiences**
Elena Berti, Andrea Di Blasio, Silvia Della Morte, Francesca De Bartolomeis, Nicola Modugno

P14.25 **Deconstructing a dancing with Parkinson's class – Multi-Disciplinary perspectives**
Sarah Robichaud, David Leventhal, Judith Beck, Priti Gros, Meg Morris

P14.26 **The impact of Movement Revolution, a community-based group exercise program, on quality of life and balanced confidence in mid-stage Parkinson's and young onset Parkinson's: 1 year preliminary findings**
Radhika Desai, Eric Johnson

P14.27 **Validation of the revised stand-prone-stand (SPS) transfer test for stratifying persons with Parkinson disease into multilevel community exercise classes**
Becky Farley, Emily Borchers, Jennifer Bazan-Wigle, Amy Yorke

P14.28 **Adapting exercise routines after a health setback in Parkinson's**
Josefa Domingos, John Dean, Sonia Gow, Drew Falconer

P14.29 **Peer support for physical activity for older Latinx individuals living with Parkinson disease: A qualitative analysis**
Paria Darbandsari, Carlos Rehbein, Cristina Colon-Semenza

P14.40 **Development of a training program for community-based movement professions working with people with Parkinson's**
Danielle Kipnis, Jennifer Reid, Julie Fineman, Geraldine Yu, Elaine Grant, Lynn Hagerbrant, Lori Quinn

Comprehensive Care: Health accessibility / Underserved populations

P20.06 **Parkinson's care in Southern Lower Saxony, Germany: Health workers' perspectives and network needs – survey results from the ParkNetz project**
Lea Roddewig, Tabea Böttger, Nora Schmit, Maria Barthel, Hendrike Frieg, Eva Hummers, Juliane Leinweber, Christiane Müller

P20.07 **APDA outreach to Mandarin-Speaking communities**
Elvin Yao, Vicky Chan, Rosa Pena, Rebecca Gilbert

P20.08 **Beyond the Bench: APDA's social science and diversity research initiatives**
Elvin Yao, Rebecca Gilbert

Comprehensive Care: Lay / Professional health literacy & Public thought

P16.02 **"My MDS is probably far too busy to respond to this": A qualitative analysis of Reddit discussions among people with Parkinson's disease**
Ripley Hensley, Cristina Colón-Semenza, Allyson McCormick, Molly Waring, Mark Milow

P16.03 **Bridging science and community: Connecting Florida's Parkinson's disease population with the APDA Center for Advanced Research**
Desirae Mearns

Comprehensive Care: Multidisciplinary / Interdisciplinary teams

P24.05 **Community partners in Parkinson's care: a survey of current site champions of the program**
Joan Gardner, Rose Wichmann, Lisa Hoffman, Valerie Genzano, Cordelia Walz, Elizabeth Pollard

P24.06 **Non-pharmacological and non-surgical management of Parkinson's disease: A systematic review of clinical practice guidelines**
Fleur Terrens, Nicholas Tarylor, Annie Lewis, Katherine Harding, Meg Morris

P24.07 **The National Roundtable on Parkinson's care and innovation: A multidisciplinary, multi-sector convening aimed at addressing the most pressing challenges in Parkinson's care**
Sheera Rosenfeld, Christiana Evers, Emily Buetow, Kathleen Blake

P24.08 **Implementing the ParkinsonNet Model in France: Insights from the ACTION-PD Project in Toulouse**
Ellen Causin, Eva Camgrand, Chloé Daigmorte, Morgane Masurier, Olivier Rascol, Margherita Fabbri

P24.09 **Accelerate the implementation of network care for Parkinson's disease: Insights from the ACTION-PD project**
Maxime Steppe, Sanne Bouwman, Maarten Nijkrake, Ingrid Sturkenboom, Marjan Meinders, Hanneke Kalf, Julie Swillens

Comprehensive Care: Nutrition and gastrointestinal issues

P26.03 **Prevalence of low muscle mass and its association with orthostatic hypotension and related symptoms in Parkinson's disease**
Ryul Kim, Jin-Sun Jun

P26.04 **A survey on the knowledge of diet and Parkinsons disease amongst registered dietitians**
Richelle Flanagan, Emily Bradley, Samantha Cushen

POSTERS – Session 2
Tuesday, May 26, 2026

DAY 2

P26.05 **Sex-specific metabolic and behavioral effects of ketogenic diet in a neuromelanin-based mouse model of prodromal Parkinson's disease**
Sabrina Ayelén Gatti, Miquel Vila, Ariadna Laguna

Comprehensive Care: Palliative Care / Advanced Planning / End of Life Care

P19.02 **Searching for answers: How are Parkinson's prognoses presented online? A document analysis**
Lis Grey, Claire Bale, Angus Macleod, Danni Manzi, Neil Morrison, Edward Richfield, Aileen Rigg, Elisabeth Grey

Comprehensive Care: Rehabilitation sciences (PT, OT, SLP)

P25.20 **Exploration of occupational therapy management for people with Parkinson's: a cross-sectional comparison between the state of Georgia and Scotland**
Julie Jones, Eimear Whelan, Patricia Watford, Stephanie Johnson

P25.21 **Design and validation of a questionnaire to measure the impact of communication disorders in people with Parkinson's disease on their caregivers**
Martha Suárez Torres, Beatriz Valles-González, Alejandro Cano Villagrasa, Celina Malebran de Mello, Ana Mackay, Francisco Contreras Ruston

P25.22 **The role of rehab (physical, occupational & speech language pathology) in deep brain stimulation surgery**
Alison Kraus

P25.23 **Cane training and use effects on gait in Parkinson's disease: preliminary results from a randomized trial**
Jordana de Paula Magalhães, Maria Eduarda Ribeiro, Victória Sena Melo, Aline Alvim Scianni, Merrill Landers, Christina Faria

P25.24 **Immediate effects and perceptions of cane use on mobility in persons with Parkinson's disease: analysis by gait speed subgroup**
Jordana de Paula Magalhães, Maria Eduarda Ribeiro, Lorrane Esterfane Dias, Aline Alvim Scianni, Merrill Landers, Christina Faria

P25.25 **Effects of balance training on stepping responses and fall risk during lateral perturbations in people with Parkinson's disease**
Jiyun Wendy Ahn, Daniel Peterson

P25.26 **Walking under pressure: Reporting validity and reliability of the Stroop-enhanced 10-meter walk test for dual-task assessment in Parkinson's disease**
Valerie Carter, Tarang Jain, John Heick

P25.27 **Can a global cognitive screening predict the loss of gait automaticity in people with Parkinson's disease**
Gabriel Venas Santos, Paloma Rodrigues da Silva, Luiza de Mattos Aranha, Larissa Bitarães Rodrigues Santos, Denilson Feijoreiro da Silva, Milena Satie Miamoto, Rauisa Gonçalves Macena, Maria Elisa Pimentel Piemonte

P25.28 **Early balance deficits reveal progressive postural instability from the first stages of Parkinson's disease**
Gabriel Venas Santos, Matheus Silva d'Alencar, Andre Helene Frazão, Antonio C. Roque, José Garcia Vivas Miranda, Paloma Rodrigues da Silva, Maria Elisa Pimentel Piemonte

P25.29 **Feasibility of a novel maintenance protocol for airway protective treatment in Parkinson's disease**
Kelly Veit, Emilie Lowell, Jordanna Sevitz, Jaime Bauer Malandraki, Georgia Malandraki, Julian Agin-Liebes, Sandie Worley, Michelle Troche

P25.30 **Dual-Task gait performance in Parkinson's disease: Motor but not cognitive costs emerge from the earliest stages**
Fernanda Marino Semeraro, Luiza de Mattos Aranha, Heloisa Pereira Santos, Milena Satie Miamoto, Denilson Feijoeiro Garcia, Rauisa Gonçalves Macena, Gabriel Venas Santos, Paloma Rodrigues Silva, Larissa Bitarães Rodrigues Santos, Maria Elisa Pimentel Piemonte

P25.31 **Improving vocal volume and QOL in a 2-week in-patient multimodal intensive neurore habilitation and care setting**
Pietrina Fischetti, Jae Yu, Lyubov Rubin, Mara McCrossin

P25.32 **Dual-task gait deficits in Parkinson's disease: Early loss of automaticity increases fall risk and threatens independence**
Denilson Feijoeiro Garcia, Paloma Rodrigues da Silva, Gabriel Venas Santos, Larissa Bitarães Rodrigues Santos, Luiza de Mattos Aranha, Milena Satie Miamoto, Rauisa Gonçalves Macena, Maria Elisa Pimentel Piemonte

POSTERS – Session 2

Tuesday, May 26, 2026

DAY 2

P25.33 **Lower balance confidence is associated with reduced cough strength in Parkinson's disease**
Emilie Lowell, Chelsea Macpherson, Justine Dallal-York, Jordanna Sevitz, Julian Agin-Liebes, Lori Quinn, Michelle Troche

P25.35 **Speech-Language Pathologists' confidence in utilizing telepractice with SPEAK OUT!® to improve speech therapy access for those with Parkinson's disease**
Doreen Nicholas, Lindsay Williams, Lesli Cleveland

P25.36 **Characterizing pain-related fear and pain interference in daily life in people with Parkinson disease**
Ryan Duncan, Jason Longhurst, Adetayo Babarinde, Merrill Landers

P25.37 **Long-Term effectiveness of the SpeechVive device as a treatment for Hypophonia in Individuals with Parkinson disease**
Hailey Robson, Sandy Snyder, Meghan Darling White, Kelly Richardson, Deborah Sharp, Jessica E. Huber

P25.38 **Impact of cognitive status on dual-task progression in balance telerehabilitation for people with Parkinson's disease: the TelePD trial**
Carla Silva Batista, Jennifer Wilhelm, Kathleen Scanlan, Margaret Stojak, Patricia Carlson-Kuhta, William Liu, Fay Horak, Martina Mancini, Laurie King

Comprehensive Care: Self-management, empowerment, coping strategies

P23.01 **Patients' needs and wishes for information across the trajectory of Parkinson's disease: a descriptive qualitative study**
Annicka Appelberg, Carina Hellqvist, Maria Haak, Peter Hagell, Helena Larsson

P23.02 **The Parkinson's report card: Turning feedback into forward motion in rural communities**
Jamie Haines, Brooke Alexander, Lachane Ballard

P23.06 **What do young persons with Parkinson disease, their partners and their children really need?**
Daniël Speelberg, Sterre Blokhuis, Bart Maas, Willanka Kapelle, Bas Bloem, Marjan Meinders, Bart Post

P23.10 **Stigma and access to healthcare: Experiences of people living with Parkinson's disease in Latin America**
Christine Jeyachandra, Indira Subramanian

P23.11 **Nursing practice in the outpatient introduction of foslevodopa-foscarbidopa (LDP/CDP) therapy**
Tomoko Kojiri, Shin-ichi Ueno, Haruka Takeshige-Amano, Yukiko Urushido, Yuki Uchida, Noriko Nishikawa, Taku Hatano

P23.12 **'PARK-WAY' – A health, social care, and charitable sector partnership for physical self-management in Parkinson's – A pragmatic service evaluation**
Sophia Hulbert, Emma Trebilcock, Rob Harrison

P23.14 **An evaluation of users' perspectives of a self-management pathway for Parkinson's disease**
Katie Bounsall, Victoria Haunton, Victoria Allgar, Camille Carroll

Comprehensive Care: Sexuality & Intimacy

P21.03 **Remote multidimensional intervention to improve sexual health in women with Parkinson's disease: A randomized controlled trial**
Katia Nobrega, Maria Elisa Piemonte, Taynara Macedo, **Rebeka Amanda Dias**

CSc_16 Prodromal States

P42.01 **Self-perceived difficulties in higher-order cognitive functioning as a prodromal marker for cognitive impairment in a population-based at risk cohort (HeBA)**
Sonja R. Jónsdóttir, Claire Pauly, Noelia Peña Arauzo, Jón P. Gales, Corinne Horlings, Philipp Mahlknecht, Laura Zamarian, Werner Poewe, Brit Mollenhauer, Claudia Trenkwalder, Sebastian Schade, Alicia Garrido, Eduardo Tolosa, Maria Jose Martí, Venkata Satagopam, Soumyabrata Ghosh, Kavita Rege, Alastair Noyce, Rejko Krüger

P42.02 **The PRO-LBD study: Identifying early biomarkers of Lewy Body disease**
Veslemøy Hamre Frantzen, Jodi Maple-Grødem, Johannes Lange, Ellen Marie Thinn Bjordal, Eldbjørg Fiske, Vegard Asgeir Forsaa, Øystein Kallevåg, Jan Erik Berge, Alberto Jaramillo Jimenez, Per Tore Førland, Guido Alves, Dag Aarsland

POSTERS – Session 2

Tuesday, May 26, 2026

DAY 2

Living with Parkinson's: Advancing research : collaborations, fundraising, trials, campaigns

P46.06 **Engaging early career researchers in the Parkinson's research funding process**
Ellie Thompson, Simon Stott

P46.09 **Combination therapies: A new approach to disease modification in Parkinson's?**
Rachel Hughes, Ellie Thompson, Georgette Shearer, Aleksandra Pilcicka, Trevor Klee, Fiona Ducotterd, Heather Mortiboys, Simon Stott

P46.11 **Explaining early gene therapy research of AB-1005 (GDNF gene therapy) for Parkinson's disease (PD): patients'/ caregivers' perspective**
Esther Labib-Kiyarash, Chris Krueger, Robert Bernard Coley, David Rubrecht

P46.12 **Turning a diagnostic odyssey into a roadmap for change: Lessons from a caregiver's journey**
Liz Robinson, **Wendy Cogan**

P46.13 **Effect of Opicapone on sleep-related complaints and non-motor burden in Parkinson's patients: A Post-Hoc analysis of the OASIS Trial**
Daniela Marinho, Joaquim J. Ferreira, Miguel F. Gago, Raquel Costa, Miguel M. Fonseca, Helena C. Brigas, Joerg Holenz, Claudia Trenkwalder

P46.16 **The critical path for Parkinson's (CPP) Integrated Database: Advancing drug development tools that matter for people living with Parkinson's**
Shasta Jorgensen, Sue Dubman, Mussie Akalu, Alberto Barrera, Ragasudha Botta, Laura Carrillo, Erin Lowry, Jason Karslake, Anne Pedata, Martijn Müller, Diane Stephenson

P46.20 **Understanding the unmet needs of women with Parkinson's pre and post diagnosis to inform care, support and research**
Soania Mathur, Kristi LaMonica, Kat Hill, Helen Matthews, Roberta Marongiu, Deyran Paredes, Monica Korell, Caroline Tanner

Living with Parkinson's: Government Advocacy / Campaigns / Public Policy

P44.02 **Comparative analysis of Parkinson's disease policy and advocacy: Challenges and opportunities in the U.S. and South Korea**
Kumhee Ro, Rhayun Song

P44.03 **The movers & shakers UK Parky charter – petition that went viral**
Mark Mardell, Gillian Lacey-Solymar, Rory Cellan-Jones

Living with Parkinson's: Living Well with PD

P45.20 **Observing recovery: A care partner's perspective on adaptation and mental health in Parkinson's disease**
Hirofumi Noguchi, **Yukiko Takata**

P45.21 **It takes a village: virtual group integrative medicine visits for non-motor symptoms in Parkinson's disease**
Britt Stone

P45.22 **Self publishing options for those with Parkinson's disease: What you need to bring your long buried masterpiece to life**
Frank Stinson

P45.23 **The value of a peer-led team exercise challenge in motivating People with Parkinson's disease (PwP) to engage in regular physical exercise**
Jane Raitt, Jonny Acheson, Clare Addison, Richard Prettyman

P45.24 **Outdoor therapeutic programs for physical and psychological well-being: an integrated transdisciplinary holistic approach of Parkinson no limits**
Francesca De Bartolomeis

P45.25 **Therapeutic holidays for people with Parkinson's and their families with Parkinson no limits**
Francesca De Bartolomeis

P45.26 **Promoting peer support groups for people with Parkinson's: the Tisana and Birretta experiences**
Luca Berti, Elena Berti

POSTERS – Session 2

Tuesday, May 26, 2026

DAY 2

P45.27 **Perspectives on Parkinson's from people with Parkinson's, caregivers and alternative healers in Kilifi, Kenya: belief systems, stigma and care practices**
Etain Devenney, Brenda Mghendi, Shila Dama Unda, Vivian Nyadimo, Richard Walker, Natasha Fothergill-Misbah

P45.28 **Occupational therapy led social prescription program: a preliminary analysis of stakeholder feedback**
Jodi Brown, Laura Swink, Jen Weaver, Kaylie Crozier, Rachel Washburn, Laurie Godsey, Cory Christiansen, Mark Mañago

P45.29 **Singing with intent!**
Brittany Scott, Jeanie Adamson

P45.32 **The circle of intent!**
Brittany Scott

P45.33 **YOPD-CON for people living with young onset Parkinson's disease**
Kirsten Richards, Jennifer Gillick

P45.36 **Perspectives of a pickleball program for people living with Parkinson disease: A qualitative study**
Suzanne O'Neal, Jamie Nesbit, Patrice Ayala, Tara McIsaac, Stephanie Soto, Kathryn Riley

P45.39 **The Kirk Gibson Center for Parkinson's Wellness: A community center providing PD-specific movement and educational programs free of charge for people with Parkinson's**
Emily Borchers, Angee Ludwa, Heather Aldred, Amy Yorke

P45.43 **Foundations of support: Understanding and bridging perspectives on Parkinson's support groups**
Robert Cochrane

Living with Parkinson's: Other

P47.02 **Vyalev and me: A single user's early reflections**
Karen Raphael

Living with Parkinson's: Public Education or Awareness Programs

P43.13 **Parkinson chiapas: Creation and initial challenges of a support group in vulnerable contexts "Weaving Networks"**
Rosa Elba Hernandez Cruz, Patricia Lopez Jimenez

P43.14 **The pathways of dopamine. Facts and stories about Parkinson's disease**
Robert Hirigoyen Saracho

P43.15 **The red thread of Parkinson's: Weaving connections through 'The Tree of Connection' art project**
Ruby Rendon, Justin Barker-Detwiler

P43.16 **Joining forces: A collaborative partnership between the veteran's health administration and the Parkinson's foundation**
Emily Hall, Jessica Kaplan, Gretchen Glenn, Annie Li Wong, Emily Buetow, Sheera Rosenfeld, Dawn McHale, John Duda

P43.18 **PD Trial Navigator: Helping people with genetic forms of Parkinson's disease navigate clinical trial options**
Margaret E. Caulfield, Evelyn Stevens, Kamalini Ghosh Galvelis, Casey Gallagher, Adrianne Smiley, James C. Beck

P43.20 **American Parkinson Disease Association let's keep moving webinar series**
Timothy Nordahl, Teresa Baker, Eloise Caggiano, Cristina Colón-Semenza, Tami DeAngelis, William Patjane, Rosa Peña, Marie Saint-Hilaire, Cathi Thomas, Nicholas Wendel, Lina Zhang, Sara Zoeller, Theresa Ellis

P43.21 **Testing the feasibility of a stand-alone Parkinson Ready program to address stigma, inclusivity and equitable access to community services: a project to improve the lived experience of Persons living with Parkinson's in Vancouver, BC, Canada.**
Shelly Yu, Larry Gifford

P43.22 **TRACK-PD: Understanding treatment routines and adherence in care – Knowledge and perspective of people living with Parkinson's disease**
Daniela Marinho, Helena C. Brigas, Glynn Harrison-Jones, Francesco De Renzis

P43.23 **Connecting the gut and brain in Parkinson's disease: Translating MIND diet principles and highlighting the need for early nutrition screening**
Amy Peng

POSTERS – Session 2

Tuesday, May 26, 2026

DAY 2

Late-Breaking

LBP06.04 **The oral dopamine agonist Lu AF28996 provides sustained motor benefit with reduced dyskinesia in a preclinical rodent model of Parkinson's disease**
Hanna Lindgren, Erwan Bezard

LBP07.01 **Altered prefrontal cholinergic signaling and plasticity in α-synucleinopathies**
Jessica Reinhardt, Giuseppe Balsamo, Ignacio Gallardo, Camille Preston, Michael Millett, Mark Moehle

LBP12.05 **Building a high-throughput midbrain organoid model using patient-derived induced pluripotent stem cells**
Madeline Cox, Erika Manee, Aishwarya Natarajan, Ritika Bhattacharya, Dominique Ferguson, Annge Cavo, Charles Cohan, Thomas Freeman

LBP15.01 **A feasibility and efficacy study of a breathwork and meditation intervention (SKY Breath) on the psycho-physiological well-being of individuals with Parkinson's disease (iPD) and their care partners (CP)**
Venetia Bennett, Sharon Siegel, Rania Massad, Ronnie Newman, Aditi Dave, Victoria Cline

LBP16.02 **A day in the life of Parkinson's disease: A holistic approach for teaching nursing students in the experiential learning setting at the university of Rochester school of nursing**
Hannah Griffiths

LBP20.02 **Breaking barriers in Costa Rica: Exploring the impact of social and environmental factors on physical activity in Parkinson's disease**
Silvia Campos-Vargas, Danielle Wadsworth, Jaimie Roper

LBP23.02 **Determinants of self-management in people with Parkinson's disease: Cross-sectional results of the PRIME-NL study**
Tessa Femke Peerbolte, Marjan Meinders, Sanne van den Berg, Bas Bloem, Sirwan Darweesh

LBP25.03 **Adaptations in 90 degree turning strategies, postural control, and gait velocity in a multimodal interventional program in persons with Parkinson's disease**
Monica Rivera

LBP27.03 **Functional imaging changes in the corticostriatal network in inflammatory bowel disease**
Joelle Simpson, Ellen Zimmermann, Michael Jaffee, Evangelos Christou, David Vaillancourt

LBP33.01 **The female health and home life survey reveals critical gaps for women with Parkinson's to inform care, support and research**
Aleksandra V. Zelatis, Soania Mathur, Kristi La Monica, Kat Hill, Deyran Paredes, Monica Korell, Caroline M Tanner, Helen Matthews, Roberta Marongiu

LBP33.02 **Clinical heterogeneity of dystonia in Parkinson's disease: Insights from a botulinum toxin–defined cohort**
Tanish Joshi-Apte, Laura Xavier, Scott Norris

LBP34.01 **Tissue and fluid biomarker analysis of risvodetinib treatment in untreated Parkinson's disease**
Milton Werner, C Warren Olanow, Andrew McGarry, Christopher Meyer, Emaryn Mancino, Carl Klint, Jacqueline Pellecchia, Karl Kieburtz, Todd Levine, Bailey Belaire, Christopher Gibbons, Roy Freeman, Akash Roy, Saurav Brahmachari, Liana Rosenthal, Ted Dawson, Valina Dawson

LBP34.04 **Exploratory analysis of PPMI cohort for fluid biomarkers of Parkinson's disease using NULISA**
Alpana Singh, Marisa Denkinger, Valentina Ghisays, Davron Hanley, Kari Dieckhoff, James Liu, Taina Marques, Nicholas Ashton

LBP34.05 **NULISAseq assay to identify biomarkers associated with cognitive decline in sporadic Parkinson's diseases dementia (SPDD)**
Davron Hanley, Nicholas Ashton, Marissa Denkinger

POSTERS – Session 2

Tuesday, May 26, 2026

DAY 2

LBP35.03 **A systems pharmacology approach to personalized therapeutic discovery in Parkinson's disease**
Charles Cohan, **Julia Bittencourt**, Ohad Cohen, Iggy Press, Aneeq Husain, Esdras Simervil, James Lawniczak, Jordan Messler, Kip Feher, William Loging

LBP36.02 **From scientific research to patient care: Stem cell medicine for Parkinson's disease**
Kendra Prutton, Roger Barker, Claire Henchcliffe, Jaime Imitola, Andrew Cassy

LBP36.04 **Robot-assisted transplantation of hypoimmune iPSC derived dopaminergic progenitor cells for idiopathic Parkinson's disease**
Jiong Shi, Chao Han, **Aobo Chen**, **Luyan Jiao**, **Ying Zhang**, **Ruobin Qian**, Junying Yu

LBP37.05 **A phase 2a study of foralumab nasal in multiple system atrophy**
Diego Rodriguez, Theresita Joseph, Katie Li, Olivia Laun, Steven Cicero, Breelyn Gilbert, Nicolas Horan, Daniel El-Kodsi, Richard Kim, Taylor Saraceno, Brandy Dupee-Polcari, William Tente, Tanuja Chitnis, Howard Weiner, Tarun Singhal, Vikram Khurana

LBP37.06 **Enhancing participant experience and workflow efficiency in PPMI: International mentorship in PPMI clinical translation (IMPaCT) program**
Lynell Lemon, Clara Gilleran, Ryan Fabrizio, Emily Tyrrel, Olivia Quiros, Natalie Frankel, Abegeya Dinku, Dominic Miraglia, Izabel Paiva, Nora Korkmaz, Nazia Alam, Rishab Gokarn, Amaya Cunningham

LBP37.08 **Topline results of a phase 1b study testing an NLRP3 inflammasome inhibitor in early-stage Parkinson's disease**
Gennaro Pagano, Bastian Zinnhardt, Eva Zsuszsanna Mracskó, Nima Shariati, Giulia D'Urso, Zuzanna Michalak, Alessandra Elena Thomann, Benedicte Ricci, Lorna Bailey, Eric Prinssen, Krzysztof Smigorski, Matteo Tonietto, Venissa Machado, Orwa Albitar, Krisztina Kajzinger, Michele Tagliati, Alastair J. Noyce, Cristina Simonet, Bas Bloem, Rob M. A. De Bie, Linda Scheiner, Teus Van Laar, Whitley Aamodt, Andrew Siderowf, Harini Sarva, Rajeev Kumar, Peter LeWitt, Kenneth Marek, Kathrin Brockmann, Tanya Simuni, David G. Standaert, Nicola Pavese, Edoardo Rosario De Natale, Marios Politis, Patrik Brundin, Geoffrey A. Kerchner, Nicoletta Milani Muelhardt, Luka Kulic, Azad Bonni

LBP39.03 **Estimating treatment benefit in Parkinson's disease through clinician preference learning**
Lola Giordani, Federico Pavone, Mathieu Even, Jean-Christophe Corvol, Louise-Laure Mariani, **Chloe Geoffroy**

LBP40.01 **Multimodal brain imaging reveals distinct brain vulnerability patterns in GBA-Parkinson's disease**
Silvia Paola Caminiti, Chiara Meneghini, Rachele Malito, Francesco Cavallieri, Giacomo Argenziano, Alessandro Fratenali, **Angelina Filice**, Giuliana Marchisella, Annachiara Arnone, Luca Gallo, Pierfrancesco Mitrotti, Rosaria Calabrese, Irene Bossert, Giuseppe Trifirò, Joana B. Pereira, Sara Bottiroli, Daniela Perani, Enza Maria Valenete, Cristina Tassorelli, Micol Avenali

LBP40.03 **Cortical morphometric measures associated with APOE4 in Parkinson's disease: A PPMI ROI-based structural MRI study**
Angenelle Eve Rosal, Edgardo Torres-Carmona, Isabelle Boileau, Ariel Graff-Guerrero, Antonio Strafella

LBP42.02 **Sex-based differences in symptom patterns for individuals with prodromal Parkinson's disease vs healthy controls in the PPMI study**
Katherine Webster, William Barbosa, Mirinda Tyo, Lauren Jackson, Kristin Magan, Tim McWilliams, Jocelyn Silva, Melissa Kostrzebski, Casey Dorney, Nami Shah, Aaron Lerner, Sara Defendorf, Tanya Simuni, Jennifer Mammen, Jamie Adams

LBP45.01 **Empowering people with Parkinson's disease through dissemination of palliative care evidence: The PEACE-PD project**
Raya Kheirbek, Esther Labib-Kiyarash, Hillary Edwards, Benzi Kluger, Daniel Mullins, Eleanor Perfetto

LBP46.01 **Sustaining Parkinson's research through funding gaps: APDA's bridge funding awards**
Elvin Yao, Rebecca Gilbert

POSTERS – Session 3

Wednesday, May 27, 2026

DAY 3

11:30 AM – 1:30 PM | Exhibit Hall DE

Presenters of featured posters listed below will be present over lunch to discuss their work.

Basic Sciences: Animal models of Parkinson's and Parkinsonism

P06.02 **Neurological and metabolic impacts of dietary exposure to a pesticide cocktail in mice prone to develop α-synucleinopathy**
Ambrine Arrar, Nour Mesto, Roxane Descaillot, Muris Humo, Aude De Cesar, Damien Gaillard, Latifa Lakhdar, Johann Vulin, Claire Aufauvre, Raphaëlle Baumier, Camille Bellières, Jacques Imbert, Prunelle Perrier, Jean-Noël Arsac, Anne Fougerat, Magalie Ravier, Thierry Baron, Laurence Gamet-Payrastre, Safia Costes

P06.07 **Serotonergic α-synucleinopathy triggers synaptic pathology and hypoconnectivity in a mouse model: mirroring synaptic deficits in human PD**
Lluis Miquel-Rio, Judith Jericó-Escolar, Unai Sarriés-Serrano, Claudia Yanes-Castilla, María Torres-López, Uxia Argibay, Verónica Paz, Carme Casal, Emma Muñoz-Moreno, Xavier López-Gil, Analia Bortolozzi

P06.14 **Modelling human-like brain neuromelanin accumulation in mice reproduces central and peripheral metabolic, functional and pathological Parkinson's disease-like features**
Felipe Grunenwald, Marina Lorente-Picón, Sabrina Gatti, Nuria Peñuelas, Marta Gonzalez-Sepulveda, Marc Velilla

P06.15 **Long-term anti-dyskinetic effects of sub-anesthetic ketamine in the context of the BDNF Val/Met polymorphism**
Raveena Parmar, Mitchell Bartlett, Emma Smith, Jasmine Meredith, Jeanelle Castro, Scott Sherman, Caryl Sortwell, Timothy Collier, Kathy Steece-Collier, **Torsten Falk**

P06.16 **Association between α-synuclein pathology and brain mitochondrial function in an LBD marmoset model**
Tetsuya Hirato, Masanori Sawamura, Norihito Uemura, Hideo Tsukada, Tomokazu Nakako, Tatsuo Nakayama, Kazuhito Ikeda, Chih-Yang Chen, Kaoru isa, Etsuro Nakanishi, Hodaka Yamakado, Riki Matsumoto, Tadashi Isa, Ryosuke Takahashi, Hirotaka Onoe

P06.17 **Age-related lysosomal signatures as common biomarkers across Parkinson's disease models**
Francesca Filippini, Mindaugas Viskontas, Pawel Lis, Salvatore Novello, Dario Alessi, Elisa Greggio

Basic Sciences: Brain physiology, electrophysiology and circuitry

P07.07 **Perturbation-evoked brain activity may characterize freezing of gait susceptibility in Parkinson's disease**
Isaiah Lachica, Michael Borich, Lena Ting, **Jasmine Mirdamadi**

P07.08 **Reverse Engineering Parkinson's disease Hypokinesia: Optogenetic dissection of abnormal electrophysiological features**
Raphael Rodriguez

Basic Sciences: Dopamine, receptors and other neurotransmitte

P01.05 **Beyond the resumptive window: reassessing toxic exposures and Parkinson's disease risk in veterans**
Sara Whittingham

Basic Sciences: Etiology, genetics, epidemiology, and toxicants

P01.06 **Single-nucleus profiling reveals substantia nigra cell-type disease states and Parkinson's disease genetic associations in α-synucleinopathies**
Kosei Hirata, Raphael Kubler, Daniele Mattei, Ariana Chriss, Oriol Narcis, Mikaela Rosen, Felix Crary, Lot de Witte, Joel Blanchard, John Crary, Towfique Raj

POSTERS – Session 3

Wednesday, May 27, 2026

DAY 3

P01.16 **Investigating the role of compound heterozygous EPG5 variants in Parkinson's disease**
Roberta Torricelli, Bernabe Bustos, Valentina Quintana Pena, Jack Kenny, Ignacio Keller Sarmiento, Shen-Yang Lim, Ai Huey Tan, Azlina Ahmad-Annuar, Yi Wen Tay, Ong Tien, Huw Morris, Joshua Frost, Joshua Shulman, Zih-Hua Fang, Peter Heutink, Cornelis Blauwendraat, Andrew Singleton, Joanne Trinh, Christine Klein, Alastair Noyce, Maria Teresa Periñan, Niccolò Mencacci

P01.17 **A self-report questionnaire for measuring environmental and lifestyle factors**
Lynn Racelo, Monica Korell, Michiko Bruno, Ethan Brown, Fay Gao, Cheryl Meng, Samuel Goldman, G Webster Ross, Caroline Tanner

P01.18 **Assessing provider performance in simulated genetic counseling sessions within the PD GENEration-LARGE-PD study**
Martinna Raineri Tapies, Valentina Caceres, Katie Fiallos, Rebeca De León, Anny Coral, Miguel Inca, Ignacio F. Mata, Priscila D. Hodges

P01.19 **Longitudinal sex differences in Parkinson's disease: Integrating clinical and omic data**
Annie Wu, Emily Drysdale, Daniel Carlin, Paula Desplats, Roberta Marongiu

P01.20 **Parkinson's disease risk in patients using metformin versus other antidiabetic agents: A meta-analysis of observational studies**
Jamir Pitton Rissardo, Ana Leticia Fornari Caprara

P01.21 **Genome-wide association meta-analysis for Parkinson's Disease age at onset reveals novel candidate locus in Latinos**
Felipe Duarte-Zambrano, Emily Waldo, Henry Mauricio Chaparro-Solano, Tatiana Lopez, Emilia Gatto, Bruno Lopes, Grace Helena Letro, Gonzalo Arboleda-Bustos, Jorge Luis Orozco-Vélez, Pedtro Chana, David Aguillon, Susana Peña, Valentina Muller, Pedro Braga-Neto, Mayela Rodríguez, Daniel Martinez-Ramirez, Artur Schumacher-Schuh, Mario Cornejo-Olivas, Angel Viñuela, Marcelo Kauffman, Vitor Tumas, Brandeci Borges, Cesar Avila, Patricio Olguin, Alejandra Medina-Rivera, Thiago Peixoto-Leal, Ignacio F. Mata

P01.22 **From epidemiology to animal model: Cu-containing pesticides induce Parkinson's disease pathology in zebrafish**
Michael Ajnassian, Lisa Barnhill, Beate Ritz, Jeff Bronstein, Kimberly Paul

P01.23 **Could skin issues in people and pets be connected to Lewy body diseases? A focus on cherry (senile) angiomas**
Jennifer Thornton

Basic Sciences: Genetic and other Cellular Models of Parkinson's, including iPSCs

P12.03 **The functional interplay of α-Synuclein and Glucocerebrosidase in the regulation of synaptic transmission**
Anupama Tiwari, James Lotti, Nagendran Ramalingam, Ulf Dettmer, Gary Ho

P12.05 **Informing personal Parkinson's disease risk: The PD GENEration Family Genetic Registry**
Audrey Hoyt, Ruth Schneider, Amy Chesire, Nicola Bothwick, Kamalini Ghosh Galvelis, Roy Alcalay, James Beck

P12.06 **Lysosome pathophysiology and mechanisms in human iPSC-derived neurons and organoids for Parkinson's disease**
Francesca Pischedda, Asiye Malkoc, Lauren Dutton, Pietro Cavaioni, Diana Riekschnitz, Marcelo Rosato-Siri, Andrew Hicks, Peter Pramstaller, Mattia Volta

P12.08 **Deconvoluting Metabolic Dysfuctions in Parkinson's disease and Multiple System Atrophy**
Laurent Roybon, Erika Velasquez, Ekaterina Savchenko, Alejandro G. Toledo, Elin Nasstrom, Annika Johansson, Arianna Colini Baldeschi, Katie Lunnon, Tomas Deierborg, Yuriy Pomeshchik, Melinda Rezeli

P12.11 **Paraquat impairs lysosomal function via DRP1-Dependent regulation of v-ATPase**
Rebecca Z. Fan, Said Salehe, Harry Brown, Kim Tieu

Basic Sciences: Mitochondria, Oxidative Stress

P04.05 **Mitochondrial metabolism and inflammation in a synucleinopathic neuroimmune axis**
Stephanie Maya, Mäelys Alemany, Chiara Zurzolo

POSTERS – Session 3
Wednesday, May 27, 2026

DAY 3

P04.07 **Mitochondrial stress adaptation via lipid sensing in Parkinson's disease models**
Martin Lang, Stephanie Marini, Valentina Gilmozzi, Peter P. Pramstaller, Andrew A. Hicks, Irene Pichler, Roman Vozdek

Basic Sciences: Neuroinflammation & Immune systems

P10.14 **DRP1 induces neuroinflammation via the NF- B-LCN2 axis**
Yanhao Lai, Rebecca Fan, Harry Brown, Said Salehe, Ethan Tieu, Kim Tieu

P10.15 **Monocyte derived border associated macrophages coordinate autoreactive T cell responses and drive neuroinflammation in an alpha-synuclein model of Parkinsons disease**
Aidan Miller

P10.16 **Innate immune exhaustion alters innate–adaptive crosstalk in LRRK2 Parkinson's disease models**
Rebecca Wallings, Henry Adetulubo, Cassandra Cole, Noelle Neighbarger, Malú Tansey

P10.18 **Investigating the role of chitinase-3-like protein 1 expression in Parkinson's disease**
Ryan Dong, Tiffany Pettigrew, Weimin Gao, David Marmion, Mimi Mbegbu, Sylvia E. Perez, Elliot J. Mufson, Jeffrey H. Kordower, Ivette M. Sandoval, Fredric P. Manfredsson

P10.20 **Substantia nigra marker correlates as potential markers of diabetic stages and risks for neurodegenerative development**
Alexander Belnavis, Keiwei Chen, Hassan Ghasemzadeh, Edward Ofori

P10.21 **Duration of exposure to chronic systemic inflammation in adulthood determines the extent of dysregulated immune responses in the CNS**
Janna Jernigan Posey, Cassandra Cole, Noelle Neighbarger, Kelly Menees, Malú Tansey

P10.22 **Investigating the causal relationship between peripheral immune cell exhaustion and dopaminergic neuronal degeneration in a pre-clinical mouse model of Parkinson-like degeneration**
Jordan Weddle, Noelle Neighbarger, Cassandra Cole, Malú Tansey, Rebecca Wallings

Basic Sciences: Neuroprotection, trophic factors and regenerative approaches

P02.03 **Advancing neural microtissues toward a clinically viable cell therapy for Parkinson's disease**
Nicolas Prudon, Jérôme Hardouïn, Lucia Cordero-Espinoza, Caleb Anderson, Marlènes Martins, William Tilmont, Ines Januario-Neves, Guillaume Dabée, Andrea Sovera, Anaïs Machado-Hitau, Marie Lacaze, Jens Schroeder, Kevin Alessandri, Erwan Bezard, Emilie Faggiani, Maxime Feyeux

Basic Sciences: Pathology

P05.08 **PARK-Seq Literature Findings: An open, manually curated database for transcriptome and proteome Parkinson's disease data**
Ivette M. Sandoval, Christy M. Kelley, Fredric P. Manfredsson

Basic Sciences: Prevention, neuroprotection and neuroplasticity

P11.01 **The pyruvate dehydrogenase as a new potential therapeutic target in Parkinson's disease pathophysiology**
Vanille Millasseau, Elisa Metra, Sepehr Bahrinejad, David Mallet, Cécile Gaudart, Emmanuel Barbier, Sébastien Carnicella, Florence Fauvelle, Sabrina Boulet

P11.02 **Targeting RIT2 via SINEUP Non-Coding RNA: A novel therapeutic avenue for Parkinson's disease**
Erica Silvestri, Francesca Pischedda, Arianna Stefan, Luisa Foco, Evy Lobbestael, Veerle Baekelandt, Stefano Espinoza, Stefano Gustincich, Giovanna Paolone, Peter P. Pramstaller, Andrew A. Hicks, Mattia Volta, Corrado Corti, Francesca Di Leva

P11.03 **Different paths to Parkinson's: Why sex matters**
Sabina Marciano, Claudia Rodriguez-Lopez, Joyee Mandaal, Rong Chen, Ted Dawson, Michael G. Kaplitt, Roberta Marongiu

P11.04 **The persistence of exercise-induced neuroprotection – Anatomical and epigenetic contributions**
Tabitha Rodriguez, Alison Bernstein, Richard Smeyne, Michelle Smeyne

Basic Sciences: Protein misfolding, aggregation and handling

P03.03 **Chronic sleep fragmentation accelerates the symptom onset and neuropathological progression in a mouse model of prodromal Parkinson's disease**
Masayuki Miyazaki, Hiroko Yagihara, Hiromi Fujita, Hodaka Yamakado, Keiji Wada, Eiko N. Minakawa

P03.06 **NanoERT: Engineering next-generation Enzyme Replacement Therapies for GBA1-related pathologies**
Marta Martinez-Vicente, Eddi Pradas, Pablo Castillo-Sanchez, Mercedes Arrue-Gonzalez, Sebastian Tanco, Pau Sarle-Valles, Rodriguez-Carreras Pol, Clara Carnicer-Caceres, Laura Castillo-Ribelles, Maria Medel, Ganivet Carolina R, Maria Jesus Vicent, Fernando Novio-Vasquez, Julia Lorenzo-Rivera

P03.07 **Interactions of multiple Rab GTPases with the N-terminal region of LRRK2, and their impact on LRRK2 signaling**
Theofania Tripolitsioti, Jordan Follett, Hardy Rideout, Matthew Farrer

P03.08 **LRRK2 nanobodies reveal conformational differences in LRRK2 that align with changes in kinase activity**
Michalis Kentros, Christian Galicia, Femke Van Mele, Wim Versees, Hardy Rideout

BSc_9. Neuropharmacology

P09.07 **Strengthening LRRK2:14-3-3 interaction as an innovative strategy for targeting Parkinson's disease-associated cellular phenotypes**
Margaux Morez, Donna Debets, Alessio Burin, Chloé Annicotte, Elisa Greggio, Arjan Kortholt, Rens de Vries, Loes Stevers, Marteen Altelaar, Christian Ottmannn, Jean-Marc Taymans

Clinical Sciences: Diagnosis (differential, accuracy)

P32.06 **Skin biopsy for Phosphorylated Alpha-Synuclein and DAT imaging in patients diagnosed with psychogenic Parkinsonism**
Julia Phillips, Julia Phillips, Virgilio Gerald Evidente, Danica Evidente

P32.07 **An AI-powered metabolomics assay reveals distinct Parkinson's disease phenotypes**
Diana Zhang, Ezaz Ahmed, Rishi Dutta, Yize Liu, Dominick Ng, Alex Donald, Carolyn Sue

Clinical Sciences: Clinical trials: design, outcomes, recruiting etc.

P37.33 **Baseline characteristics of mid-Stage Parkinson's disease participants in a remote, observational study (AT-HOME PD2)**
Kathryn Murphy, Katrina Schmier, Michelle Porto, Audrey Hoyt, Natalie Hetrick, Renee Wilson, Casey Dorney, Courtney Roe, Christopher Tarolli, Blanca Valdovinos, Karlo Lizarraga, Jamie Adams, Peggy Auinger, Stephanie Benvengo, Mariana Monje, Eric Macklin, Daniel Weintraub, Kevin Biglan, Alberto Ascherio, Alberto Espay, Caroline Tanner, Dan Novak, James Beck, Tanya Simuni, Solveig Sieberts, E. Ray Dorsey, Michael Schwarzschild, Ruth Schneider

P37.34 **Cognition and dual-task gait speed in people with Parkinson's disease**
Jordan Barajas, Madeline Converse, Joanna Weller, Mark Gudesblatt, Edward Ofori, Daniel Peterson

P37.35 **Effect of multiple sessions of multi-target transcranial electrical stimulation combined with motor exercise on static postural control in people with Parkinson's disease: preliminary data**
Beatriz Regina Legutke, Thiago Martins Sirico, Murilo Lorecetti Torres, Ana Beatriz Nakasone Ishida, Aline Trucillo de Souza, Rute Vieira e Magalhães Rodrigues, Victor Spiandor Beretta

POSTERS – Session 3

Wednesday, May 27, 2026

DAY 3

P46.19 **Using PD Community Clinical Trial participation stories to drive understanding of challenges and barriers to increasing diverse enrollment and Ràretention in PD Clinical Trial Research, then erecting an Eàeducational Pàplatform to facilitate systemic chan**
Robert Bernard Coley, Denise Coley

P37.36 **Effect of multi-target transcranial direct current stimulation combined with motor exercise on fast walking in individuals with Parkinson's disease: preliminary data from a randomized clinical trial**
Victor Beretta, Beatriz Legutke, Thiago Sirico, Murilo Torres, Aline Souza, Ana Beatriz Ishida, Rute Rodrigues, Augusto Carvalho

P37.37 **Hybrid treatment with the DopApp digital application improves MDS-UPDRS across Parkinson's disease stages: A double-blind, placebo-controlled trial with subgroup analysis**
Shira Molcho, Tal Tamir, Sheila Oren, Merav Catalogna, Nira Saporta, Brett Colbert, Amir Amedi

P46.21 **Covenant to collaborate – Activating a multidisciplinary team to erect an educational platform to facilitate systemic understanding and overcoming challenges and barriers to increasing diverse enrollment and retention in PD clinical trial research**
Robert Bernard Coley, Hiral Shah, Denise Coley, Anita Parker, Rachel Dolhun, Katrina Kahl, Lori Quinn

P37.38 **Gut check: Probiotics significantly improve gastrointestinal symptoms in Parkinson's disease**
Jamir Pitton Rissardo, Ana Leticia Fornari Caprara

P37.39 **Immune modulation by bone marrow-derived allogeneic mesenchymal stem cells in Parkinson's disease**
Jessika Suescun, Juan D. Martinez-Lemus, Chiamaka Onuigbo, Emily Tharp, Scott Olson, Joana Bianchi, Nikunj Satani, Fabio Triolo, Tia Thomas, Charles Green, Timothy Ellmore, Robert Ritter, Mya Schiess

P37.40 **Implementing a self-referral portal within the EJS ACT-PD trial to promote inclusive recruitment**
Marie-Louise Zeissler, Charlotte Stewart, Rory Davidson, Kate Hockey, Jasmine Lamb, Trevor Liddle, Georgia Mills, Cheryl Pugh, Yan Yiannakou, Thomas Foltynie, Camille Carroll

P37.41 **Enabling meaningful contributions: Perceptions of patient and public involvement – learnings from the EJS ACT-PD initiative**
Marie-Louise Zeissler, Elaine Cowd, Cristina Gonzalez-Robles, Nancy R LaPelle, Georgia Mills, Rebecca Petty, Thomas Foltynie, Camille Carroll, Kevin McFarthing

P37.42 **Designing a usability evaluation protocol for the Join Parkinson's Research (JPR) online recruitment system for the EJS ACT-PD trial**
Charlotte Stewart, Marie-Louise Zeissler, Rory Davidson, Rebecca Petty, Kate Hockey, Jasmine Lamb, Trevor Liddle, Georgia Mills, Cheryl Pugh, Thomas Foltynie, Yan Yiannakou, Camille B Carroll

P37.43 **Mapping national research infrastructure to inform an inclusive delivery strategy for a large-scale disease modification platform trial in PD**
Rebecca Petty, Marie-Louise Zeissler, Veena Agarwal, Jennifer Allison, Sandra Bartolomeu-Pires, Michele Bartlett, Rebecca Croucher, Helen Collins, Sally Collins, Emma Davies, Joy Duffen, Romy Ellis-Doyle, Cristina Gonzalez-Robles, Jemma Inches, Laurel Miller, Georgia Mills, Sheila Wonnacott, Thomas Foltynie, Camille Carroll, Stephen Mullin

P37.44 **Effects of levodopa on dual-task costs of prefrontal cortex activity and gait variability in different dual-tasks in people with Parkinson's disease**
Jumes Lira, Keiko Tsuji, Carla Silva-Batista, William Liu, Francesca Alcala, Pablo Burgos, Laurie King, Martina Mancini

P37.45 **Digital sensorimotor training enhances thalamocortical connectivity and motor function in Parkinson's disease: Evidence from healthy and affected populations**
Brett Colbert, Merav Catalogna, Nira Saporta, Shai Erlich, Shahar Shelly, Amir Amedi

P37.46 **Neural correlates of the improvement of motor and non-motor symptoms in Parkinson's disease following a combined digital and levodopa therapy**
Sheila Oren, Merav Catalogna, Nira Saporta, Tal Tamir, Shira Molcho, Yasmin De Picciotto, Shai Erlich, Rotem Sivan Hoffmann, Shahar Shelly, Brett Colbert, Amir Amedi

P37.47 **Bridging gaps in parkinsonism research participation through telemedicine: The TOPAZ experience**
Jacque Perkins, Lauren H. Hammer, The TOPAZ Study Group, Ruth Schneider, Erica Byrd, Mark S. LeDoux, Fay Gao, Mustafa Siddiqui, Cynthia L. Comella, Steven R. Cummings, Alberto J. Espay, Kenneth W. Lyles, Michael A. Schwarzschild, Trisha F. Hue, Kyle Mitchell, Chantale Branson, Phuong Hoang, Jessica Ng, Ian Bledsoe, Tamara Stiep, Haley Barnes, Dana Kriesel, Christopher Schambach, Caroline M. Tanner, Lynn Racelo, Cheryl Meng, Ethan G. Brown, Rafael Zuzuarregui, Samuel M. Goldman, Nijee S. Luthra

P37.48 **Allopregnanolone regenerative therapeutic for Parkinson's disease: Open-label, pilot clinical trial outcomes**
Roberta Brinton, Gerson Hernandez, Adam Raikes, Scott Sherman, Firas Kaddouh, Claudia Lopez, Georgina Torrandell-Haro

Clinical Sciences: Cognition / Mood / Behavioral Disorders

P30.06 **Advancing cognitive rehabilitation in Parkinson's disease: validation of intervention outcomes and assessment tools**
Abigail Baird, Hannah Combs, Celeste Harris, Kathleen Crist, Michele York

P30.15 **Illness perceptions and cognitive beliefs are linked with motor complications and quality of life in people living with Parkinson's**
Viktoria Azoidou, Laura Smith, Alastair Noyce, Cristina Simonet

P30.01 **Stress-driven blood-brain barrier dysfunction in Parkinson's disease**
Laura Menegatti Bevilacqua, Luisa Bandeira Binder, Alice Cadoret, José Solano, Veronique Rioux, Manon Lebel, Joel Watts, Caroline Menard, Martin Lévesque

Clinical Sciences: Digital health, E-health and technology

P39.01 **From Video to Biomarker: Tracking Bradykinesia progression in Parkinson's disease with VisionMD**
Gabriela Acevedo, David Vaillancourt, Diego Guarin

P39.04 **Smartphone-based multimodal digital biomarker integration for Parkinson's disease screening and diagnostic support**
Han-Joon Kim, Kyungsung Lee, Jung Hwan Shin, Seungmin Lee, Su Hyeon Ha, Chanhee Jeong, Yoo-Hun Noh, Dasom Lee

P39.06 **Building a successful Parkinson's massive open online course with the Parkinson's community: uptake, reach and knowledge change**
Michele Callisaya, Harley Stanton, Emily Handley, Sam Bramich, Alex Kitos, Tim Saunders, Alistair Noyce, Jane Alty

P39.09 **Sternum-worn vibrotactile stimulation improves motor and non-motor outcomes in Parkinson's: A double-blind randomized controlled trial**
Viktoria Azoidou, Essa Bhadra, Ellen Camboe, Alexandra Zirra, Kamalesh Dey, Kira Rowsell, Corrine Quah, Caroline Budu, Thomas Boyle, David Gallagher, Jonathan Bestwick, Alastair Noyce, Cristina Simonet

P39.18 **Smart insoles as a clinical utility for remote therapeutic monitoring to mitigate falls**
Linda Denney, Cynthia Ivy, Lise Pape, Manuel Trejo, Daniel Peterson

P39.22 **Assessing sex differences in digital measures of Parkinson's disease**
Grace Lee

P39.24 **Motor determinants of responsiveness to an autonomous closed-looped music-based walking intervention in people with Parkinson disease**
Franchino Porciuncula, Sophie Baghoydan, Tiana Sheedy, Teresa Baker, Nicole Eklund, Brian Harris, Kirsten Smayda, Sabrina Taylor, Cathi Thomas, Marie-Helene Saint-Hilaire, Nicholas Wendel, Jenna Zajac, Mary Beth Holmes, Louis Awad, James Cavanaugh, Terry Ellis

P39.28 **ORPHE DRumner: The step-triggered auditory feedback system improves gait quality during turning in Parkinson's disease**
Tomoya Nakamura, Yuki Uno, Harukaze Yatsugi, Daisuke Ichimura, Ryo Yumoto, Mitsunori Tada, Makoto Sawada, Shinya Fujii

P39.29 **Evaluating the acceptability, engagement, and preliminary efficacy of MediPD: A novel online Mediterranean diet nutrition programme for people with Parkinson's disease**
Richelle Flanagan, Rene Reinbacher

POSTERS – Session 3
Wednesday, May 27, 2026

DAY 3

Clinical Sciences: E-health and technology

P41.02 **Personalized factors affecting technological solutions for mobility – insights from a wearable device**
Amey Desai, Ria Rajput, Samit Chakrabarty

Clinical Sciences: Epidemiology, genetics and risk factors

P29.04 **Genetic variants affecting RNA stability in Parkinson's disease**
Amir Rajabi Vajargah, Morvarid Ghamgosar Shahkhali, Eric Yu, Ziv Gan-Or

P29.05 **Survival study by Hoehn & Yahr stage in Parkinson´s disease: insights from a small longitudinal cohort from 2015 to 2025**
Marcos Moura, Kátia Lousada, Luiz Nunes, Edevaldo Campos, Lucila Martino, Marcos Aguiar, Rose Berchol, Hans Rosa

P29.11 **Assessment of B12 and cognition in LRRK2, GBA1 and idiopathic PD**
Bianca Lopez Ortiz, Mariel Pullman, Esther R. Forti, Lyvin Tat, Mengxi (Cathy) Yang, Deborah Raymond, Ivy Gu, Sarah Simon, Cuiling Wang, Susan Bressman, Ralph Green, Rachel Saunders-Pullman

P29.14 **Two decades of Parkinson's disease research in Latin America: Insights and progress from LARGE-PD**
Miguel Inca Martinez, Mauricio Chaparro-Solano, Ignacio F. Mata, Latin American Research consortium on the GEnetics of Parkinson's Disease LARGE-PD

Clinical Sciences: Fluid and tissue Biomarkers

P34.07 **The Syn-D study: Detection of longitudinal changes in cutaneous phosphorylated alpha-synuclein in mild cognitive impairment**
Jourdan Parent, Roy Freeman, Todd Levine, Bailey Bellaire, Sarrah Marcotte, Manuel Duval, Christopher Gibbons

P34.09 **Meta-analysis of skin biopsy immunofluorescence and CSF seed amplification assays for detection of phosphorylated alpha synuclein**
Christopher Gibbons, Roy Freeman, Sara Massucco, Todd Levine, Vincenzo Donadio, Rocco Liguori, Sarrah Marcotte, **Manuel Duval**, Jourdan Parent

P34.11 **Plasma lipidomics in high-risk Parkinson's disease cases**
Jasmin Galper

P34.12 **Decoding the gut–brain axis in Parkinson's disease: Establishing the world's first Parkinson's microbiome biobank and harnessing functional microbial signatures to advance precision neurotherapeutics — Design and preliminary findings**
Jessika Suescun, Divya Onkar Mondhe, Alexander Lehn, John O'Sullivan, Richard Gordon

P34.13 **Early non-invasive diagnostic biomarkers for Parkinson's disease: Integrating retinal and oral signatures**
Victoria de los Angeles Soto Linan, Owen Ferguson, Fredy Alexander Guevara Agudelo, Véronique Rioux, Modesto III Peralta, Nicolas Dupré, Frédéric Raymond, Marc Hébert, Martin Lévesque

P34.14 **Skin biopsy immunofluorescence and CSF seed amplification assay of Pathological Alpha-Synuclein in patients with Parkinsonism or RBD**
Virgilio Gerald Evidente, Rebecca Johnson, Danielle Drake, Danica Evidente

Clinical Sciences: Neuroimaging

P40.13 **Deep learning-based volumetry for early detection of prodromal Parkinson's disease**
Marufjon Salokhiddinov, Dharmesh Singh, Dileep Kumar

P40.16 **Correlation between orthostatic hypotension and cognitive impairment in Parkinson's disease**
Min Zhong, Yuanyuan Li, Jun Liu

P40.17 **Neural correlates of severity in Isolated Rapid Eye Movement Behavior Disorder**
Suk Yun Kang, Jang Woo Park, San Jin Kim, Eun Ju Chung, Min Seung Kim, Jin Yong Hong

P40.18 **Longitudinal changes in neuroinflammation, tau accumulation, and cognition in Parkinson's disease: The NET-PDD study**
Alexander Peattie, Alexander Friend, Antonia Kouli, Lennart Spindler, Young Hong, Tim Fryer, Maura Malpetti, Franklin Aigbirhio, Simon White, Marta Camacho, John O'Brien, Caroline Williams-Gray

Clinical Sciences: Pharmacological therapy

P35.08 **Switching to CREXONT® improves "Good On" time and reduces motor fluctuations in Parkinson's disease: interim results from the real-world ELEVATE-PD phase 4 study**
Robert Hauser, Stuart Isaacson, Joohi Jimenez-Shahed, Michael Soileau, Andrew Holley, Ghazal Banisadr, Stanley Fisher, Hester Visser

P35.16 **Understanding patient perceptions of treatment with levodopa–entacapone–carbidopa intestinal infusion – real world insights from the ELEGANCE study**
Valentina Correa-Gallego, Bharat Amlani

P35.17 **Designing device-aided therapies for advanced Parkinson's patients that aim to enhance patient care – the development of LECIGON® intestinal gel infusion**
Valentina Correa-Gallego, Bharat Amlani

P35.18 **The Klem ring: A patient-approved enhancement to the LECIGON® (levodopa–entacapone–carbidopa intestinal gel) delivery system for the treatment of advanced Parkinson's**
Valentina Correa-Gallego, Bharat Amlani, Daniela Lilja, Bo Biering-Sørensen

P35.19 **Gait spatiotemporal parameters respond variably to carbidopa-levodopa in Parkinson disease**
Ryan Smith, Kasandra Diaz, Lydia Carlson, Elizabeth Stegemöller

P35.22 **First in class ASO targeting SNCA p.A53T allele: Preclinical efficacy**
Christina Tyner, Sandra Smieszek, Bart Przychodzen, Olympia Apokotou, Florentia Papastefanaki, Christos Polymeropoulos, Gunther Birznieks, Era Taoufik, Mihael Polymeropoulos

P35.23 **VQ-101, an allosteric activator of lysosomal glucocerebrosidase, demonstrates sustained target engagement and pathway engagement in patients with Parkinson's disease**
Daniel Ysselstein, Jurrian van der Valk, Ingrid Koopmans, Kevin Hunt, Mackensie Hagey, Harvey Wong, Philip Kremer, Jim Sullivan, Omer Siddiqui, Maurizio Facheris

Clinical Sciences: Progression & Prognosis

P28.06 **Early onset Parkinson's disease: challenges and suggestions form from the Early Onset Parkinson's Disease Study Group**
Maria Elisa Pimentel Piemonte, Raja Mehanna, Victor Mc Convey, Katarzyna Smilowska, Mehri Salari, Eng-King Tan, Rodolfo Savica

P28.08 **Non-invasive detection of Parkinson's disease biomarkers using laser-induced graphene sensors**
McKayla Fullem, Lydia Carlson, Elizabeth Stegemoller

Clinical Sciences: Rating Scales and outcome measures

P38.10 **Fidelity, implementation and safety in delivering rock steady boxing**
Stephanie Miller, Hannah Swift, Paulo Aco, Olivia Bucher, Claire Litmer, Breeann Mild, Sarah E. Zauber, Miriam Rafferty

P38.11 **Motor segmentation is more sensitive to levodopa than clinical measures in Parkinson's disease**
Rebecca Daniels, Roxana Burciu, Christopher Knight

P38.12 **Validity and reliability of flexicurve for measuring thoracic kyphosis among people with Parkinson disease (PwP)**
Sally Leung, Jehan Alomar, Bayan Aldhahwani, Jade Carter, Taewook Yu, Dipti Wani, Lori Quinn

POSTERS – Session 3
Wednesday, May 27, 2026

DAY 3

P38.13 **The axial rotation scale: A clinically rated outcome of trunk mobility in Parkinson's disease**
Tim Maurissens, Jean-Jacques Orban de Xivry, Friedl De Groote, Moran Gilat

P38.14 **Validation of the patient-reported outcomes in Parkinson's disease (PRO-PD) scale: Psychometric evaluation in two independent datasets**
Laurie Mischley, Magdelena Murawska

Clinical Sciences: Sleep Disorders

P31.02 **The syn-sleep study: detection of cutaneous phosphorylated alpha-synuclein in REM sleep behavior disorder**
Todd Levine, Bailey Bellaire, **Sarrah Marcotte**, Jourdan Parent, Manuel Duval, Roy Freeman, Christopher Gibbons

P31.04 **Tailored lighting intervention improves fatigue and sleep duration in Parkinson's disease**
Jade Park, Mengxi Yang, Deborah Raymond, Melba Beltre, Adina Wise, Barbara Plitnick, Susan Bressman, Mariana Figueiro, Rachel Saunders-Pullman

Clinical Sciences: Surgical therapy, including cell and gene therapy

P36.05 **Understanding battery life in rechargeable deep brain stimulation devices for Parkinson's disease**
Luke Edwards, Soroush Niketeghad, Edward Goldberg, David Turgutyan, Lisa Moore

P36.07 **Transplantation of peripheral nerve fascicles into the substantia nigra: evaluating the histological characteristics of the DBS-Plus investigational therapy for Parkinson's disease**
Henric Ek Olofsson, Ares Marlonsson, Jorge Quintero, Greg A Gerhardt, Craig van Horne, Ann-Charlotte Granholm

P36.08 **Preliminary clinical outcomes of 50 Parkinson's Disease patients treated with directional, rechargeable deep brain stimulation systems in Azerbaijan**
Aydin Bayramov, Teyyub Hasanov, **Gunay Shukurova**, Aydin Bayramov, Yakup Ozsezer

Clinical Sciences: Symptoms, signs, features & non-motor manifestations

P27.06 **The Parkinson's Pain Study follow up**
Rachael Lawson, **Jenni Naisby**, Katherine Baker, Lynn Rochester, Alison Yarnall, Michele Hu, Donald Grosset, Mark Parkinson, Kirsty Bannister, K. Ray Chaudhuri, Annette Hand, Richard Walker, Monty Silverdale, **Alison Yarnall**

P27.13 **Pain in Parkinson's disease: The impact of a dopaminergic lesion on nociceptive processing**
Rémi Soutrenon, Magali Millecamps, Veronique Coizet

P27.14 **Value of clinical visual tests in Parkinson's disease**
Claire Pauly, Sylvia Binck, Enrico Glaab, Rejko Krüger, Nico J Diederich

P27.15 **Evaluating gait changes in essential tremor and Parkinson's disease after HIFU treatment**
Eduardo Salinas Jaime, **Pablo Miguel Cortadi La Villa**, Graciela María Díaz Tavera, Pablo Lecumberri Villamediana, Marisol Gomes Fernández, María Cruz Rodríguez Oroz

P27.16 **Value of optical coherence tomography in Parkinson's disease**
Sylvia Binck, **Claire Pauly**, Enrico Glaab, Rejko Krüger, Nico Diederich

P27.17 **Salivary alpha-synuclein, alpha-amylase and orofacial sensory dysfunctions in Parkinson's Disease**
Carolina Navarrete Cortes, Ana Trinca, Angélica Da Viega Said, Giovana Diaféria, Paula Midori Castelo, Silvana Bommarito

P27.18 **Functional decline from intermediate to advanced stages of Parkinson's disease: a WHODAS 2.0 analysis**
Rebeka Dias, Nathalia Pereira, Katia Nobrega, Isaira Nascimento, **Luiza Matos**, Rafael Luz, **Erika Adileu**, Taynara Macedo, **Heloisa Pereira**, Maria Piemonte

P27.19 **Exploring the relationship between sense of agency, interoception, and motor imagery in Parkinson's disease**
Judith Bek, Markus Lenizky, Timothy N Welsh

POSTERS – Session 3

Wednesday, May 27, 2026

DAY 3

Comprehensive Care: Shared Decision Making: PwP – Clinician partnership

P18.04 **Developing resources to support prognosis and care planning in Parkinson's: a protocol**
Elisabeth Grey, Ryann Sowden, Claire Bale, Angus Macleod, Danni Manzi, Neil Morrison, Edward Richfield, Aileen Rigg, Rowan Wathes

P18.05 **Clinical value of AI-driven data analyses obtained from continuous and passive real-world motor behaviors in Parkinson's disease: A proof-of-concept study**
Konstantinos Kyritsis, Dimitrios Iakovakis, Vasileios Papapanagioutou, Apostolis Moustaklis, Patricia Van Rompuy, Gaëtan Garraux

Comprehensive Care: Alternative & complementary therapies / Creativity

P15.11 **Integrating Hawaiian culture with healthcare: A pilot study exploring the feasibility of hula as an intervention for Parkinson's disease**
Ruby Shuman, Emma Krening, Julia Takata, Kalehua Tolentino, Mele Look, Kenny Thai, Malika Faouzi, Fay Gao, Todd Seto, G.W. Ross, Michiko Bruno

P15.12 **Simultaneous motor–cognitive table tennis training to enhance coordination, balance, focus, and memory in Parkinson's disease, reducing symptoms beyond table tennis alone**
Ramon Ortega Montes

P15.13 **Dancing the celebration: Exploring improvisation with people living with Parkinson's**
Eduarda Hahn Sorgato, Suzane Weber da Silva, Aline Nogueira Haas

P15.14 **Quality of life improvements in Parkinson's disease after home treatment with photobiomodulation plus exercise: a sham-controlled study**
Anita Saltmarche, Orla Hares, Brian Bicknell, Ann Liebert, Margaret Naeser, Sujith Ramachandran, Jenna Sykes, Kaley Togeretz, Ashley Namini, Gillian Z Heller, Geoff Herkes

P15.15 **Photobiomodulation plus exercise improves facial expression, voice, and communication in Parkinson's disease: a three-stage sham-controlled, real-world trial**
Anita Saltmarche, Orla Hare, Brian Bicknell, Ann Liebert, Margaret Naeser, Jenna Sykes, Sujith Ramachandran, Kaley Togeretz, Geoff Herkes

Comprehensive Care: Caregiving, relationships, respite care, families

P13.09 **Designing advanced-level nursing education in neurocare: integrating clinical and pedagogical perspectives on Parkinson's disease**
Tillan Strand, Katarina Laurell, Carina Hellqvist

P13.10 **Caregiver Buddy: Development of an app design to connect care partners of those with PD living in rural areas**
Elizabeth Stegemoller, Trishala Jain, Ryan Smith, Alenka Poplin, Anuj Sharma

P13.11 **Parkinson's disease and parkinsonism family center: A Pezzoli Foundation's psychoeducational program for patients, families and caregivers**
Matilde Serini, Carmen Aiello, Giulia Garavaglia, Ilaria Riela, Elena Sacilotto, Ileana Sconfietti, Daria Devoto, Daniela Calandrella, Rossana Angela Giove, Aurora Colombo, Alessandra Ranghetti

P13.12 **Patient and care partner decision-making perspectives for advanced Parkinson's disease therapies**
Wei Zhang, Cecilia Jimenez Moreno, Tommi Tervonen, Gemma Al-Jassar, Maria De Leon, Martin Kirchner, Melissa Penn, Tobias Machewitz, Christian de Vries, Anja Gabriel, Jon Weber, Markus Frick, Casper Gøtzsche, Andrea Merriam Crespo, Anissa Mitchell, Jason P. Lott

P13.13 **What do care partners want? Activity priorities and experiences providing care of care partners of Latinos with Parkinson's disease**
Laura Prieto, Jori Gasser, Yuraima Orozco, Maria Mora Pinzon, Luis Columna, Anne Mortensen, Kristen Pickett

POSTERS – Session 3

Wednesday, May 27, 2026

DAY 3

Comprehensive Care: Disability and quality of life

P17.08 **Institutional ethnography of living well with Parkinson's disease in care homes: Organisational culture, connection and care**
Arnelle Gillis, Gary Mitchell, Stephanie Craig

P17.09 **One brick at a time: Building new ways for Veterans to combat Parkinson's disease and improve quality of life**
Jessica Kaplan, Peter Ehlenberger, Kenneth Patterson, Christina Kausek, Angela Satterwhite, Patricia Godley, Jessica Lehosit, Rachel Sinclair

Comprehensive Care: Exercise and Physical Activity

P14.30 **Non-exercise physical activity intervention facilitating standing, mediolateral weight shifting and stepping increases forward gait speed in people with Parkinsons disease**
Miriam van Emde Boas, Chaetkow (Fay) Pongmala, Peter J. H. Scott, Prabesh Kanel, Nicolaas I. bohnen

P14.31 **Can table tennis improve Parkinson's symptoms? Evidence from a pilot study with STAT-ON®**
Ramon Ortega Montes, Daniel Rodriguez-Martin

P14.32 **The 10,000 steps club: Effectiveness and satisfaction of community-based Nordic walking program for people with Parkinson's disease**
Tamara Ferreira de Paiva, Amanda Banuelos, Edward Halstead, Karime Raygoza Abushanab, Hope Reed, Jordana de Paula Magalhães, Christina de Morais Faria, Merrill R. Landers

P14.33 **Effects of bimanual ergometry on dexterity in people with Parkinson disease**
Sierra Castonguay, Daryl Wile, Richard Mageto, Parres Holliday

P14.34 **Creative participatory methods to understand socioecological influences on the experience of physical mobility loss in people with Parkinson's in Ghana**
Jack Lumsdon, Natasha Fothergill-Misbah, Lynn Rochester, Richard Walker, Albert Akpalu, Mary Agoriwo, Momodou Cham, Elikem Bruce, Walter Animdife, Katie Brittain, Ríona Mc Ardle

P14.35 **Postural responses to perturbations in different directions among Parkinson's disease subtypes**
Giulia Torres Rodrigues, Diego Orcioli-Silva, Pedro Paulo Gutierrez, Larissa Isabelle Previero Luz, Maria Eduarda Corpa Cipolla, Bruno Furlanetto, José Angelo Barela

P14.36 **The roles of apathy and social support in transference of large-amplitude movement training among people with Parkinson's disease**
Gillian Porter, Eric Cerino*, Michael McCarthy, Valerie Carter, Lara Taggart

P14.37 **Journey to the optimal YOU: An immersive, integrative retreat to improve confidence, function, and quality of life in People with Parkinson Disease (PwPD)**
Joy Cochran

P14.38 **Bridging education and community care: A dual-benefit exercise program for individuals with Parkinson's disease and undergraduate kinesiology students**
Deanna Kennedy, Jackson Wagner, Madison Weinrich, Cindy Conte

P14.39 **Peer support for physical activity using digital technology for older Latinx individuals living with Parkinson's disease: A feasibility study**
Cristina Colon-Semenza, Carlos Rehbein, Jovany Figueroa-Amaro, Paria Darbandsari, Omaniel Ortiz, Krisha Shaw, Marla Metevier, Richard Fortinsky

P14.41 **Feasibility and acceptability of spatiotemporal activity modification (STEAM) treatment for Parkinson's disease**
Judith Bek, Deborah A Jehu, Forouzan Rafiei, Meghan Kazanski, Silu Wang, Trisha Kesar, Laura Emmery, Lucas McKay, Madeleine E Hackney

P14.42 **Individualized sensorimotor training reveals preserved neuroplastic capacity across aging and Parkinson's disease**
Edward Ofori, Justin Foster

P14.43 **Staying active @ home: A telehealth approach to reaching rural individuals with PD**
Kristen Pickett, Anne Mortensen, Rachel Wilberding, Megan Ramstack, Laura Prieto, Sarah Zurawski

Comprehensive Care: Health accessibility / Underserved populations

P20.02 **Comparing telehealth to in-person visits for Parkinson's disease patients at a tertiary care safety net hospital in Boston**
Ray James, Marie Saint-Hilaire, Cathi Ann Thomas, Stacey Hess-Pino

P20.04 **Embedding patient and public involvement and engagement into the East London Parkinson's Disease Project: approach and lessons learnt**
Laura Smith, Shafaq Hussain, Kamalesh Dey, Alexandra Zirra, Essa Bhadra, Tejala Rao, Brook Huxford, Rhiannon Laban, Ellen Camboe, Viktoria Azoidou, Alastair Noyce

P20.05 **The health economics of skin biopsy detection of phosphorylated alpha-synuclein in a private practice**
Colin Gibbons, Todd Levine, Roy Freeman, Nicole Murray, Alexandria Swanson, Jason Crowell, Justin Phillips, Sarrah Marcotte, Jourdan Parent, Manuel Duval, Christopher Gibbons

P20.10 **An online platform to deliver compensation strategies for improve gait to underserved Parkinson's disease populations**
Tamine Capato, Anouk Tosserams, Bas Bloem, Jorik Nonnekes

P20.11 **HOPE PALS: The power of collaboration at the service of the Spanish-speaking Parkinson's community**
Claludia Martinez, Camila Gadala-Maria, Clemie Pizzillo, Ignacio F. Mata, Ruby Villalobos, Pamela Harris, Sara Correal, Rosa Peña, Francisco Doblas, Adriana Jimenez

P20.12 **Money matters: The relationship between financial health and Parkinson symptom severity**
Laurie Mischley, Julia Dannenbaum, Emma Arnold, Melissa Naranjo Vanegas, Magdelena Murawska

Comprehensive Care: Lay / Professional health literacy & Public thought

P16.04 **A window into another world: Using film to increase knowledge and health literacy about Parkinson's disease in college students and community members**
Marjorie Getz

Comprehensive Care: Multidisciplinary / Interdisciplinary teams

P24.10 **Prioritizing the improvement of hospital care for people with Parkinson's disease through the Parkinson's Foundation Hospital Care Initiative**
Annie Brooks, Sheera Rosenfeld, MHS, Hannah Wetherholt

P24.11 **Intensive interdisciplinary "PD Boot Camp" – Development of a cohort style of rehabilitation in DayRehab™**
Caitlyn Seuschek, Kathleen Sweeney, Miriam Rafferty, Kristen Hohl, Amy Zhou

P24.12 **A rapid access, integrated care service for people with Parkinson's: Supporting those at risk of hospital admission and addressing unmet palliative need**
Elisabeth Grey, Edward Richfield, Emma Thorman

P24.13 **Experience in an interdisciplinary Parkinson's disease rehabilitation clinic and the administration of the PDQ-39**
Benjamin Friedman, Liana Patterson, Kaley Brower, Kristen Hohl, Miriam Rafferty

POSTERS – Session 3
Wednesday, May 27, 2026

DAY 3

Comprehensive Care: Nutrition and gastrointestinal issues

P26.06 **Macronutrients and micronutrients in patients with Parkinson's in northeastern Mexico: An exploratory study**
Roberto Trejo-Ayala, Patricia Ancer-Rodríguez, Mayra Herrera-López, Karla Chapa-Ancer, Jesús Bermudes-Mendoza, Beatriz Chávez-Luévanos, **Ingrid Estrada-Bellmann**

P26.07 **Pilot study investigating a prebiotic fiber blend targeting the gut–brain axis in Parkinson's disease (PD)**
Morganne Smith, Olivia Todd, Indika Edirisinghe, Britt Burton-Freeman

P26.08 **Nutrition and Parkinson's disease; the use of World Cafés as a participatory approach to understand key issues and research priorities**
Fiona Lithander, Marshal Shuler, Aakash Prasad, Debbie Samuel, Richelle Flanagan, Viswas Dayal, Carmel McGrath, Peng Du

Comprehensive Care: Palliative Care / Advanced Planning / End of Life Care

P19.03 **Advanced nursing in Parkinson's disease**
Tanja Nojonen, **Jenna Karppanen**

Comprehensive Care: Rehabilitation sciences (PT, OT, SLP)

P25.02 **The development and evaluation of a conversation therapy program for people with Parkinson's and their partners**
Ramishka Thilakaratne, Karen Wylie, Naomi Cocks, Andrea Loftus

P25.19 **Can we improve Freezing of Gait during turning in Parkinson's disease? Effects of split-belt treadmill intervention with overground gait adaptation training**
Maaike Goris, Nicholas D'Curz, Margot Genbrugge, Lova Hulst, Wim Vandenberghe, Alice Nieuwboer, Moran Gilat

P25.34 **Translating consensus into practice: Parkinson's Foundation Rehabilitation Medicine Initiative**
Miriam Rafferty, Kristen Hohl, Kestner Catherine, Nicole Lessard, Kristin Wallock, Parkinson's Foundation Rehabilitation Medicine Initiative Team In partnership with Shirley Ryan AbilityLab, Northwestern University, University of Michigan, University of Southern California and University of Utah

P25.39 **Efficacy of virtual reality-based physical therapy for patients with Parkinson's disease: A critically appraised topic**
Joy Williams, Aliah Cisneros, Tammy Shin

P25.40 **Foot dystonia in Parkinson's: physiotherapists' understanding and insights for treatment**
Rachel Rutley, Sue Hunter, Ali Aries

P25.41 **Challenging physical exercise to improve balance: Effects of multidomain boxing-based training in people with Parkinson's disease**
Miguel Pino, Pablo Burgos

P25.42 **Perceived effectiveness of treatments for balance and gait in Parkinson's disease based on fall history: The STEPS-PD project**
Tamara Ferreira de Paiva, Jordana de Paula Magalhães, Christina de Morais Faria, Adetayo A. Babarinde, Jason K. Longhurst, Ryan P. Duncan, Merrill R. Landers

P25.43 **Motor learning of ankle control in people with Parkinson's disease: Effects on balance**
Pablo Burgos, Martina Mancini, Victor Ouellet, Laurie King, Patty Carlson-Kuhta, Young-Abraham Kang, Fay Horak

P25.44 **Beyond the referral: One health center's quest to deliver physical therapy services to people with Parkinson disease**
Parminder Padgett, Stephen Lee, Kelly Farrell

P25.45 **Stepping forward with NUSHU: Vibrotactile feedback for freezing of gait**
Calli Hutchison, George Chatzipirpiridis

P25.46 **Intra-rater and inter-rater reliability of floor sitting-rising test in people with Parkinson's disease**
Bayan M Aldhahwani, Jehan A Alomar, Sally Leung, Jade Carter, Andrew Buser, Alillia Bowden, Anusha Raghunathan, Dipti Wani, Lori Quinn

POSTERS – Session 3

Wednesday, May 27, 2026

DAY 3

P25.47 **Determinants of home and community assistive device use in Parkinson's disease: A STEPS-PD project**
Jordana de Paula Magalhães, Tamara Ferreira de Paiva, Christina Faria, Adetayo Babarinde, Jason Longhurst, Ryan Duncan, Merrill Landers

P25.48 **Improving self-efficacy in Parkinson's fatigue management using cognitive behavioral occupational-based approach**
Ling Wan-Albert, Christine Flynn, Rita Ng

P25.49 **Designing personalized freezing of gait interventions for freezers and non-freezers with Parkinson disease based upon insights from pathophysiological mechanisms**
Becky Farley, Jennifer Bazan-Wigle, Emily Borchers, Shelley Hockensmith

P25.50 **A rapid and practical screening tool to predict motor disability in activities of daily living in Parkinson's disease**
Rebeka Amanda Dias, Larissa Bitaraes, Luiza Matos, Maria Piemonte

P25.51 **Development of a point based fall risk score incorporating turn duration in individuals with Parkinson's disease**
Cielita Lopez-lennon, Blessing Ofori-Atta, Anson Rosenfeldt, Erin Suttman, A. Elizabeth Jansen, Eric Zimmerman, Peter Imery, Jay Alberts, Leland Dibble

P25.52 **Micrographia and Parkinson's disease: response to photobiomodulation**
Anita Saltmarche, Orla Hare, Brian Bicknell, Ann Liebert, Kaley Togeretz, Geoff Herkes, Margaret Naeser

P25.53 **Physical therapy incorporating equine movement: Exploring functional mobility in individuals with Parkinson's disease**
Madison Weinrich, Ashwini Sansare, Priscilla Lightsey, Nancy Krenek, Lauren Crabb, Rachel Minyard, Deanna Kennedy

P25.54 **Dual task versus single task touchscreen training in Parkinson's disease and healthy adults**
Joni De Vleeschhauwer, Evelien Nackaerts, Nicholas D'Cruz, Moran Gilat, Wim Vandenberghe, Alice Nieuwboer

P25.56 **Smartphone-based speech analysis for AI-driven dysphagia detection**
Alon Shapira, Ariel Schiff, Yael Manor, Tanya Gurevich, Sharon Hassin,Vered Livneh

Comprehensive Care: Self-management, empowerment, coping strategies

P23.08 **Comparing novel vs familiar internalized cues on gait parameters and spontaneous synchronization styles in younger and older adults and people with Parkinson's**
Sarah Park, Jennifer Lee, Kristi Von Handorf, Jessica Grahn, Dawn Rose

P23.09 **Self-management, coping and empowerment in Parkinson's medication use: findings from a mixed-methods study**
Hazel Haworth, Katherine Rogers, Gillian Carter, Gary Mitchell, Patrick Stark

P23.13 **My life with Parkinson's disease and my life as a registered dietitian: From patient to advocate – empowerment through self-management and nutrition in Parkinson's disease**
Masaru Yoshimoto, Misa Yamaguchi

Comprehensive Care: Sexuality & Intimacy

P21.01 **Exploring sexuality, intimacy and relationship changes in people with Parkinson's disease and their partners**
Fleur Terrens, Annie Lewis, Sze-Ee Soh, Prue Morgan, Jennifer McGinley

P21.04 **Sexual health in Parkinson's disease: Distinct predictors and the need for gender-specific interdisciplinary care**
Katia Nobrega, Maria Elisa Piemonte, Taynara Macedo, Rebeka Amanda Dias

P21.05 **Sexual interest & health in Parkinson's disease**
Samantha Evans, Laurie Mischley, Joshua Farahnik

CSc_16 Prodromal States

P42.03 **Facial emotion recognition in participants with PSG-proven RBD – an exploratory study**
Claire Pauly, Sonja R Jónsdóttir, Nico J Diederich, Liliana Vilas Boas, Alexander Pincherle, Rejko Krüger

POSTERS – Session 3

Wednesday, May 27, 2026

DAY 3

Living with Parkinson's: Advancing research : collaborations, fundraising, trials, campaigns

P46.02 **The WPC Effect: Two decades of connection, empowerment, and change**
Sara Whittingham

P46.14 **Exploring participation in neuroimaging in Parkinson's disease trials through stakeholder collaboration: insights from the Critical Path for Parkinson's Consortium Advisory Council**
Martijn Muller, Michèle Bartlett, Claire Boles, Gary Boyle, Peter DiBiaso, Alison Handler, Kevin Kwok, Claire Lehman, Beverley Price, Jenn Rohl, Rosa Quintana, Angelica Asis, Eda Baykal-Caglar, Amelia Hursey, Laura Jacobs, Helen Matthews, Evelyn Stevens, Jamie Eberling, Kathleen Poston, David Russell, Ragasudha Botta, Diane Stephenson, Laura Carrillo

P46.15 **Partnering with people with Parkinson's to shape the future of research and medicines development**
Matthew May, Veerle Aertsen, Claire Bale, Graham Brown, Clyde Campbell, Denise Coley, Robert B. Coley, Polly Dawkins, Peter DiBiaso, Richelle Flanagan, Rebecca Gilbert, Amelia Hursey, Michael Katz, Catherine Kopli, Christopher Krueger, Stephanie Leutert, Scott Marks, Helen Matthews, Maggie Kuhl, Cathy Molohan, Anaya Navangul, Luis Torrez

P46.17 **Leveraging the lived experience perspective: The role of critical path for Parkinson's (CPP) Consortium's Patient Advisory Council in advancing drug development tools**
Laura Carrillo, Angelica Asis, Suzanne Bailey, Claire Bale, Michèle Bartlett, Eda Baykal-Caglar, Claire Boles, Gary Boyle, Peter DiBiaso, Casey Gallagher, Alison Handler, Laura Jacobs, Caitlin Kelliher, Kevin Kwok, Claire Lehman, Maria Marano, Martijn Muller, Anaya Navangul, Helen Matthews, Beverley Price, Rosa Quintana, Jennifer Rohl, Evelyn Stevens, Diane Stephenson, Yuge Xiao

P46.18 **Empowering Hispanic/Latino vommunities through research and education: Expanding access to Parkinson's genetic studies across Latin America**
Anny Coral-Zambrano, Miguel Inca Martínez, Priscila D. Hodges, Joshua Ruffner, Ignacio Azcarate, Kamalini Ghosh Galvelis, Nicola Bothwick, Allison Dilliott, Megan Dini, Lark Caboy, Margaret Caulfield, Melissa Nicewaner, Addison Yake, James C. Beck, Roy N. Alcalay, Ignacio F. Mata, Rebeca De León, The Parkinson's Foundation PD GENEration Study

P46.22 **Effect of dual tasking on reactive balance control in Parkinson's disease patients**
Soubhagya Nayak, Chaerin Hong, Jordan Barajas, Hyunglae Lee, Daniel Peterson

P46.23 **Establishing a patient advisory program to co-design a precision Parkinson's disease app**
Sheila Oren, Brett Colbert, Daniella Ziv, Shai Gorelik, Nira Saporta

Living with Parkinson's: Living Well with PD

P45.02 **Parkinson's doesn't sleep: Global survey reveals nighttime burden on PwPs and care partners**
Larry Gifford

P45.15 **Pass to pass: Facilitating outdoor recreation for people living with Parkinson's disease**
Rosemary Gallagher, Bill Meyer, Nadean Meyer, A.C. Woolnough

P45.30 **Too old for teletherapy?**
Brittany Scott

P45.31 **Swallow with intent!**
Brittany Scott

P45.37 **Rallying against Parkinson disease: Exploring the therapeutic impact of pickleball**
Suzanne O'Neal, Jamie Nesbit, Patrice Tara McIsaac, Patrice Ayala, Stephanie Soto, Kathryn Riley

P45.38 **Pickleball for people with Parkinson's disease: A feasibility study**
Suzanne O'Neal, Tara McIsaac, Patrice Ayala, Jamie Nesbit, Stephanie Soto, Kathryn Riley

P45.40 **Be Woman Project: Making a difference in women' well-being**
Francesca de Bartolomeis, Silvia Della Morte, Elena Berti, Francesca Morgante, Luciana Ricciardi, Nicola Modugno

POSTERS – Session 3

Wednesday, May 27, 2026

DAY 3

P45.41 **Integrated all-purpose facility-based Parkinson's care model: The Adewunmi Desalu Parkinson's Foundation (ADPF) revolving program experience in Nigeria**
John Akinola

P45.42 **Passing the healthcare ball to the community: A community-funded walking football programme for people living with Parkinson's**
Olivia Strachan, Luke Wilkinson

P45.44 **Expanding access: APDA's Rural Outreach Models in Iowa and Missouri to support families affected by Parkinson's disease**
Catherine Krane, Shelly Charter, Sydney Settle, OTD, E.Amanda Landsbaum, MS, OTR/L, Elvin Yao, PhD, Susan Caallison, M.Beth Elders, Rosa Pena, MSW, Jim Powers, Elizabeth Stegemoller, PhD

P45.45 **Factors influencing participation in Parkinson's disease community programs: Preliminary findings from a Houston cohort**
Chiamaka Onuigbo, Juan Martinez-Lemus, Shivika Chandra, Mya Schiess

P45.46 **Longitudinal assessment of exercise on physical function and quality of life in Parkinson disease**
Madeline Converse, Kassu M. Beyene, Susan B. Racette

P45.47 **Mindfulness & meditation for people with Parkinson's: A focused review of anxiety, depression, and quality-of-life outcomes**
Michael High

P45.48 **Harmony in motion: A browser-based hand-tracking platform that encourages aesthetic experience**
Jonathan Larson, Jhia Jackson

P45.49 **Mind & Motion: A community-based wellness series that improves quality of life through education and exercise**
Maggie Abbott, Megan Hanratty

Living with Parkinson's: Public Education or Awareness Programs

P43.25 **MOVE ON UP: A Digital Therapeutics initiative to improve physical and cognitive health in people with Parkinson's**
John Dean, Josefa Domingos, Catarina Godinho

P43.26 **Patient and community engagement and involvement for Parkinson's advocacy in a low resource setting in coastal Kenya**
Jared Okeno, Brenda Mghendi, Natasha Fothergill-Misbah, Peter Masese

P43.27 **Improve your Parkinson's resources through collaboration**
Taylor Gauss, Michael Louviere, Carmen Higgins, Colleen LeBlanc, Ben Bement, Randy LeBlanc

P43.28 **Weaving networks and empowering leaders: The Hispanic Ambassadors Leadership Program advancing the well-being of the Latin American Parkinson's community**
Sara Linn, Claudia Martinez, Nadia Guinart

P43.29 **"Parkinson Positivos": A collaborative effort to educate and empower the Spanish-speaking community**
Hiral Shah, Rosa Pena, Claudia Martinez

P43.31 **Transforming Parkinson's care in Africa; impact of community engagement and involvement in Parkinson's disease management**
Elikem Ame-Bruce, Walter Animdife, Momodou Cham, Natasha Fothergill-Misbah

P43.32 **Informing to feel, feeling to act: Manamano, a Colombian digital initiative building empathy and awareness about Parkinson's disease**
Natalia Pinilla Téllez, Nolo Rivadulla, Paco Alonso, Patricia Téllez Lombana, José Miguel Pinilla Malagon, José Gabriel Pinilla Téllez

POSTERS – Session 3
Wednesday, May 27, 2026

DAY 3

P43.33 **Empathic communication and digital advocacy: Transforming the public perception of Parkinson's disease in Colombia**
Natalia Pinilla Téllez, Patricia Téllez Lombana, Nolo Rivadulla, José Miguel Pinilla Malagon, José Gabriel Pinilla Téllez, Paco Alonso

P43.34 **Striatum: A game that makes your neurons work**
Marie Fuzzati, Morgane Paul

Living with Parkinson's: Other

P47.03 **Processing a challenging hospital experience: Providing a tool for people with Parkinson's to document a difficult stay and determine next steps**
Annie Brooks, Hannah Wetherholt, Sheera Rosenfeld, Ripley Hensley, Carla Velastegui

Late-Breaking

LBP01.02 **Lysosomal dysfunction as an initiating mechanism of environmental toxicant-induced Parkinson's neurodegeneration**
Teel Walters, Ashley Adamson, Karen Jaunarajs, Alison Bernstein, Briana De Miranda

LBP01.03 **In vitro modeling of environmental susceptibility in Parkinson's disease**
Katelyn VanderSleen, Alison Bernstein

LBP05.01 **Alpha-synuclein pathology drives early thalamic hypermetabolism**
Seyed Hani Hojjati, Gloria Chia-Yi Chiang, Xiuyuan Hugh Wang, Tracy A. Butler

LBP07.03 **Role of striatal glycine receptors in a non-progressive Parkinson's disease model**
Sydney Stiles, Braulio Muñoz

LBP11.01 **Oral administration of a novel peptide PP021 preserves nigral dopaminergic neurons in animals with Parkinson-like disease**
Chester Chien, Carol Wu, Sherry Chang, Steve Lin

LBP12.06 **Human tissue engineered nigrostriatal pathway reveals bi-directional axon-mediated spread of pathological alpha-synuclein**
Dimple Chouhan, George T. Kannarkat, Kacy Cullen, John E. Duda

LBP16.03 **Knowledge, attitudes and perception of healthcare personnel towards Parkinson's disease in a ghanaian district-level hospital**
Edem Stephen Komla Deh

LBP17.01 **Beyond education: The importance of social connection in Parkinson's disease support groups**
Kristina Neely, Caleb Watson, Rachel Williams

LBP23.01 **Development of an intuitive phone application to track Parkinson's disease symptoms**
Alp Demirtas, Isabell Senft-Daniel

LBP29.01 **Advancing therapies for genetic Parkinson's disease: Parkin-PD**
Jennifer Johnston, David Eidelberg, Nobutaka Hattori, Marty Acevedo, Allison Madan, Kent Harris, Erin Duval

LBP31.01 **Comparison of the effects of levodopa–benserazide prolonged-release and levodopa–carbidopa–entacapone on sleep quality in patients with idiopathic Parkinson's disease**
Hilal İlbars, Ömer Akbudak, Aysu Akbaş Korucu, Osman Korucu, Emine Emektar

POSTERS – Session 3

Wednesday, May 27, 2026

DAY 3

LBP32.01 **Applying convolutional neural networks with neuroimaging biomarkers to detect Parkinson's disease**
Anthaea-Grace Patricia Dennis, Chiara Camastra, Robert Chen, Philip Gerretsen, Antonio Strafella

LBP34.03 **A pilot study of phosphorylated alpha-synuclein detection and quantitation from routine colonic biopsies in patients with Parkinson's disease**
Christopher Gibbons, Todd Levine, Bailey Bellaire, Jourdan Parent, Sarrah Marcotte, Manuel Duval, Roy Freeman

LBP35.01 **Safety, tolerability and pharmacokinetics (PK) study of NT-301 nano-apomorphine freebase as a single use nasal spray**
Steve Shrewsbury

LBP35.02 **Lu AF28996 may improve motor complications in patients with Parkinson's disease and persistent OFF-time despite optimized treatment: Results from an open-label phase 1b trial**
Alberto Cucca, Astrid-Maria Højer, Christine Liander, Lambert Creuwels, Mads Pedersen, Didier Meulien

LBP36.03 **Subterritory-specific electrode placement within the globus pallidus internus and cognitive/neuropsychiatric outcomes in Parkinson's disease: A systematic review**
Michelle Vanessa Schmidt, Christian Heck

LBP37.07 **Decentralized randomized trial on the efficacy of a phase 3 specialized phototherapy device for Parkinson's disease**
Sarrah Hussain, Christi Alessi-Fox, Melissa Kostrzebski, Kathryn Murphy, Michelle Porto, Katrina Schmier, Karen Clark, Andrew McGarry, Jamie L. Adams, Pinky Agarwal, Jason Aldred, Kristin Andruska, Alexander Baumgartner, Jill Farmer, Gail Kang, Raja Mehanna, Irene Richard, Ludy C. Shih, Michael Soileau, Meredith Spindler, Andrew Stalker, Matthew Swan, Kara Wyant, Charles Zollinger, Kent Hendrix, Suzanne Hendrix, Dan Adams, E. Ray Dorsey

LBP37.09 **Safety, tolerability, and preliminary efficacy of ONO-2808, a sphingosine-1-phosphate receptor 5 agonist, in multiple system atrophy**
Anne-Marie Wills, U. Shivraj Sohur, Atsushi Takeda, Susan Perlman, Tomoko Oeda, Carlos Singer, Daniel D. Truong, Pravin Khemani, Praveen Dayalu, Pinky Agarwal, Barbara Kelly Changizi, Patricio Millar Vernetti, Keiko Toyooka, Nicole Owens, Okan U. Elci, Ryunosuke Higashi, Akihisa Nishimura, Rajesh Pahwa, Stuart H. Isaacson, Peter A. LeWitt, Nikolaus R. McFarland

LBP39.04 **Smart shoe-based vibrotactile cueing effects on gait in Parkinson's disease**
George Chatzipirpiridis, Shanshika P. Maddumage Dona, Alessandro Schaer, Henrik Maurenbrecher, Carlo Mangiante, Chinouk van Nijen, Erica DeMarch, Romina Willi, Kathrin Müsch, Graham K. Kerr

LBP39.05 **First fully deployed clinical smartphone platform for Parkinson's disease: Real-world implementation at Cedars-Sinai Medical Center and the NHS**
Michele Tagliati, Bridget Frommel, Cheri Phillip, Yvette Bordelon, Echo Tan, Elliot Hogg, Camille Malatt, Kinan Muhammed

LBP40.05 **Upper mesencephalic cholinergic system changes in levodopa-unresponsive freezing of gait in Parkinson's disease**
Nicolaas Bohnen, Stiven Roytman, Giulia Carli, Prabesh Kanel, Chaetkew Fay Pongmala, Miriam Van Emde Boas, Roger Albin, Kelvin Chou

LBP40.06 **Lifespan stability of substantia nigra neuromelanin signal across a demographically diverse sample**
Senegal Alfred Mabry, Elizabeth Riley, Marlen Gonzalez, Eve DeRosa, Adam Anderson

LBP44.01 **Red tulip lanyard: From civil society initiative to public policy recognition in Brazil and potential for global implementation**
Fulviany Lazzari, Sandra Muncinelli, Joster Melo, Cristina Teixeira, Jhony Sasaki, Renato Marques, Viviane Cardoso, Fabio Manffra, Ellen Costa, Fabricio Martins, Guilherme Malheiros, Daniel Boari, Danielle Lanzer

LBP47.01 **Understanding the lived experience of OFF periods and usability of a novel inhaled therapy in Parkinson's disease (PD): Insights from a patient focus group**
Malaz Elhussein, Bhavin Dalal

POSTER TOURS

Monday, May 25, 2026

DAY 1

11:30 AM – 12:30 PM | Exhibit Hall DE

Tour sign-up is required (see sheets near the extrance of the Exhibit Hall DE).

Poster Tour 1: Etiology, genetics, epidemiology, and toxicants

Host: Huw Morris (UK)

P01.01 **Investigating the impact of the G2385R LRRK2 variant**

P01.03 **Meta-analysis of "unknown" GBA1 variants: Implications for Parkinson's disease risk and clinical trial design**

P01.04 **Genetic characterization of Parkinson's disease in a Chilean cohort**

P01.07 **Impact of ultrafine particles from air pollution on Parkinson's disease: from brain biodistribution to neurotoxicity**

P01.08 **Parkinson's disease genetic risk modulates microglia transcriptional states in α-synucleinopathies**

Poster Tour 2: Neuroinflammation & Immune systems

Host: Miquel Vila (Spain)

P10.05 **Targeting neurotoxic gut microbial metabolites in PD using small molecules and live biotherapeutics.**

P10.06 **Elucidating and comparing the neuroinflammatory signatures of Parkinson's disease, progressive supranuclear palsy, and corticobasal degeneration using post-mortem brain transcriptomics**

P10.09 **A molecular convergence in the triad of Parkinson's disease, depressive disorder and gut health is revealed by the inflammation-miRNA axis**

P10.11 **Parkinson's disease and the gut-brain axis: how microbial metabolites drive Immune cell dysfunction**

P10.17 **Disruption of the vagal immunomodulatory pathway exacerbates a-synuclein pathology and neuroinflammation in a PFF a-synuclein model of Parkinson's disease**

P10.19 **A comprehensive single-cell RNA sequencing analysis of the peripheral immune system in idiopathic and genetic Parkinson's disease**

Poster Tour 3: Neuroprotection, trophic factors and regenerative approaches

Host: Ryosuke Takahashi (Japan)

P02.04 **Loss of Flcn in dopaminergic neurons is protective against alpha-synuclein toxicity and promotes lysosomal function**

P02.05 **Rescue of α-synuclein–mediated neurodegeneration by supplementation of a non-aggregatable α-synuclein variant**

P02.06 **Impact of exercise on iPSC-derived dopaminergic graft reinnervation of the striatum in non-human primate model of Parkinson's disease**

P02.07 **Nicotinamide ameliorates retinal biomarkers in an A53T mouse model of Parkinson's disease**

P02.08 **Exercise, the microbiome, and Parkinson's: Insights from the FoxInsight human data set**

P02.09 **Dose and sex specificity of the glycopeptide PNA5 for the treatment of cognitive decline in Parkinson's disease**

Poster Tour 4: Multidisciplinary/Interdisciplinary team & Alternative therapies

Host: Julia Wood (USA)

P24.01 **Online learning preferences of healthcare providers caring for people with Parkinson's disease**

P24.02 **Bridging movement and communication: integrated rehabilitation strategies for Parkinson's disease**

P15.02 **Songlines for Parkinson's: a multimethod investigation of a novel co-developed music-and-movement intervention for people with Parkinson's**

P15.07 **'Parkinson's Dance Science' – An evidenced, therapeutic approach to creative dance practice specific for people with Parkinson's – A pragmatic evaluation in the naturalistic setting**

P15.09 **In-person versus online dance in Parkinson's disease. Results from the UPGRADE-PD study**

LBP24.02 **RCT to evaluate a group program to reduce freezing of gait & falls for older adults with Parkinson's disease**

Poster Tour 5: Clinical trials: design, outcomes, recruiting etc.

Host: Tom Foltynie (UK)

P37.02 **The power of community-engaged recruitment methods in a Parkinson's Disease Dementia/Lewy Body Dementia care partners national randomized controlled trial**

P37.03 **EJS ACT-PD: The world's first multi-arm, multi-stage platform trial assessing potential disease-modifying therapies for Parkinson's disease**

P37.10 **Long-Term improvements in motor symptoms, quality of life, and sleep disturbances with Foslevodopa/Foscar bidopa vs oral therapies for people with advanced Parkinson's in the United States: Indirect comparison of phase 3 and real-world observational trials**

P37.20 **Prasinezumab in early-stage Parkinson's disease: additional data from the PADOVA study**

P37.25 **Investigating the safety and efficacy of long-term administration of Tavapadon in people with Parkinson's disease (TEMPO-4)**

P37.31 **Staged, bilateral magnetic resonance-guided focused ultrasound pallidothalamic tractotomy for motor complications in Parkinson's disease: A Phase III pivotal trial**

LBP37.04 **STEM-PD: An open-label phase I/II trial of transplanted human pluripotent stem cell-derived dopaminergic progenitor cells in Parkinson's disease**

Poster Tour 6: Neuroimaging

Host: Thilo van Eimeren (Germany)

P40.04 **Cognitive Impairment in Parkinson's disease: association between white matter lesion volume and MoCA score**

P40.08 **Rhythmic auditory stimulation may preferentially improve gait automaticity in cognitively-impaired people with Parkinson disease**

P40.09 **Associating resting-state functional connectivity and improvements in reactive stepping in Parkinson's disease**

P40.10 **Multimodal connectome-based classification framework in the 6-OHDA rat model of Parkinson's disease**

P40.11 **Resting-state fMRI complexity as an early marker of dopaminergic deficit in Parkinson's disease**

P40.12 **Longitudinal analysis of MRI pallidal index, cumulative Mn exposure, and progression of parkinsonian symptoms in occupationally exposed workers**

P40.14 **Quantifying progressive regional brain atrophy in Parkinson's disease using deep learning–based longitudinal MRI volumetry**

P40.15 **Whole brain [11C]-PE2I dopamine transporter PET imaging in persons with Parkinson's with freezing of gait or a history of falls**

Poster Tour 7: Epidemiology, genetics and risk factors

Host: Matt Farrer (USA)

P29.03 **Predicting Parkinson's disease: exploring prodromal disease algorithms in PREDICT-PD**

P29.07 **Distinct pathways in idiopathic Parkinson's: Three genetic subgroups with distinct clinical trajectories and different treatment responses in two phase III trials**

POSTER TOURS
Monday, May 25, 2026

DAY 1

P29.08 **Unravelling the effect of T2DM on PD symptom severity and progression: A meta-analysis**

P29.12 **X-chromosome-wide association study of Parkinson's disease in a Latin American cohort**

P29.13 **Exposure to pyrethroids and organophosphates: Clinical characterization in Parkinson's in northeastern Mexico**

LBP29.02 **Causal inference and multi-omic integration to reveal therapeutic target opportunities in Parkinson's disease**

Poster Tour 8: Palliative Care / Disabiltiy / Health Literacy

Host: Hollie Shill (USA)

P18.02 **Improving patient-clinician communication in Parkinson's disease through a patient concerns inventory**

P16.01 **Assessing the accuracy and timeliness of medication administration for hospitalized patients with Parkinson disease**

P19.01 **Collaborative development of evidence-informed end-of-life (EoL) care guide for Parkinson's disease (PD) in France: A first-of-its-kind initiative?**

P17.07 **Evaluation of the English version of PDQoL7 questionnaire for Parkinson's disease**

P19.04 **Impact of a home-based care model on the quality of life for bedridden Parkinson's patients in Ethiopia**

LBP17.02 **Self-image is differentially affected by menopause stage and disease duration in women with Parkinson's disease: Results from the large-scale female health and home life survey**

Poster Tour 9: Public Education or Awareness Programs

Host: Daniel Weintraub (USA)

P43.01 **The Parkinson's buddy program: a collaborative model to foster medical education and community empowerment**

P43.17 **A grassroots model for living well: Ten years of the ambassador leadership program**

P43.19 **Optimizing Parkinson's care: empowering people with Parkinson's before, during and between appointments**

P43.24 **Evolving insights: Understanding the information and program preferences of the Parkinson's community (2022–2025)**

P43.30 **Participatory activities engaging people living with Parkinson in the area of the Vall d'Hebron Research Institute and University Hospital in Spain**

Poster Tour 10: Mitochondria, Oxidative Stress / Genetic and Cellular Models of PD

Host: Sreeganga Chandra (USA)

P04.01 **Enhancing mitochondrial function via NRF1 overexpression protects dopaminergic neurons in human and rodent models of Parkinson's disease**

P04.03 **Targeted mitochondrial stabilization as a neuroprotective strategy in Parkinson's disease**

P12.04 **Investigating the impact of P2RY12 genetic variants in a 3D iPSC model of alpha-synuclein aggregation**

P04.06 **Correction of mitochondrial function by SLP-2 mitigates neuropathology induced by pathological levels of al pha-synuclein in human neurons, Drosophila and mouse models**

P12.09 **Characterization of the novel A30G α-Synuclein mutant in Parkinson's disease: Dissociation of oligomerization and phosphorylation from neuronal toxicity**

P12.10 **Identification of GCase activity modifiers to elucidate genetic drivers of Parkinson's disease**

POSTER TOURS

Tuesday, May 26, 2026

DAY 2

11:30 AM – 12:30 PM | Exhibit Hall DE

Tour sign-up is required (see sheets near the extrance of the Exhibit Hall DE).

Poster Tour 11: Clinical trials: design, outcomes, recruiting etc.

Host: Jens Schwamborn (Luxembourg)

P37.05 **Participant perspectives in clinical study design: insights from the ATLANTIS Phase II study of glovadalen in advanced Parkinson's disease**

P37.07 **Effect of elevation training mask on swallowing function in individuals with Parkinson's disease**

P37.15 **Remote gait-training intervention is safe, feasible, and effective for improving freezing of gait in Parkinson's disease: A randomized controlled trial**

P37.19 **Sustained effect of prasinezumab on Parkinson's disease motor progression in the open-label extension of the PASADENA trial, 5-year update**

P37.23 **PD GENEration Sub-Studies: The next step to engaging people with Parkinson's disease in research**

LBP37.08 **Topline results of a phase 1b study testing an NLRP3 inflammasome inhibitor in early-stage Parkinson's disease**

Poster Tour 12: Advancing research: collaborations, fundraising, trials, campaigns

Host: Bas Bloem (Netherlands)

P46.06 **Engaging early career researchers in the Parkinson's research funding process**

P46.09 **Combination therapies: A new approach to disease modification in Parkinson's?**

P46.11 **Explaining early gene therapy research of AB-1005 (GDNF gene therapy) for Parkinson's disease (PD): patients'/ caregivers' perspective**

P46.16 **The critical path for Parkinson's (CPP) Integrated Database: Advancing drug development tools that matter for people living with Parkinson's**

P46.20 **Understanding the unmet needs of women with Parkinson's pre and post diagnosis to inform care, support and research**

LBP46.01 **Sustaining Parkinson's research through funding gaps: APDA's bridge funding awards**

Poster Tour 13: Pathology

Host: Patrick Lewis (UK)

P05.02 **Heterozygous DRP1-knockout reduces α-synuclein pathology and neuroinflammation in vivo**

P05.03 **Clinical and neuropathological features of amygdala-predominant Lewy body disease: insights from a brain bank cohort**

P05.04 **Deciphering the role of heparan sulfate in the glymphatic clearance of α-synuclein aggregates**

P05.06 **Heparan sulfate accelerates α-synuclein pathology in mice**

P05.07 **Nucleocytoplasmic transport deficits are associated with Lewy body pathology in Parkinson's disease**

POSTER TOURS

Tuesday, May 26, 2026

DAY 2

Poster Tour 14: Neuropharmacology, brain physiology, electrophysiology and circuitry

Host: Un Kang (USA)

P09.06 **Spleen Tyrosine Kinase is a druggable therapeutic target in Parkinson's disease**

P07.01 **Mechanism-based mid-cerebellar rTMS can improve gait dysfunction in patients with Parkinson's disease**

P07.02 **Mechanism and therapeutic potential of cerebellar stimulation in Levodopa-induced dyskinesia**

P07.03 **Involvement of the direct subthalamic nucleus – M1 cortex pathway in parkinsonian motor and nociceptive impairments**

LBP07.01 **Altered prefrontal cholinergic signaling and plasticity in α-synucleinopathies**

Poster Tour 15: Self-management, empowerment and Multidisciplinary / Interdisciplinary teams

Host: Benzi Kluger (USA)

P24.07 **The National Roundtable on Parkinson's care and innovation: A multidisciplinary, multi-sector convening aimed at addressing the most pressing challenges in Parkinson's care**

P45.39 **The Kirk Gibson Center for Parkinson's Wellness: A community center providing PD-specific movement and educational programs free of charge for people with Parkinson's**

P23.11 **Nursing practice in the outpatient introduction of foslevodopa-foscarbidopa (LDP/CDP) therapy**

P23.12 **'PARK-WAY' – A health, social care, and charitable sector partnership for physical self-management in Parkinson's – A pragmatic service evaluation**

P23.14 **An evaluation of users' perspectives of a self-management pathway for Parkinson's disease**

LBP23.02 **Determinants of self-management in people with Parkinson's disease: Cross-sectional results of the PRIME-NL study**

LBP45.01 **Empowering people with Parkinson's disease through dissemination of palliative care evidence: The PEACE-PD project**

Poster Tour 16: Surgical therapy, including cell and gene therapy

Host: Vanessa Milanese (Brazil)

P36.06 **Continued evaluation of participants with Parkinson's disease 3 Years after bemdaneprocel administration, and design of a phase 3 trial**

P36.09 **Safety and efficacy of MR-guided focused ultrasound in Parkinson's disease: Evidence from clinical trials and real-world data**

P36.10 **Putaminal CaV1.3-shRNA gene therapy in aged parkinsonism male and female macaques demonstrates reversal of longstanding parkinsonian behavioral deficits and evidence of nigrostriatal dopamine-phenotype restoration**

LBP36.02 **From scientific research to patient care: Stem cell medicine for Parkinson's disease**

LBP36.04 **Robot-assisted transplantation of hypoimmune iPSC derived dopaminergic progenitor cells for idiopathic Parkinson's disease**

Poster Tour 17: Self-management, Caregiving, and Relationships

Host: Lance Wilson (USA)

P13.01 **"It's a lonely journey really": Carers' experiences of providing support to people with Parkinson's and cognitive impairment: a qualitative interview study**

P23.01 **Patients' needs and wishes for information across the trajectory of Parkinson's disease: a descriptive qualitative study**

P13.03 **Assessing caregiver burden and health status in caregivers of people living with Parkinson's after a community-based care programme in Singapore**

P23.02 **The Parkinson's report card: Turning feedback into forward motion in rural communities**

P44.03 **The movers & shakers UK Parky charter – petition that went viral**

P23.06 **What do young persons with Parkinson disease, their partners and their children really need?**

P23.10 **Stigma and access to healthcare: Experiences of people living with Parkinson's disease in Latin America**

Poster Tour 18: Clinical trials: design and Rating Scales

Host: Jacqueline Burré (USA)

P38.05 **Digital mobility outcomes in response to exenatide in Parkinson's: lessons learnt from a multicentre trial**

P37.11 **A 10-year review of Parkinson's disease drugs in the clinical trial pipeline: 2015 – 2024**

P37.16 **Mental practice combined with physical practice to reduce freezing of gait in Parkinson's disease: Protocol for a randomized controlled clinical trial**

P37.17 **Improved early morning motor symptoms and motor stability with Foslevodopa/Foscarbidopa vs oral therapy in people with advanced Parkinson's disease: Indirect comparison of a Phase 3 Clinical Trial vs a Prospective Observational Study**

P37.24 **The PRISMS Clinical Trial: Can targeting the immune system prevent Parkinson's disease?**

P37.26 **Levodopa initiation or dose modifications in TEMPO-4, a 58-Week Open-Label Trial of Tavapadon in people with Parkinson's disease**

Poster Tour 19: Diagnosis, Progression and Prodromal states

Host: Mayela Rodriguez (Mexico)

P42.01 **Self-perceived difficulties in higher-order cognitive functioning as a prodromal marker for cognitive impairment in a population-based at risk cohort (HeBA)**

P32.01 **The Tasmania-London (TASLON) protocol to detect prodromal Parkinson's in the community using home-based sleep studies**

P32.03 **PREDIGT-PD toolkit: A self-administered screening tool to identify individuals with Parkinson's**

P28.07 **Harmonizing digital mobility data from three different studies to explore disease severity**

LBP33.01 **The female health and home life survey reveals critical gaps for women with Parkinson's to inform care, support and research**

LBP42.02 **Sex-based differences in symptom patterns for individuals with prodromal Parkinson's disease vs healthy controls in the PPMI study**

Poster Tour 20: Fluid and tissue Biomarkers

Host: Friederike Zunke (Germany)

P34.06 **Lysosomal pathway expression profile of Parkinson's disease patients is associated with disease severity**

P34.08 **The syn-Q study: Quantification of phosphorylated alpha-synuclein in patients with Parkinson's disease and REM sleep behavior disorder**

P34.10 **Proteins linked to brain dysfunction distinguish progressive supranuclear palsy from Parkinson's disease in UK Biobank participant blood samples**

LBP34.01 **Tissue and fluid biomarker analysis of risvodetinib treatment in untreated Parkinson's disease**

LBP34.04 **Exploratory analysis of PPMI cohort for fluid biomarkers of Parkinson's disease using NULISA**

LBP34.05 **NULISAseq assay to identify biomarkers associated with cognitive decline in sporadic Parkinson's diseases dementia (SPDD)**

POSTER TOURS
Wednesday, May 27, 2026

DAY 3

11:30 AM – 12:30 PM | Exhibit Hall DE
Tour sign-up is required (see sheets near the extrance of the Exhibit Hall DE).

Poster Tour 21: Prevention, neuroprotection and neuroplasticity
Host: Richard Smeyne (USA)

P11.01 **The pyruvate dehydrogenase as a new potential therapeutic target in Parkinson's disease pathophysiology**
P11.02 **Targeting RIT2 via SINEUP Non-Coding RNA: A novel therapeutic avenue for Parkinson's disease**
P11.03 **Different paths to Parkinson's: Why sex matters**
P11.04 **The persistence of exercise-induced neuroprotection – Anatomical and epigenetic contributions**
LBP11.01 **Oral administration of a novel peptide PP021 preserves nigral dopaminergic neurons in animals with Parkinson-like disease**

Poster Tour 22: Genetic and cellular models of PD and Protein misfolding and aggregation
Host: Dave Sulzer (USA)

P12.03 **The functional interplay of α-Synuclein and Glucocerebrosidase in the regulation of synaptic transmission**
P12.06 **Lysosome pathophysiology and mechanisms in human iPSC-derived neurons and organoids for Parkinson's disease**
P03.03 **Chronic sleep fragmentation accelerates the symptom onset and neuropathological progression in a mouse model of prodromal Parkinson's disease**
P12.08 **Deconvoluting Metabolic Dysfuctions in Parkinson's disease and Multiple System Atrophy**
P12.11 **Paraquat impairs lysosomal function via DRP1-Dependent regulation of v-ATPase**
LBP12.06 **Human tissue engineered nigrostriatal pathway reveals bi-directional axon-mediated spread of pathological alpha-synuclein**

Poster Tour 23: Animal models of Parkinson's and Parkinsonism
Host: Mark Cookson (USA)

P06.02 **Neurological and metabolic impacts of dietary exposure to a pesticide cocktail in mice prone to develop α-synucleinopathy**
P06.07 **Serotonergic α-synucleinopathy triggers synaptic pathology and hypoconnectivity in a mouse model: mirroring synaptic deficits in human PD**
P06.14 **Modelling human-like brain neuromelanin accumulation in mice reproduces central and peripheral metabolic, functional and pathological Parkinson's disease-like features**
P06.16 **Association between α-synuclein pathology and brain mitochondrial function in an LBD marmoset model**
P06.17 **Age-related lysosomal signatures as common biomarkers across Parkinson's disease models**

Poster Tour 24: Etiology, genetics, epidemiology, and toxicants
Host: Ziv Gan Or (Canada)

P01.06 **Single-nucleus profiling reveals substantia nigra cell-type disease states and Parkinson's disease genetic associations in α-synucleinopathies**

P01.16 **Investigating the role of compound heterozygous EPG5 variants in Parkinson's disease**

P01.19 **Longitudinal sex differences in Parkinson's disease: Integrating clinical and omic data**

P01.21 **Genome-wide association meta-analysis for Parkinson's Disease age at onset reveals novel candidate locus in Latinos**

LBP01.02 **Lysosomal dysfunction as an initiating mechanism of environmental toxicant-induced Parkinson's neurodegeneration**

Poster Tour 25: Rehabilitation sciences (PT, OT, SLP)

Host: Corrine Jones (USA)

P25.02 **The development and evaluation of a conversation therapy program for people with Parkinson's and their partners.**

P25.19 **Can we improve Freezing of Gait during turning in Parkinson's disease? Effects of split-belt treadmill intervention with overground gait adaptation training**

P45.31 **Swallow with intent!**

P25.34 **Translating consensus into practice: Parkinson's Foundation Rehabilitation Medicine Initiative**

P25.49 **Designing personalized freezing of gait interventions for freezers and non-freezers with Parkinson disease based upon insights from pathophysiological mechanisms**

P25.50 **A rapid and practical screening tool to predict motor disability in activities of daily living in Parkinson's disease**

P25.51 **Development of a point based fall risk score incorporating turn duration in individuals with Parkinson's disease**

Poster Tour 26: Health accessibility / Underserved populations

Host: Soania Mathur (Canada)

P20.02 **Comparing telehealth to in-person visits for Parkinson's disease patients at a tertiary care safety net hospital in Boston**

P45.15 **Pass to pass: Facilitating outdoor recreation for people living with Parkinson's disease**

P20.04 **Embedding patient and public involvement and engagement into the East London Parkinson's Disease Project: approach and lessons learnt**

P20.05 **The health economics of skin biopsy detection of phosphorylated alpha-synuclein in a private practice**

P20.10 **An online platform to deliver compensation strategies for improve gait to underserved Parkinson's disease populations**

P20.11 **HOPE PALS: The power of collaboration at the service of the Spanish-speaking Parkinson's community**

P20.12 **Money matters: The relationship between financial health and Parkinson symptom severity**

Poster Tour 27: Sleep, Sexual Intimacy, and Symptoms of non-motor manifestations

Host: Ron Postuma (Canada)

P45.02 **Parkinson's doesn't sleep: Global survey reveals nighttime burden on PwPs and care partners**

P21.01 **Exploring sexuality, intimacy and relationship changes in people with Parkinson's disease and their partners**

P31.02 **The syn-sleep study: detection of cutaneous phosphorylated alpha-synuclein in REM sleep behavior disorder**

P27.06 **The Parkinson's Pain Study follow up**

P21.04 **Sexual health in Parkinson's disease: Distinct predictors and the need for gender-specific interdisciplinary care**

POSTER TOURS
Wednesday, May 27, 2026

DAY 3

Poster Tour 28: Digital health, E-health and technology
Host: John Dean (USA)

P39.01 **From Video to Biomarker: Tracking Bradykinesia progression in Parkinson's disease with Vision^{MD}**

P39.06 **Building a successful Parkinson's massive open online course with the Parkinson's community: uptake, reach and knowledge change**

P45.30 **Too old for teletherapy?**

P39.22 **Assessing sex differences in digital measures of Parkinson's disease**

LBP39.05 **First fully deployed clinical smartphone platform for Parkinson's disease: Real-world implementation at Cedars-Sinai Medical Center and the NHS**

Poster Tour 29: Digital health, E-health and technology
Host: David Standaert (USA)

P39.04 **Smartphone-based multimodal digital biomarker integration for Parkinson's disease screening and diagnostic support**

P39.09 **Sternum-worn vibrotactile stimulation improves motor and non-motor outcomes in Parkinson's: A double-blind randomized controlled trial.**

P39.18 **Smart insoles as a clinical utility for remote therapeutic monitoring to mitigate falls**

P39.24 **Motor determinants of responsiveness to an autonomous closed-looped music-based walking intervention in people with Parkinson disease**

P39.28 **ORPHE DRumner: The step-triggered auditory feedback system improves gait quality during turning in Parkinson's disease**

P39.29 **Evaluating the acceptability, engagement, and preliminary efficacy of MediPD: A novel online Mediterranean diet nutrition programme for people with Parkinson's disease**

P41.02 **Personalized factors affecting technological solutions for mobility – insights from a wearable device**

Poster Tour 30: Cognition, Mood and Pharmacological therapy
Host: Tanya Simuni (USA)

P30.15 **Illness perceptions and cognitive beliefs are linked with motor complications and quality of life in people living with Parkinson's.**

P35.08 **Switching to CREXONT® improves "Good On" time and reduces motor fluctuations in Parkinson's disease: interim results from the real-world ELEVATE-PD phase 4 study**

P35.22 **First in class ASO targeting SNCA p.A53T allele: Preclinical efficacy**

P35.23 **VQ-101, an allosteric activator of lysosomal glucocerebrosidase, demonstrates sustained target engagement and pathway engagement in patients with Parkinson's disease**

LBP35.01 **Safety, tolerability and pharmacokinetics (PK) study of NT-301 nano-apomorphine freebase as a single use nasal spray**

LBP35.02 **Lu AF28996 may improve motor complications in patients with Parkinson's disease and persistent OFF-time despite optimized treatment: Results from an open-label phase 1b trial**

This symposium is sponsored by Merz Pharmaceuticals, LLC

Symposium

Why Parkinson's Symptoms Return: How the Gut Is Involved and Real-Life Experiences

Prof. Bas Bloem MD, PhD

Dr. Maria Cristina Ospina MD

May 27th, 2026

11:30 AM–12:30 PM (MST)

Phoenix Convention Center
Phoenix, AZ, USA
Room: 224 A&B (2nd floor)



Join leading experts to explore:

- why Parkinson's symptoms may return despite optimized treatment regimens
- the role of the gut in Parkinson's disease
- real-life perspectives on managing OFF episodes

MERZ THERAPEUTICS

M-INB-US-0274

© 2026 Merz Pharmaceuticals, LLC. Merz and the Merz logo are registered trademarks of Merz Pharma GmbH & Co. KGaA.

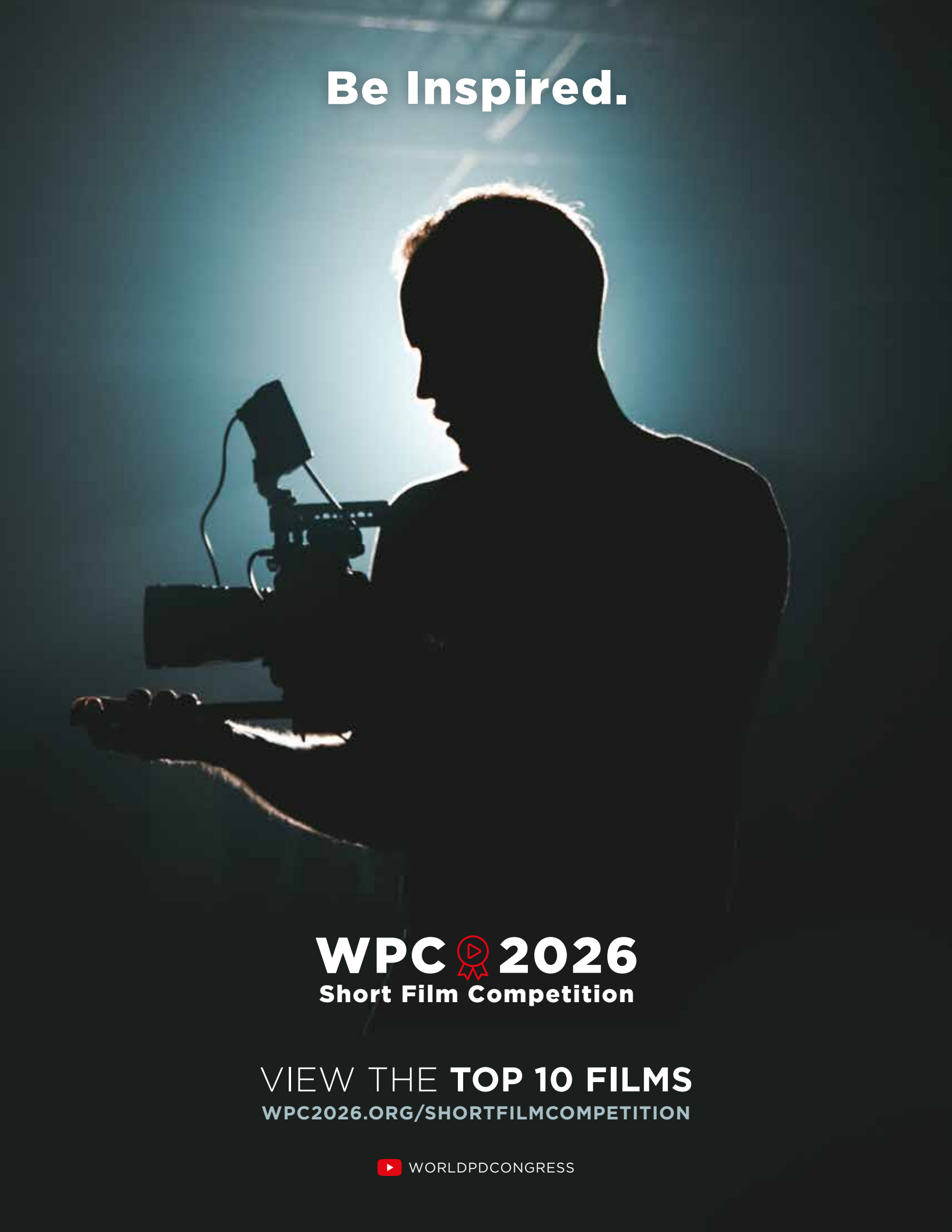
Be Inspired.
WPC 2026
Short Film Competition
VIEW THE TOP 10 FILMS
WPC2026.ORG/SHORTFILMCOMPETITION
WORLDPDCONGRESS

Syn-One Test®

WHEN PARKINSON'S IS SUSPECTED, CLARITY MATTERS

When symptoms suggest a parkinsonian disorder, diagnostic uncertainty can delay care. A 15-minute in-office skin biopsy procedure can help provide clarity.

The Syn-One Test detects and visualizes abnormal phosphorylated alpha-synuclein within cutaneous nerve fibers, offering clinicians objective evidence to support a more definitive diagnosis.

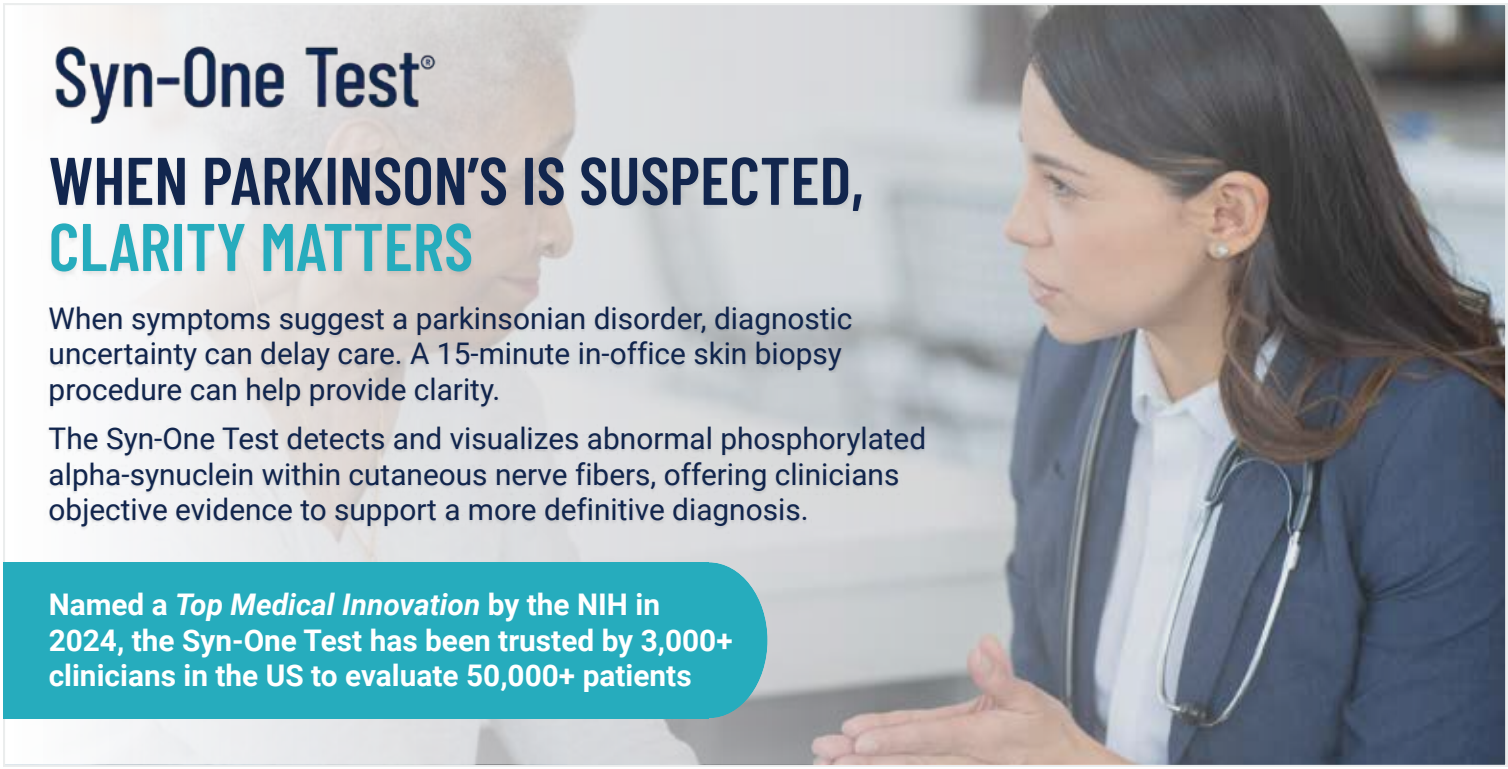

Named a *Top Medical Innovation* by the NIH in 2024, the Syn-One Test has been trusted by 3,000+ clinicians in the US to evaluate 50,000+ patients

Learn more at cndlifesciences.com

CND Life Sciences®
Diagnostic Insights for Life

© CND Life Sciences | Diagnostic Insights for Life® | All rights reserved. | MAT-US-SOT-0016

Accredited CE Course

Stem Cell Medicine: Parkinson's Disease

Expert-led lectures and perspectives from a participant in the STEM-PD clinical trial.

- Free registration pathway for patients and the public
- Available in six languages

Jointly provided by the ISSCR and Harvard Medical School

ISSCR INTERNATIONAL SOCIETY FOR STEM CELL RESEARCH

FACULTY LIST

Name	Page(s)
Charles Adler	**6, 51, 60, 80**
Julie Andersen	**59, 61, 64**
Jagdeep Aujla	**6, 35**
Veerle Baekelandt	**6, 33, 52, 100**
Roger Barker	**6, 19, 45, 51, 60, 61, 64, 65, 79, 97**
Thomas Beach	**18, 40, 58, 80**
Elena Berti	**6, 51, 59, 89, 90, 94, 112**
Bastiaan Bloem	**22, 34, 48, 50, 90, 93, 96, 97, 109, 119**
Monique Bosman	**6, 35, 75**
Sheenagh Bottrell	**6, 34, 36**
Sandy Brauer	**44, 45, 52**
Shane Breslin	**6, 35**
Kathrin Brockmann	**97**
Arnout Bruggeman	**51, 61, 86**
Matt Buman	**44, 45, 51**
Jaqueline Burre	**43, 45, 50, 121**
Michele Callisaya	**6, 19, 36, 44, 55, 72, 103**
Dayne Beccano-Kelly	**19**
Sylvie Callegari	**43, 45**
Camille Carroll	**44, 52, 53, 65, 67, 84, 85, 88, 93, 102**
Sreeganga Chandra	**6, 33, 42, 68, 118**
Jimmy Choi	**34, 55**
Robert Bernard Coley	**6, 23, 40, 44, 55, 59, 61, 66, 94, 102**
Denise Coley	**50, 55, 59, 66, 102, 112**
Cristoforo Comi	**44, 60, 61**
Mark Cookson	**6, 43, 45, 50, 58, 122**
Daniel Corcos	**36, 55, 60, 72, 75**
Sirwan Darweesh	**18, 39, 43, 71, 90, 96**
Sarah Davies	**6, 60, 69, 72**
Nienke de Vries	**6, 19, 33**
Benjamin Dehay	**6, 44, 78**
Priscila Delgado Hodges	**6, 60, 73, 99, 112**
Louise Ebenezer	**6**
George Eckenrode	**58**
Terry Ellis	**6, 19, 36, 44, 45, 55, 68, 85, 87, 103**
Evangelia Emmanouilidou	**53, 60**
Ufuoma Emore	**50**
Naomi Estolas	**6, 19, 35**
Luc Evers	**43, 45, 59**
Matthew Farrer	**42, 52, 101, 117**
Sam Fereshtehnejad	**43, 45, 52, 79**

Name	Page(s)
Joaquim Ferreira	**51, 53**
Richelle Flanagan	**6, 19, 25, 60, 85, 88, 91, 103, 110, 112**
Jori Fleisher	**6, 19, 35, 51, 65**
Tom Foltynie	**42, 47, 52, 117**
Erin Foster	**6, 35, 51, 59**
Erika Franzen	**55, 59, 72**
Darla Freeman	**25**
Ziv Gan-Or	**6, 44, 58, 62, 104, 122**
Jennifer Goldman	**34, 43, 52, 53, 85**
Julia Greenland	**52, 60, 61**
Glenda Halliday	**52, 53, 59**
Shan Havins	**43**
Carina Hellqvist	**6, 52, 71, 93, 107**
Claire Henchcliffe	**47, 52, 88, 97**
Anastasia Henry	**44, 45, 51, 63, 68**
Kat Hill	**6, 16, 18, 35, 52, 56, 78, 94, 96**
Merle Hoenig	**52, 53, 59**
Henne Holstege	**51, 59, 61**
Ai Huey Tan	**43, 59, 61, 99**
Stuart Isaacson	**6, 47, 59, 105**
Carole James	**50**
Hannah Johansson	**6, 34, 72**
Corinne Jones	**25, 51, 60**
Un Kang	**6, 50, 53, 104, 120**
Glenn Kasman	**6, 34**
Chirine Katrib	**6, 60, 84**
Pravin Khemani	**19, 33, 43, 115**
Cheryl Kyinn	**52, 53**
Esther Labib-Kiyarash	**55, 60, 94, 97**
Benzi Kluger	**19, 50, 60, 61, 89, 97, 120**
Jeffrey Kordower	**6, 42, 55, 60**
Dimitri Krainc	**44, 45, 51**
Dan Kremens	**6, 39, 60**
Sharon Krischer	**6, 19, 35, 146**
Hilal Lashuel	**6, 19, 52, 53, 60**
Virginia Lee	**51, 53**
Stéphane Lehéricy	**33, 44**
Patrick Lewis	**6, 50, 62, 119**
Shane Liddelow	**52, 53, 60**
Shen-Yang Lim	**43, 99**
Fiona Lithander	**25, 44, 45, 60, 61, 110**

Name	Page(s)
Georgia Malandraki	19, 25, 43, 45, 59, 92
Martina Mancini	43, 45, 60, 67, 74, 88, 93, 102, 110
Fredric Manfredsson	60, 61, 64, 68
Bill Marks	44, 45, 51
Roberta Marongiu	6, 18, 56, 60, 78, 80, 94, 96, 99, 100
Connie Marras	6, 19, 36, 43, 45, 79
Raul Martinez-Fernandez	19
Ivan Martinez-Valbuena	39, 43
Marta Martinez-Vicente	6, 43, 51, 83, 101
Soania Mathur	6, 18, 39, 56, 58, 78, 85, 94, 96, 123
Sarkis Mazmanian	33, 44
Mark McAuley	34, 52, 53
Victor McConvey	6, 35, 40
Kevin McFarthing	6, 19, 39, 47, 65, 75, 83, 102
Vanessa Milanese	6, 19, 50, 59, 120
Rebecca Miller	19, 40, 73
Anat Mirelman	33, 44, 45, 59, 85, 87
Hideki Mochizuki	52, 60, 61
Cathy Molohan	6, 19, 35, 112
Elena Moro	44, 51, 53, 84
Huw Morris	6, 42, 47, 99, 116
Laura Niedernhofer	52, 59, 61
Alice Nieuwboer	19, 51, 52, 53, 87, 110, 111
Julia Obergasteiger	6, 59, 63, 64, 82
Laura Olmos	6, 19, 35, 50
Linda Olson	19, 43
Annelien Oosterbaan	43, 47
Rajesh Pahwa	6, 19, 60, 61, 66, 84, 115
Stella Papa	6, 33, 60, 61
Laura Parkkinen	6, 33, 39, 51, 58
Nicola Pavese	19, 52, 60, 61, 66, 84, 97
Myriam Penninckx	6, 23, 49, 59
Daniel Peterson	6, 19, 33, 43, 68, 85, 92, 101, 103, 112
John Poma	19, 39
Bart Post	6, 35, 44, 93
Kathleen Poston	18, 33, 39, 43, 44, 48, 112
Ron Postuma	6, 58, 60, 66, 84, 123
Hardy Rideout	44, 45, 51, 101
Angela Roberts	25, 51, 53
Tabitha Rodríguez	101
Maria Rodríguez Oroz	33, 44

Name	Page(s)
Mayela Rodriguez Violante	6, 54
Nicole Rogus-Pulia	25, 44, 51, 53
Marina Romero-Ramos	19, 33, 44, 64, 80
David Rubinsztein	51, 53, 59
Rachel Saunders-Pullman	35, 64, 104, 106
Filip Scheperjans	6, 19, 52, 59
Jens Schwamborn	50, 60, 61, 119
Geidy Serrano	58, 80
Andrew Siderowf	19, 40, 53, 59, 97
Tanya Simuni	6, 18, 48, 58, 60, 65, 66, 84, 85, 97, 101, 124
Richard Smeyne	52, 55, 58, 101, 122
Carolina Souza	52, 53, 59
David Standaert	6, 44, 53, 58, 124
Leonidas Stefanis	6, 42, 45, 63, 71
Diane Stephenson	6, 18, 44, 56, 85, 94, 112
A. Jon Stoessl	19, 33, 43
Simon Stott	18, 40, 47, 52, 83, 94
JoAnne Stratton	33, 43, 62
Indu Subramanian	51, 59, 61
David Sulzer	6, 44, 60
Ryosuke Takahashi	19, 33, 42, 59, 98, 116
André Tal	34, 50
Malú Tansey	6, 18, 19, 33, 45, 56, 59, 80, 100
Omotola Thomas	6, 19, 34
Michelle Troche	6, 25, 34, 52, 92, 93
Alex Tröster	43, 51, 53
Charalampos Tzoulis	45, 52, 71
Wilma van de Berg	51, 53, 58, 62, 82
Thilo van Eimeren	6, 33, 42, 69, 117
Rune Vethe	6, 19, 51
Miquel Vila	6, 19, 42, 59, 83, 92, 116
Joaquín Vizcarra	44, 45, 60, 85
Tobias Warnecke	51, 59, 61
Daniel Weintraub	19, 42, 52, 54, 101, 118
Thomas Wichmann	6, 19, 33, 51, 53
Caroline Williams-Gray	6, 18, 19, 43, 56, 60, 61, 63, 82, 87, 105
Lance Wilson	34, 50, 120
Julia Wood	6, 34, 42, 116
Margie Zimmerman	6, 35
Friederike Zunke	43, 45, 50, 63, 121



Tour de Parkinson

BIKE TO BARCELONA

All Together for the 2nd Tour de Parkinson Ride to Phoenix!

The World Parkinson Coalition, together with advocates from around the globe, looks forward to welcoming **more than 50 cyclists to the 7th World Parkinson Congress** at 9:00AM on Friday, May 22, in Canyon on Third, just in front of the Phoenix Convention Center.

Cyclists will be biking from points across the USA all converging after 38 days of being on the road, for a welcome celebration under the Arizona sun.

Meet the cyclists in the exhibit hall at the WPC booth.
Learn how to get involved in the WPC 2029 Cycling program.

World Parkinson Coalition®

Program made possible with support from WAYMO, Acadia, BlueRock Theraputics, Supernus, Podrick Invest, Rock Steady Boxing, Muhammad Ali Parknson's Center, Malmo Sport, ZWAP, NeuroFiber, brandformula.

50

years of fighting disease.
And the status quo.

Genentech

A Member of the Roche Group

World Parkinson Coalition®



WPC Research Spotlight

Bringing the PD community together to increase understanding of, and support for Parkinson's research.

NutritionPD

Support how you move, think and feel through better diet and nutrition.

Online Nutrition Programmes for People with Parkinson's



Designed by Dietitians

WPC 2026 Special Offer

30% off

*50% off for LMIC countries

NutritionPD

Scan for your WPC discount

nutritionpd.com

EXHIBITORS & PARTNER TABLES

Exhibitors

EXHIBITOR NAME	BOOTH
AbbVie	601
Acadia Pharmaceuticals	228
Advanced Brain Monitoring, Inc.	610
Alamar Biosciences	328
American Parkinson Disease Association	401
Amneal	216
Amneal	212
Amprion	614
AskBio Inc.	435
Aspen Neuroscience	336
BeechBand Ltd	335
BlueRock Therapeutics	509
Boston Scientific	331
CND Life Sciences	321
Comfort Linen	632
Convatec	422
Cure Parkinson's	227
CurePSP	437
Dance for PD®, a program of Mark Morris Dance Group / Dancing with Parkinson's	630
Dasher Neuroscience Inc	325
Davis Phinney Foundation	442
FuerteVida Parkinson No Limits	424
GE Healthcare	213
GyroGear	244
H. Lundbeck A/S	439
In-Step Mobility Products, Inc.	323
Lewy Body Dementia Association	326
LSVT Global	633
Magnes	221
Mayo Clinic	332
Medtronic	516
Merz	620
Michael J fox Foundation	201

EXHIBITOR NAME	BOOTH
Mimofit	243
Movement Disorder Society	233
Movement Revolution	511
Muhammad Ali Parkinson Center	208
Neuro RPM	242
NeuroPong	634
NINDS	612
Parkinson Voice Project	443
Parkinson Wellness Recovery | PWR!	235
Parkinson's Foundation	301
Parkinson's UK	320
Pedaling for Parkinson's®	535
PhotoPharmics	520
PMD Alliance	631
Power for Parkinson's	525
Preview Health	604
Remepy	241
Rock Steady Boxing	534
Rune Labs	206
Sage	608
Sanmai Technologies PBC	606
Shirley Ryan AbilityLab	510
Sorridi Therapeutics	419
StressMarq Biosciences	421
Summit for Stem Cell Foundation	334
Sunrise Senior Living	518
Supernus Pharmaceuticals	501
SYMBYX Biome	229
This Is Parkinson's	207
Tulip Make Me Move Desk LLC	624
Urban Poling Inc.	627
World Parkinson Coalition®	WPC booth
WPC 2029 Host City	WPC booth

Partner Tables

ORGANIZATIONAL PARTNER TABLES	TABLE
Association of Movement Disorder Advanced Practice Provider	1
Brian Grant Foundation	2
Loud and Clear	3
Parkinsonlife Corporation	11
PD AVENGERS	4
PingPongParkinson®	5

ORGANIZATIONAL PARTNER TABLES	TABLE
The Parkinson's Project Foundation	6
Twitchy Women	7
U60Challenged Supporter Association	10
VA Parkinson's Disease Research, Education and Clinical Centers	8
Yes, And...eXercise!	9

EXHIBIT FLOOR PLAN

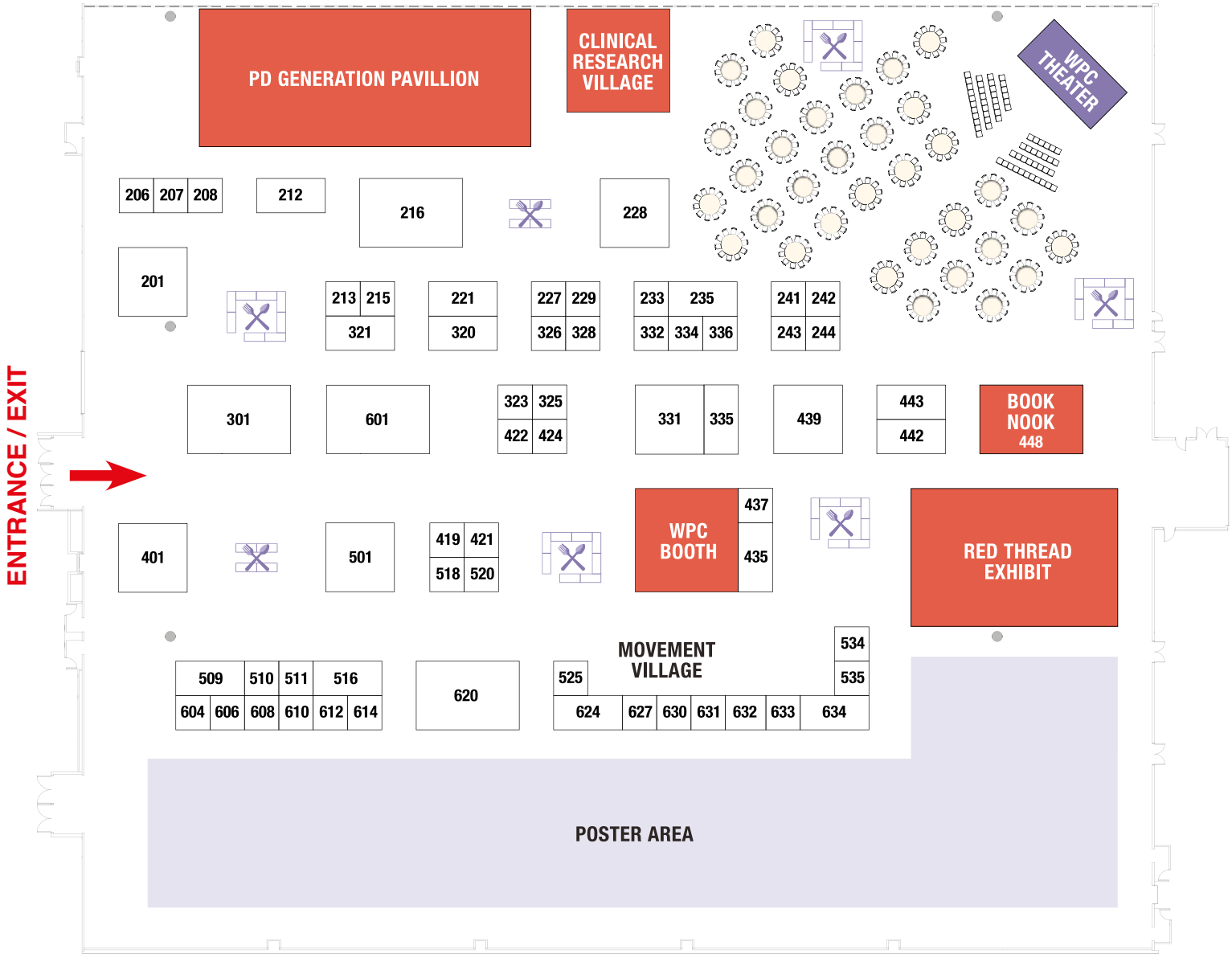

EXHIBITORS

ABBVIE — Booth #601

1 North Waukegan Road
North Chicago, Illinois, USA 60064
Tel: (800) 255-5162
www.abbvie.com

AbbVie's mission is to discover and deliver innovative medicines that solve serious health issues today and address the medical challenges of tomorrow. We strive to have a remarkable impact on people's lives across several key therapeutic areas. For more information about AbbVie, please visit us at www.abbvie.com.

ACADIA PHARMACEUTICALS — Booth #228

12830 El Camino Real, Suite 400
San Diego, California, USA 92130
Tel: (858) 558-2871
acadia.com/en-us

Acadia is advancing breakthroughs in neuroscience to elevate life. We developed the first FDA-approved drugs for treating Parkinson's disease psychosis and Rett syndrome. Our clinical-stage efforts focus on Prader-Willi syndrome, Alzheimer's disease psychosis, and targeting neuropsychiatric symptoms in CNS disorders.

ADVANCED BRAIN MONITORING, INC. — Booth #610

2237 Faraday Ave
Carlsbad, California, USA 92008
Tel: (760) 720-0099
www.advancedbrainmonitoring.com

Advanced Brain Monitoring is a neuro-diagnostics device company internationally recognized for its innovative use of EEG acquired during sleep and wake to assess the risk and severity of specific neurodegenerative and psychiatric disorders.

ALAMAR BIOSCIENCES — Booth #328

47071 Bayside Pkwy
Fremont, California, USA 94538
Tel: (510) 626-9888
alamarbio.com

Alamar Biosciences offers automated, high throughput solutions for ultra-high sensitivity protein biomarker analysis across a range of multiplex levels from just 10µl of biofluid samples. The NULISA™ Platform and ARGO™ HT System allow for a fully automated workflow with less than 30 minutes hands-on time from sample to data.

AMERICAN PARKINSON DISEASE ASSOCIATION — Booth #401

PO Box 61420
Staten Island, New York, USA 10306
Tel: (800) 223-2732
www.apdaparkinson.org

Founded in 1961, the American Parkinson Disease Association (APDA) works tirelessly every day to provide the support, education, research, and community to help everyone impacted by Parkinson's disease live life to the fullest through a nationwide grassroots network of Chapters and Information & Referral Centers. We are here for you. Learn more at www.apdaparkinson.org.

AMNEAL — Booth #216–#212

400 Crossing Boulevard, 3rd Floor
Bridgewater, New Jersey, USA 8807
Tel: 908 947-3120
amneal.com

EXHIBITORS

AMPRION — Booth #614

10355 Science Center Drive #240
San Diego, California, USA 92121
Tel: (858) 461-6338
www.ampriondx.com

Amprion is the global leader advancing diagnosis of neurodegenerative disorders through seed amplification testing. SAAmplify-αSYN is the only SAA available to aid the clinical diagnosis of PD, LBD, and AD wLBD. Amprion is accelerating precision medicine for neurodegenerative disorders by helping biopharma identify new drug candidates and underlying pathologies.

ASKBIO INC. — Booth #435

20 TW Alexander Dr #110
Durham, North Carolina, USA 27713-2847
Tel: (862) 309-2750
www.askbio.com

AskBio, a subsidiary of Bayer AG, is a gene therapy company advancing treatments for rare and common diseases. Its clinical pipeline targets cardiovascular, CNS, and neuromuscular conditions, including CHF, LGMD, MSA, Parkinson's, and Pompe. With proprietary technology and global operations, AskBio drives innovation in AAV production and gene therapy.

ASPEN NEUROSCIENCE — Booth #336

10835 Road To the Cure, Ste. 100
San Diego, California, USA 92121
Tel: (858) 263-1222
aspenneuroscience.com

Headquartered in San Diego, Aspen Neuroscience, Inc. is a clinical-stage private biotechnology company focused on autologous regenerative medicine. Aspen's patient-derived iPSC platform is used to create personalized therapies to address diseases with high unmet medical needs, beginning with autologous neuron replacement for Parkinson's disease.

BEECHBAND LTD — Booth #335

Business and Technology Centre, Bessemer Drive
Stevenage, United Kingdom SG1 2DX
Tel: (44) 7526-000000
www.beechband.com

Our founder Carl invented the BeechBand after Young Onset Parkinson's took everyday moments away from him. We are a subconscious vibrotactile stimulation wearable device affordable and available to most.

BLUEROCK THERAPEUTICS — Booth #509

238 Main St, 3rd Floor
Cambridge, Massachusetts, USA 2142
Tel: (857) 299-7589
www.bluerocktx.com

BlueRock Therapeutics LP, a wholly owned, independently operated subsidiary of Bayer AG, is a clinical stage company harnessing the power of cell therapy to create a pipeline of new medicines for people suffering from neurological and ophthalmic diseases.

BOSTON SCIENTIFIC — Booth #331

25155 Rye Canyon Loop
Valencia, California, USA 91355
Tel: (661) 949-4000
www.dbsandme.com

Boston Scientific is dedicated to advancing Deep Brain Stimulation (DBS) technology by developing meaningful, industry-leading solutions and partnering with healthcare providers to improve the quality of life for patients.

EXHIBITORS

CND LIFE SCIENCES — Booth #321

9165 E Del Camino Dr, Suite 101
Scottsdale, Arizona, USA 85258
Tel: (480) 525-8651
cndlifesciences.com

CND Life Sciences supports the care of patients facing the potential diagnosis of a neurodegenerative disease. CND's Syn-One Test® helps clinicians diagnose suspected synucleinopathies using skin biopsies to detect and visualize phosphorylated alpha-synuclein located in nerves in the skin with high accuracy.

COMFORT LINEN — Booth #632

2360 Portland St SE
Calgary, Alberta, Canada T2G 4M6
Tel: (800) 471-2752
www.comfortlinen.com

Comfort Linen offers an innovative two-piece bedding and sleepwear system that reduces friction and improves movement in bed. Created to support people with mobility challenges, neurological conditions, and aging bodies, our products promote safer, more independent repositioning and more restful, comfortable sleep.

CONVATEC — Booth #422

Aaholmvej 1-3
Lejre, Denmark 4320
Tel: (46) 20 21 22 22
www.convatec.com/infusion-care

Convatec Infusion Care develops medical device technologies in partnership with global customers, professionals, and users. We specialize in disposable infusion sets for insulin pumps and continuous infusion therapies for conditions like Parkinson's and pain management, collaborating closely with leading pump manufacturers to enable subcutaneous drug delivery.

CURE PARKINSON'S — Booth #227

120 New Cavendish Street
London, United Kingdom W1W 6XX
Tel: (44) 20 3829 6106
cureparkinsons.org.uk

We're here for the cure. Everything we do is to move us closer to our goal, of finding new treatments to slow, stop or reverse the progression of Parkinson's. We believe that we are closer than ever to making this a reality.

CUREPSP — Booth #437

325 Hudson Street
New York, New York, USA 10013
Tel: (800) 457-4777
psp.org

CurePSP is a nonprofit dedicated to awareness, care and a cure for progressive supranuclear palsy (PSP), corticobasal degeneration (CBD), and multiple system atrophy (MSA). We advance research through key partnerships, advocate for better care, and provide education and support to improve quality of life guided by science, community and hope.

DANCE FOR PD®, A PROGRAM OF MARK MORRIS DANCE GROUP / DANCING WITH PARKINSON'S — Booth #630

3 Lafayette Ave
Brooklyn, New York, USA 11217
Tel: (718) 689-7545
danceforparkinsons.org
www.dancingwithparkinsons.com

Dance for PD® and Dancing with Parkinson's Canada harness the transformative power of dance for people living with Parkinson's and their families. Sharing a pioneering vision of joy, creativity, and community, we collaborate to inspire movement, foster connection, and expand access to evidence-based dance programs worldwide.

EXHIBITORS

DASHER NEUROSCIENCE INC — Booth #325

17 F., No. 3, Park St., Nangang Dist.
Taipei City, Taiwan
yodapharma.com

YODA is an AI-driven company advancing drug research and development targeting CNS disorders. YA-101 is the company's flagship drug, currently in Phase 2 clinical trial for the treatment of MSA in the US, Japan, and Taiwan.

DAVIS PHINNEY FOUNDATION — Booth #442

357 S McCaslin Blvd, Suite 105
Louisville, Colorado, USA 80027
Tel: (866) 358-0285
davisphinneyfoundation.org

The Davis Phinney Foundation was created in 2004 to help people with Parkinson's live well today. The organization's focus is to provide programs and resources that offer inspiration, information, and tools that enable people living with Parkinson's to take action that can immediately improve their quality of life.

FUERTEVIDA PARKINSON NO LIMITS — Booth #424

Calle Cardón 34
Corralejo, Spain 35660
Tel: (34) 696 980-220
www.parkinsonnolimits.com

The association FuerteVida Parkinson No Limits offers unique experiences in Fuerteventura for people with Parkinson's,tourists and residents. It offers therapeutic holidays and outdoor wellness activities.With an interdisciplinary team, it organises psychomotricity, dance, art therapy and surf therapy,valuing the person and promoting joy as the best anti-Parkinson's agent.

GE HEALTHCARE — Booth #213

3350 N Ridge Ave
Arlington Heights, Illinois, USA 60004
Tel: (773) 668-8882
www.gehealthcare.com

GE HealthCare is a leading global medical technology, pharmaceutical diagnostics, and digital solutions innovator dedicated to providing integrated solutions to make hospitals more efficient, clinicians more effective, therapies more precise, and patients healthier. Learn more at www.gehealthcare.com.

GYROGEAR — Booth #244

240 Elm Street 2nd Floor – #0214
Somerville, Massachusetts, USA 2144
Tel: (617) 336-3265
gyrogear.net

GyroGear™ is an award-winning digital health company developing advanced neuromuscular technologies. Its flagship product, GyroGlove™, is an intelligent stabilising glove designed to support people with Parkinson's disease and essential tremor, helping restore control, confidence, and independence in everyday activities through non-invasive wearable innovation.

H. LUNDBECK A/S — Booth #439

Ottiliavej 7-9
Valby, Denmark 2500
Tel: (45) 36-30-13-11
www.lundbeck.com

Lundbeck is a biopharmaceutical company focusing exclusively on brain health. With more than 70 years of experience in neuroscience, we are committed to improving the lives of people with neurological and psychiatric diseases.

For additional information, visit our corporate site www.lundbeck.com and connect with us via LinkedIn.

EXHIBITORS

IN-STEP MOBILITY PRODUCTS, INC. — Booth #323

8048 Monticello Ave.
Skokie, Illinois, USA 60076
Tel: (800) 558-7837
www.ustep.com

The U-Step Neuro Walker family (Standard, Platform, Press-Down) is designed to increase independence and eliminate falling among those with neurological conditions. The U-Step Neuro Walker's leading-edge features provide greater stability, maneuverability and control. Laser & Sound Cueing Module addresses Parkinson's freezing and irregular gait pattern. Reimbursed by Medicare.

LEWY BODY DEMENTIA ASSOCIATION — Booth #326

912 Killian Hill Road, SW, Suite 105
Lilburn, Georgia, USA 30047
Tel: (404) 935-6444
www.lbda.org

The Lewy Body Dementia Association (LBDA) is the leading national organization dedicated to improving the lives of those living with Lewy body dementia (LBD), the second most common form of neurodegenerative dementia affecting approximately 1.4 million people in the United States alone.

LSVT GLOBAL — Booth #633

4720 North Oracle Road, Suite 100
Tucson, Arizona, USA 85705
Tel: (520) 867-8838
www.lsvtglobal.com

LSVT Global delivers research-based LSVT LOUD and LSVT BIG therapies and training for speech, physical and occupational therapists worldwide, transforming care for people with Parkinson's and other populations. Join our global network for high-quality continuing education that inspires hope, empowers clinicians, and changes lives through effective, standardized rehabilitation programs.

MAGNES — Booth #221

Hardumstrasse 253
Zurich, Switzerland 8005
Tel: (41) 44-223-48-73
www.magnes.ch

Magnes has developed a disruptive real-life-monitoring solution to analyze the walking patterns of patients with neurological disorders. It is the only solution to give direct vibrotactile biofeedback to patients. Using smart sensors embedded in sneaker-type shoes we collect data while the patient is walking or doing daily activities.

MAYO CLINIC — Booth #332

5777 East Mayo Blvd
Phoenix, Arizona, USA
Tel: (480) 342-2000
www.mayoclinic.org

Mayo Clinic is a world-renowned leader in patient care, medical education and breakthrough cures, dedicated to transforming the lives of those facing the most complex and serious medical conditions.

MEDTRONIC — Booth #516

7000 Central Ave. NE
Fridley, Minnesota, USA 55432
Tel: (800) 633-8766
www.medtronic.com

We lead global healthcare technology, boldly attacking the most challenging problems. Our Mission — to alleviate pain, restore health, and extend life — unites a global team of 90,000+ people, and our technologies transform the lives of two people every second, every hour, every day. Expect more from us. Medtronic. Engineering the extraordinary.

EXHIBITORS

MERZ — Booth #620

Eckenheimer Landstr. 100
Frankfurt am Main, Germany 60318
Tel: (49) 69-1503-0
merztherapeutics.com

Merz Therapeutics is a leading player in neurology-focused specialty pharma, driven by a commitment to innovation that benefits both patients and society. Our mission is to deliver better outcomes for more patients.

MICHAEL J FOX FOUNDATION — Booth #201

111 W 33rd St, Floor 10
New York, New York, USA 10001
Tel: (212) 509-0995
https://www.michaeljfox.org

As the world's largest nonprofit funder of Parkinson's research, The Michael J. Fox Foundation is dedicated to accelerating a cure for Parkinson's disease and improved therapies for those living with the condition today. The Foundation pursues its goals through an aggressively funded, highly targeted research program coupled with active global engagement of scientists, Parkinson's patients, business leaders, clinical trial participants, donors and volunteers.

MIMOFIT — Booth #243

679 Coleman Ave
Menlo Park, California, USA 94025
Tel: (415) 568-8145
www.mimo.fit

Mimofit delivers 20%+ mobility gains in four weeks for People with Parkinson's — validated in three clinical studies. The AI-driven, patented exercise system, delivered through interactive pods, makes effective at-home treatment both affordable and accessible.

MOVEMENT DISORDER SOCIETY — Booth #233

555 East Wells St, Suite 100
Milwaukee, Wisconsin, USA 53202
Tel: (414)- 276 -2145
www.movementdisorders.org

The International Parkinson and Movement Disorder Society® (MDS), an international society of more than 11,000 clinicians, scientists, and other healthcare professionals, is dedicated to improving patient care through education and research. For more information about MDS, visit www.movementdisorders.org.

MOVEMENT REVOLUTION — Booth #511

151 S. Pfingsten Rd. Ste. V
Deerfield, Illinois, USA 60015
Tel: (931) 2465-3921
www.movement-revolution.com

Movement Revolution's Neuro Exercise Specialists deliver accredited, expert-led Parkinson's exercise programming through virtual and in-person coaching. As an Accredited Parkinson's Exercise Education Program, we provide intensive, personalized workouts built to help you MOVE STRONGER every day with PD.

MUHAMMAD ALI PARKINSON CENTER — Booth #208

240 W Thomas Rd Ste 302
Phoenix, Arizona, USA 85013
Tel: (602) 406-4931
www.barrowneuro.org

The Muhammad Ali Parkinson Center provides expert care, research, rehabilitation, outreach and support through a dedicated team, helping patients and families navigate the daily challenges of Parkinson's disease with compassion and comprehensive services.

EXHIBITORS

NEURO RPM — Booth #242

3124 Dumbarton St NW
Washington, District of Columbia, USA 20007
Tel: (412) 478-1075
www.neurorpm.com

NeuroRPM is an FDA 510(k) cleared, clinically validated monitoring and analytics platform for Parkinson's disease. Using an AI and ML engine built on wearable data, it quantifies motor symptoms, establishes subject specific baselines, and tracks treatment response over time for clinical care and drug development.

NEUROPONG — Booth #634

122 3rd St
Fort Collins, Colorado, USA 80524
Tel: (303) 667-1735
neuropong.org

NeuroPong is a 501(c)(3) that utilizes table tennis for prehabilitation and neurorehabilitation in people with neurodegenerative conditions like Parkinson's. Our program enhances overall quality of life by emphasizing the vital connection between mind and body, promoting physical activity, cognitive engagement, and community support for improved well-being and daily functioning.

NINDS — Booth #612

31 Center Dr.
Bethesda, Maryland, USA 20892
Tel: (715) 573-0964
www.ninds.nih.gov

NINDS is the nation's leading funder of research on the brain and nervous system.

PARKINSON'S FOUNDATION — Booth #301

5757 Waterford District Drive, Suite 310
Miami, Florida, USA 33126
Tel: (617) 816-5828
www.parkinson.org

The Parkinson's Foundation makes life better for people with Parkinson's disease (PD) by improving care and advancing research toward a cure. In everything we do, we build on the energy, experience and passion of our global Parkinson's community.

PARKINSON VOICE PROJECT — Booth #443

646 N. Coit Road
Richardson, Texas, USA 75080
Tel: (469) 375-6500
parkinsonvoiceproject.org

Parkinson Voice Project is a nonprofit organization whose mission is to help people with Parkinson's and related disorders REGAIN and RETAIN their speech and swallowing. We treat patients online and in-person through our Texas clinic. We train speech-language pathologists and graduate students worldwide in our SPEAK OUT! Therapy Program.

PARKINSON WELLNESS RECOVERY | PWR! — Booth #235

4343 N Oracle Road Ste 173
Tucson, Arizona, USA 85705-1764
Tel: (520) 591-5346
pwr4life.org

Parkinson-specific exercise and rehab experts and creators of PWR!Moves. A 501(c)(3) nonprofit, PWR! offers rehabilitation and wellness services to people with PD and care partners in Tucson, Arizona. We also train therapists and exercise professionals who incorporate our PWR!Moves framework into rehab and fitness settings globally.

EXHIBITORS

PARKINSON'S UK — Booth #320

215 Vauxhall Bridge Road, Pimlico
London, United Kingdom SW1V 1EJ
Tel: (44) 7904-245146
www.parkinsons.org.uk

We're Parkinson's UK – here to support everyone affected by Parkinson's. We fund research, campaign for better care, and offer life-changing support. The pandemic made life harder, but we're pushing for faster access to services, treatments, and information so people can live better with Parkinson's now.

PEDALING FOR PARKINSON'S® — Booth #535

357 S McCaslin Blvd, Suite 105
Louisville, Colorado, USA 80027
Tel: (866) 358-0285
davisphinneyfoundation.org

The Pedaling for Parkinson's™ program is based on research showing that consistent, high-cadence cycling can help reduce Parkinson's symptoms and improve quality of life. Participants are encouraged to ride at least three times per week for 30+ minutes, maintaining a cadence of 75+ RPM—or an "uncomfortably fast" pace if that level isn't achievable. Classes are designed to be inclusive and adaptable, supporting a range of abilities and stages of Parkinson's. Most programs take place on indoor stationary bikes at local YMCAs, gyms, or community spaces, typically meeting three times per week. Research shows that participants who follow this routine for eight weeks may experience symptom improvements of up to 35%.

PHOTOPHARMICS — Booth #520

3451 North Triumph Boulevard, Suite 201
Lehi, Utah, USA 84043
Tel: (801) 361-6600
PhotoPharmics.com

PhotoPharmics develops photo-neuromodulation devices using precisely tuned light to support circadian and dopaminergic systems. With decades of neuroscience expertise, the company now advances the Celeste® device for Parkinson's, in Phase 3 trials and FDA-designated Breakthrough status, aiming to offer safe, effective, naturally aligned home therapies for patients' daily care needs.

PMD ALLIANCE — Booth #631

2030 W Baseline Rd #182-6207
Phoenix, Arizona, USA 85041
Tel: (800) 256-0966
www.pmdalliance.org

Parkinson & Movement Disorder Alliance connects everyone impacted by movement disorders—across diagnoses and experiences—to foster community, expand resources, and enhance care. With on-demand education and local events, our programs meet people where they are with the promise: there's a place for you here.

POWER FOR PARKINSON'S — Booth #525

5555 N Lamar Blvd Ste C109
Austin, Texas, USA 78751
Tel: (512) 815-3324
www.powerforparkinsons.org

Power for Parkinson's offers FREE symptom-targeted fitness classes for people with Parkinson's in-person in Central Texas and worldwide on YouTube. Our fun, cognitively challenging workouts empower people with Parkinson's to accomplish recommended PD fitness guidelines to slow disease progression, boost overall well-being, and create social opportunities.

PREVIEW HEALTH — Booth #604

17/123 Pitt St
Sydney, Australia
Tel: (614) 327-29718
www.preview.health

At Preview Health, we provide precision brain health testing for neurodegenerative diseases. From a simple blood test, we help patients to better understand their unique disease profile and identify suitable non-drug interventions for more effective disease management.

EXHIBITORS

REMEPY — Booth #241

40 Tuval St.
Ramat Gan, Israel
Tel: (786) 449-2944
www.remepy.com

Remepy is pioneering a new therapy category, Hybrid Drugs, combining pharmaceuticals with targeted digital interventions. Remepy enables personalized, adaptive care through the unified power of biology, behavior, and technology. Remepy's lead Parkinson's program completed a Phase 2a clinical trial and will launch a multicenter Phase 3 clinical trial in Q3 2026.

RUNE LABS — Booth #206

2021 Fillmore St., PMB 1052
San Francisco, San Francisco, USA 94115
Tel: (415) 949-0919
www.strivepd.com

Rune Labs is advancing a more proactive and personalized approach to Parkinson's care through continuous monitoring and patient-centered technology. StrivePD, powered by Rune Labs, is an FDA-cleared app and care companion that helps people with Parkinson's manage their symptoms, treatment, and daily health over time. The app includes personalized insights and AI-powered chat support to help users understand trends, prepare for appointments, and get answers to their questions. StrivePD can also help connect eligible individuals to clinical trial opportunities. Learn more at www.strivepd.com and download StrivePD on the Apple App Store for free today.

SANMAI TECHNOLOGIES PBC — Booth #606

1307 S Mary Ave #270
Sunnyvale, Californai, USA 94087
Tel: (650) 335-8465
sanmai.tech

Sanmai is a neurotechnology company developing non-invasive ultrasound neuromodulation for mental health and neurological disorders. The company combines transcranial ultrasound stimulation with AI-enabled software to deliver safe, precise, and effective treatments.

ROCK STEADY BOXING — Booth #534

6847 Hillsdale Ct
Indianapolis, Indiana, USA 46250
Tel: (317) 288-7035
rocksteadyboxing.org

With over 800 locations around the world, Rock Steady Boxing is a US-based non-profit organization dedicated to serving the Parkinson's population through non-contact boxing-based exercise.

SAGE — Booth #608

HYLO, 103-105 Bunhill Row
London, United Kingdom EC1Y 8LZ
www.sagepub.com

Sage is a global academic publisher of books, journals, and library resources with a growing range of technologies to enable discovery, access, and engagement. Believing that research and education are critical in shaping society, 24-year-old Sara Miller McCune founded Sage in 1965. Today, we are controlled by a group of trustees charged with maintaining our independence and mission indefinitely.
Our guaranteed independence means we're:

- Free to do more – supporting an equitable academic future, furthering disciplines that drive social change, and helping social and behavioral science make an impact.
- Free to work together – building lasting relationships, championing diverse perspectives, and co-creating resources to transform teaching and learning.
- Free to think long-term – experimenting, taking risks, and investing in new ideas.

SHIRLEY RYAN ABILITYLAB — Booth #510

355 East Erie St.
Chicago, Illinois, USA 60611
Tel: (312) 238-7363
www.sralab.org/services/parkinsons-disease-movement-disorders-program

Shirley Ryan AbilityLab is the global leader in physical medicine and rehabilitation for adults and children with the most severe, complex conditions-from traumatic brain and spinal cord injury to stroke, amputation, cancer-related impairment, and Parkinson's disease-and has been ranked No.1 in America by U.S. News & World Report since 1991.

EXHIBITORS

SORRIDI THERAPEUTICS — Booth #419

609 Academy Drive
Northbrook, Illinois, USA 60062
Tel: (773) 844-4044
www.sorriditherapeutics.com/

We are a science based company called Sorridi Therapeutics. Our mission is to delay the progression of Parkinson's Disease by improving the gut microbiome and reducing inflammation. We have created a specialized prebiotic fiber bar, NeuroFiber, designed specifically to support constipation relief and gut-brain health in people living with PD.

STRESSMARQ BIOSCIENCES — Booth #421

117–1537 Hillside Avenue
Victoria, British Columbia, Canada V8T 2C1
Tel: (250) 294-9065
www.stressmarq.com

StressMarq is a world leader in the development and supply of cutting-edge oligomeric, fibrillar and monomeric Alpha Synuclein, Tau and Amyloid Beta proteins for researchers studying Parkinson's, Alzheimer's, and other neurodegenerative diseases.

SUMMIT FOR STEM CELL FOUNDATION — Booth #334

1084 N. El Camino Real, Ste. B225
Encinitas, California, USA 92024
Tel: (858) 759-1610
www.summitforstemcell.org

Summit, a 501(c)(3) nonprofit dedicated to transforming the future of Parkinson's through regenerative medicine. With a long-standing record of accomplishment, we educate and support scientific, medical, and academic communities, while serving people living with Parkinson's, their caregivers, and families. We fund cutting-edge research turning science into hope.

SUNRISE SENIOR LIVING — Booth #518

7902 Westpark Dr.
McLean, Virginia, USA 22102
Tel: (888) 680-0523
SunriseSeniorLiving.com

Sunrise Senior Living supports older adults with personalized care in a community designed to promote longer, healthier, happier lives. We offer independent living, assisted living, memory care, skilled nursing, and hospice coordination. Independent living is ideal for those who want an active, amenity rich lifestyle without the burdens of home upkeep. Residents enjoy innovative dining, engaging neighbors, wellness programs, clubs, events, and lifelong learning opportunities, while we handle housekeeping, maintenance, and provide 24/7 concierge support. Assisted living blends independence with just right support for daily tasks such as bathing, dressing, transportation, or medication reminders. Residents live in private or companion suites and enjoy freedom from chores like cooking, laundry, and cleaning, along with access to social, educational, and cultural activities.

SUPERNUS PHARMACEUTICALS — Booth #501

9715 Key West Ave
Rockville, Maryland, USA 20850
Tel: (978) 844-3120
www.supernus.com

At Supernus, we believe that our science has the potential to help people living with Parkinson's. We're committed to people with PD, their care partners, and the HCPs who help manage it. Our currently available treatment options, and ongoing research, reflect our resolve to help the Parkinson's community.

SYMBYX BIOME — Booth #229

116 Military Road
Sydney, Australia 2089
Tel: (61) 2-8066-9966
www.symbyxbiome.com

SYMBYX Biome is a MedTech advancing health through targeted light therapies. Founded in Sydney (2020), SYMBYX has pioneered light therapy research for Parkinson's, and empowers individuals with a range of medical and general wellness devices. Published studies show improvements in mobility, balance, coordination, and cognition.

EXHIBITORS

THIS IS PARKINSON'S — Booth #207

3523 E Oregon Ave
Phoenix, Arizona, USA 85018
Tel: (602) 390-8011
thisisparkinsons.org

Our mission is to break stigma and build empathy through authentic storytelling that reveals the humanity of life with Parkinson's. Founded and led by a journalist living with Parkinson's themself, we bring real experiences to light to build connection, understanding, and a community of support.

TULIP MAKE ME MOVE DESK LLC — Booth #624

345 Dogwood CT
Saline, Michigan, USA 48176
Tel: (734) 846-1748
tulipm3d.com

Tulip Make Me Move Desk LLC (tulipm3d.com) is an academic spin-off company that has engineered the first in-home MoveDesk for people with Parkinson's that allows them to combine low level standing and stepping physical activity while at the same time do their routine regular desktop activities.

URBAN POLING INC. — Booth #627

PO Box 31
Embrun, Ontario, Canada K0A1W0
Tel: (877) 499-7999
urbanpoling.com

Urban Poling is an international education center and distributor of high performance Activator® poles: an evidence-based, FDA registered, patented tool that is revolutionizing rehabilitation. Prescribed extensively in all continuums of health care for therapy and to reduce the use of passive mobility devices such as canes, crutches and walkers.

WORLD PARKINSON COALITION® — WPC booth

1350 Broadway, Suite 1530
New York, New York, USA 10018
info@worldpdcoalition.org
www.worldpdcoalition.org

The WPC has been bringing the Parkinson's community together since 2006 with live and virtual events designed for all stakeholders in the PD community. The WPC gets people out of their professional silos, connecting members of the community in an inclusive, innovative and inspiring fashion to ensure more collaboration around basic and clinical research design, education, advocacy and more. By bringing the world's leading movement disorder specialists, neuroscientists, nurses, rehab specialists together with Parkinson advocates every three years at the World Parkinson Congress, the Coalition provides a vibrant international forum for delegates to learn about the latest scientific discoveries, medical practices, and care initiatives for PD.

WPC 2029 HOST CITY — WPC booth

The location and details of the World Parkinson Congress 2029 will be exclusively revealed at the booth.

ORGANIZATIONAL PARTNER TABLES

ASSOCIATION OF MOVEMENT DISORDER ADVANCED PRACTICE PROVIDER — Table #1

2880 Bicentennial Pkwy Ste 100 #3038
Henderson, Nevada, USA 89044
Tel: (612) 508-7904
www.amdapp.org

AMDAPP is a professional organization for nurse practitioners and physician associates who specialize in movement disorders. Its mission is to connect, support, and empower these providers to enhance patient care through education, networking, and collaboration.

BRIAN GRANT FOUNDATION — Table #2

650 NE Holladay Street
Portland, Oregon, USA 97232
Tel: (503) 274-9382
briangrant.org

The Brian Grant Foundation empowers people impacted by Parkinson's to lead active and fulfilling lives. Founded by former NBA player Brian Grant, who is living with Parkinson's, we provide resources to improve well-being, connect people to a supportive community, and share the stories of people affected by Parkinson's.

LOUD AND CLEAR — Table #3

4000 Tablerock Dr
Austin, Texas, USA
Tel: (713) 899-6750
loudandclear.io

Loud and Clear is a free nonprofit platform helping people with Parkinson's stay independent longer through voice and physical exercise you can do at home. With thousands joining worldwide, it tackles key gaps in care: starting earlier, maintaining gains post therapy, and overcoming barriers like cost, distance, mobility, anxiety.

PARKINSONLIFE CORPORATION — Table #11

4030 Henderson Blvd #113, Tampa, Floride, USA 33629
Tel: (813) 503-5620

Meredith DeFranco, PT, DPT founded pdLIFE, a 501(c)(3) nonprofit organization, in response to a need for direct resources, services and social connection for the PD community in the Greater Tampa Bay Area. Thanks to grant funding from the Parkinson's Foundation, pdLIFE has been able to continue to grow and provide free Parkinson's exercise classes and other programs in the Tampa Bay Area. PdLiFE provides 10 community exercises classes every week at 4 locations, and also runs monthly education sessions, support groups, exercise parkchallenges, and retreats for the PD community.

PD AVENGERS — Table #4

2593 Grant Street
Vancouver, British Columbia, Canada V5K 3G6
Tel: (778) 233-6173
www.pdavengers.com

Global Alliance to End Parkinson's.

PINGPONGPARKINSON® — Table #5

175 Tompkins Ave
Pleasantville, New York, USA 10570
Tel: (914) 557-6092
www.pingpongparkinson.org

PingPongParkinson® is a sports movement and community founded in New York in 2017 by musician Nenad Bach, who discovered ping pong reversed his Parkinson symptoms. Today, PingPongParkinson sessions and tournaments in 30 countries transform lives through play, advocacy and research and offer inclusivity in the sport for people with Parkinson.

ORGANIZATIONAL PARTNER TABLES

THE PARKINSON'S PROJECT FOUNDATION — Table #6

2109 Augusta Street
McKinney, Texas, USA 75072
Tel: (469) 964-9002
www.theparkinsonsproject.org

The Parkinson's Project Foundation is a nonprofit dedicated to advancing education, research, and access to holistic, plant-based, and psychedelic therapies. We strive to expand evidence-based options, reduce stigma, and empower individuals with Parkinson's to pursue safe, natural pathways toward healing, hope, and improved quality of life.

TWITCHY WOMEN — Table #7

225 S Linden Drive
Beverly Hills, California, USA 90212
Tel: (310) 344-8762
www.twitchywoman.com

Twitchy Woman started as a blog for people with Parkinson's in 2015 written by founder Sharon Krischer, who has Parkinson's Disease. Since the Pandemic hit in 2020, Twitchy Woman has been producing webinars specifically for Women with Parkinson's Disease. We started a mentoring program for women newly diagnosed with PD and have 2 support groups that meet online. Today, Twitchy Woman continues to write weekly blog posts about living with Parkinson's, with advice, interviews, book reviews and more.

U60CHALLENGED SUPPORTER ASSOCIATION — Table #10

5-1-205, 2cho
Uenoshiba, Nishi-ku, Sakai, Japan 5938301
Tel: (090) 4496-3010
10bin.jp

Support YOPD

VA PARKINSON'S DISEASE RESEARCH, EDUCATION AND CLINICAL CENTERS — Table #8

3900 Woodland Ave
Philadelphia, Pennsylvania, USA 19104
Tel: (215) 823-5934
www.parkinsons.va.gov

The PADRECCs are specialized centers within the VA healthcare system focused on PD and movement disorders care to advance research, education, and clinical care to improve the health and well-being of Veterans. There are six PADRECCs and over 60 Associated Sites that provide specialized care to Veterans across the US.

YES, AND...EXERCISE! — Table #9

1948 Carriage Dr.
Walnut Creek, California, USA 94598
Tel: (702) 757-8841
www.yesandexercise.org

Yes, And…eXercise! is a nonprofit serving the Parkinson's community through novel improvisation and Cinema Therapy storytelling classes, building connection, confidence, and joy. Our mission is to amplify voices from our community to accelerate the cure and improve quality of life for people and families affected by Parkinson's.

Medtronic

For healthcare professionals

Innovating to help your patients

Live On

Medtronic DBS for Parkinson's

The Percept™ family – Sensing-enabled deep brain stimulation (DBS) technology designed to adapt with patients' needs.



TIME BEST INVENTIONS 2025

©2025 TIME USA LLC.
All rights reserved.
Used under license

BrainSense™ Adaptive DBS (aDBS)

Includes BrainSense™ technology† with BrainSense™ Adaptive DBS (aDBS). The first sensing-enabled DBS system.

Personalized therapy

May increase "On" time on average compared to cDBS‡

Visit booth 516 or go to **medtronic.com/BrainSense** to learn more

†The sensing feature of the Percept™ PC system and Percept™ RC system is intended for use in patients receiving DBS where chronically recorded bioelectric data may provide useful, objective information regarding patient clinical status. The majority of patients with Parkinson's disease have an identifiable signal.

‡Improved motor symptom control results were based on post hoc analysis averaging overall patient aDBS on time results compared to cDBS. Results presented for dual threshold aDBS. N=40. Based on results from an open-label comparison.

©2026 Medtronic. Medtronic, Medtronic logo, and Engineering the extraordinary are trademarks of Medtronic. All other brands are trademarks of a Medtronic company.
04/2026 – US-NEU-2600338 - [WF#22573323]

PARKINSON'S DISEASE GLOSSARY

A guide to the scientific language of Parkinson's disease

Acetylcholine: One of the chemical neurotransmitters in the brain and other areas of the central and peripheral nervous system. It is found in the basal ganglia, where it influences movement located in different regions of the brain as well, and plays a role in walking, memory, and vision. Drugs that block acetylcholine receptors (so-called anticholinergics) are occasionally utilized in the treatment of PD while drugs that enhance its activity (acetylcholinesterase inhibitors) can be used to treat some of the gait and hallucinatory problems seen in PD.

Acetylcholinesterase Inhibitors: A drug that inhibits the enzyme that breaks down acetylcholine resulting in increased activity of the chemical neurotransmitter acetylcholine. Used to treat mild to moderate dementia in Parkinson's disease as well as some of the gait problems.

Agonist: A chemical or drug that can activate a neurotransmitter receptor. Dopamine agonists, such as pramipexole, ropinirole, rotigotine, and apomorphine, are used in the treatment of PD.

Aggregate: A whole formed by the combination of several elements. In Parkinson's disease, there is a clumping of many proteins inside neurons, including alpha-synuclein. Lewy bodies are a kind of aggregate found in PD.

Akinesia: Literally, means loss of movement also described as a difficulty with initiating voluntary movements. It is commonly used interchangeably with bradykinesia; however, bradykinesia means slow movement.

Alpha-synuclein: A protein present in nerve cells (as well as other cells in the body). The accumulation and aggregation of this protein is a pathologic finding in PD. The first genetic mutation found in PD was discovered in the gene for alpha-synuclein (SNCA) and was called PARK1. Alpha-synuclein also accumulates in multiple system atrophy (MSA) and Lewy Body Disease (LBD). Alpha-synuclein seems to play a key role in the pathogenesis of PD and is important for some nerve functions such as releasing neurotransmitters.

Alexander Technique: This technique is a form of complementary therapy, pioneered at the turn of the century by FM Alexander. The principal aim is to help improve health by teaching people to stand and move more efficiently.

Amantadine: A medication used to treat Parkinson's disease as a single therapy or with L-DOPA and other medications. It has both an anti-Parkinson effect and an anti-dyskinesia effect.

Amygdala: An almond-shaped nucleus located deep in the brain's medial temporal lobe in animals. It is involved in fear and anxiety responses, and the formation of memories involving emotion.

Anhedonia: Decreased ability or inability to experience pleasure.

Anosmia: Total loss of the sense of smell. See also Hyposmia.

Antagonists: Has the opposite effect from an agonist. Antagonists block neurotransmitter receptors. Dopamine antagonists can worsen Parkinson's symptoms and can cause drug-induced Parkinsonism. Virtually all antipsychotic drugs have dopamine antagonist action as do some anti-sickness medications.

Anticholinergics: A type of medication that interferes with the action of acetylcholine. It is sometimes used in younger patients with PD who have a lot of tremors. They are not recommended for use in the elderly because they can cause confusion. One example is trihexyphenidyl hydrochloride.

Antisense oligonucleotides (ASOs): a new treatment designed to stop the RNA that converts a bit of DNA (gene) into the protein. For example, an ASO against alpha-synuclein would target the alpha-synuclein RNA and stop it from being made into a protein thus reducing the levels of alpha-synuclein.

Apathy: Lack of interest, enthusiasm, or concern.

Apomorphine: A type of dopamine agonist, which is highly powerful and effective but also causes unpleasant effects, such as nausea. A pump delivering apomorphine can be used in more advanced stages of the disease or it can also be used intermittently where it is given as rescue injections in patients who suddenly go "off."

Astrocytes: They are major non-neuronal support cells in the brain. Among other things, they secrete growth factors that help neurons grow and communicate. They can also pump glutamate, a neurotransmitter that, in excess, can cause neurotoxicity.

Ataxia: Inability to coordinate voluntary muscle movements; unsteady movements and staggering gait.

ATP13A2 (PARK 9): A gene that codes for a form of the ATPase enzyme. When mutated, this gene may cause a form of early-onset Parkinson's.

Autonomic Nervous System (ANS): Part of the peripheral nervous system, consisting of sympathetic and parasympathetic nerves that control involuntary actions, in particular the heartbeat, blood pressure, and the bladder and gut as well as some sexual functions.

Autonomic Dysfunction: Any abnormal functioning of the autonomic nervous system resulting in problems with bodily functions such as bowel and bladder control, blood pressure control, sweating, drooling, and so forth. Examples of autonomic dysfunction issues are constipation, urinary incontinence, and orthostatic hypotension (low blood pressure when standing).

Autophagy: The segregation and disposal of damaged organelles within a cell. This is a normal physiological process in the body. It

PARKINSON'S DISEASE GLOSSARY

maintains normal functioning by protein degradation and turnover of the destroyed cell organelles for new cell formation. During cellular stress, the process of autophagy is increased. Cellular stress is caused when there is a deprivation of nutrients and/or growth factors. Autophagy may provide an alternate source of intracellular building blocks and substrates that may generate energy to enable continuous cell survival. Dysfunctional autophagy can lead to the building of damaged organelles and misfolded proteins in the cell.

Autosomes/autosomal: Refers to all the chromosomes excluding the sex-related X and Y chromosomes.

Autosomal recessive: A mode of inheritance of genetic traits located on the autosomes that only manifests when two copies of a mutated gene (two alleles) are present. For a particular trait to be expressed, both parents must have the particular mutated allele or gene, and both must pass it to the offspring who then manifests the genetic disease. Some genetic forms of PD are autosomal recessive, such as from the genes known as PARKIN, PINK1, and DJ1. In some cases, the gene of interest is missing. In others, there are abnormalities and if two different abnormalities of the same gene are inherited, that can result in recessive inheritance.

Axon: The part of the nerve that carries electrical impulses from the nerve cell body to other neurons both throughout the limbs (peripheral nervous system) and brain/spinal cord (central nervous system). Thick axons tend to be through the brain and spinal cord; they are surrounded by a protective fatty sheath called myelin (in multiple sclerosis the myelin is damaged). Thin axons tend to be unmyelinated. In PD, alpha-synuclein is deposited in long, thin axons, and these are called Lewy neurites.

Basal Ganglia: A collection of structures deep within the brain that consist of the caudate nucleus, putamen, globus pallidus, subthalamic nucleus, and substantia nigra that play an important role in movement and some forms of thinking. Dopamine cell death in the substantia nigra contributes to Parkinsonian signs.

Big data: A term for data sets that are so large or complex that traditional data processing applications are inadequate.

Biomarker: A marker, typically in bodily fluids (e.g. blood, CSF), that can be used to either diagnose or track disease and/or help divide patients up into different subgroups. Of late there has been much interest in finding biomarkers that could indicate that the person has a disease before symptoms of that disease appear.

Blood-brain barrier: The selectively permeable structure that separates the circulating blood from the brain; it forms a tight physical barrier that normally keeps immune cells, and some chemicals and drugs out of the brain. Formed of astrocyte end feet, endothelial cells of the blood vessels, and pericytes.

Braak Staging: A method to classify the degree of pathology in Parkinson's disease on brain autopsy, based on the idea that more brain regions contain alpha-synuclein pathology as Parkinson's disease progresses over time. There is also a (different) Braak staging for Alzheimer's disease.

Bradykinesia: Literally, means slowness of movement. It is commonly (but erroneously) used synonymously with akinesia and hypokinesia. Bradykinesia is a clinical hallmark of Parkinsonism.

Bradyphrenia: Slowness of thought common to many brain disorders.

Brain stem: The lower part of the brain that lies between the two cerebral hemispheres and the top of the spinal cord. The three parts of the brain stem are the medulla oblongata, pons, and midbrain. The brain stem is a vital structure that is a passageway between the brain and spinal cord, and it contains neurons involved in sleep and wakefulness, as well as the main centers that command vital functions such as respiration and heart function. The substantia nigra, which is damaged in Parkinson's, is located at the top of the brainstem, in the midbrain.

C-Abl: A gene implicated in the processes of cell differentiation, cell division, cell adhesion, and stress response.

Calcium: An essential mineral. Calcium is important for normal neurotransmission between nerve cells and is involved in many chemical reactions within neurons and in mitochondrial function. Calcium overload in the substantia nigra has been postulated as one mechanism that could contribute to the death of these neurons.

Carbidopa: A drug given with levodopa. Carbidopa blocks the enzyme dopa decarboxylase, thereby preventing levodopa from being metabolized to dopamine in the body. Because carbidopa does not penetrate the blood-brain barrier, it only blocks levodopa metabolism in the peripheral tissues and not in the brain, thereby reducing side effects, but increasing the effectiveness of levodopa in the brain.

Carer / Care Partner: A name used to describe anyone who provides help or support of any kind to a relative or friend.

Caudate nucleus: A nucleus located in the basal ganglia important in learning and memory. It is one component of the basal ganglia called the striatum. The other component is the putamen.

Cell therapy: The use of cells transplanted into an individual as a treatment for disease. These cells can be derived from the same person's body, taken from another individual, or grown from stem cells in the laboratory. For Parkinson's disease, clinical trials are looking at whether dopamine cells can be transplanted into the brain to replace those lost as part of the disease.

Central Nervous System (CNS): consists of the brain, brain stem, and spinal cord.

PARKINSON'S DISEASE GLOSSARY

Ceramide: Family of waxy lipid molecules found in high concentrations within the cell membrane that act as structural components but also regulate cell differentiation, proliferation, and cell death. Mutations in glucocerebrosidase (GBA), an enzyme that breaks down ceramides, have been associated with PD. See glucocerebrosidase.

Cerebellum: At the back of the brain just behind the brainstem. It co-ordinates movements.
When damaged, it results in ataxia and is the area affected most obviously in alcohol intoxication.

Cerebrospinal fluid (CSF): A watery fluid generated within the brain's ventricles. CSF circulates to bathe the brain and spinal cord to cushion these from physical impact. Small amounts can be harvested in humans by lumbar puncture to measure chemicals coming from the brain and thus have been used as a source for looking for biomarkers. It is also now a route being explored for delivery of some drugs in PD used in trials to slow down disease- when given by this route they are called intrathecal injections.

Chemokines: Secreted signaling proteins that are part of the Cytokines family (chemotactic cytokines). They are named after their ability to induce movement in an organism in response to chemical stimuli, specifically in the body they stimulate the migration of cells, most commonly immune cells.

Chronic: (opposite: acute) Chronic diseases of long duration. Chronic diseases are typically of subtle onset and slow worsening over time. The term does not imply anything about the severity of a disease.

Clinical Trials: Research studies that involve human volunteers and are conducted to add to our understanding of certain diseases or to determine whether a drug or other therapy may be effective in treating a disease.

Coenzyme Q10: An antioxidant studied in Parkinson's disease to slow down disease progression, but with little proven benefit so far.

Cognition: Mental processes including attention, remembering, producing, understanding language, solving problems, and making decisions.

Cognitive: Relating to mental activity such as thinking, reasoning, making judgments, and remembering.

Cogwheel: Stiffness of the muscles characterized by jerky movements when arms and legs are moved against a resistance.

Complementary therapies: These are non-medical treatments, that many people use in addition to conventional medical treatments, such as the Alexander technique, acupuncture, aromatherapy, music and art therapies, reflexology, and osteopathy.

Computed tomography (CT): A medical imaging method employing computer processing to produce images seen as slices through the tissue. This presentation of images is known as tomography.

COMT Inhibitor: A drug used to treat Parkinson's symptoms. It works by inhibiting COMT thereby preventing the breakdown of dopamine resulting in increased levels of this neurotransmitter and so enhancing L-dopa effects in the brain.

COMT (catechol-O-methyltransferase): One of the enzymes that break down dopamine, adrenaline (also called epinephrine), and noradrenaline (also called norepinephrine).

Continuous Dopaminergic Stimulation (CDS): A therapeutic concept for the management of Parkinson's disease that proposes that continuous (as opposed to discontinuous or pulsatile) stimulation of striatal dopamine receptors will delay or prevent the onset of levodopa-related motor complications.

Controlled Release Drugs: These are special preparations of drugs that release the drug into the body slowly and steadily rather than all at once. Also known as slow-release or modified-release. They keep the amount of the drug in the bloodstream at a steadier level than the 'ordinary' version of the same drug. Often prescribed before bedtime to help with rigidity and pain during sleep and thus improve sleep quality.

Cytokines: A family of small proteins that are secreted by specific cells of the immune system that act as immune messengers, that is, they carry signals locally between cells, and thus influence other cells. Unlike growth factors, they have no specific role in cell proliferation. Cytokines can broadly have (1) "pro-inflammatory" effects, activating the immune system against infection and injury, and (2) "anti-inflammatory" effects, playing a major role in the resolution of inflammation but their effects are context-dependent. People with PD are more likely to have an imbalance of cytokines in the brain and bloodstream.

DaT scan: A type of neuroimaging that can be used to differentiate between Parkinson's disease and conditions that look similar, by evaluating the brain's dopamine system. The scan principle is based on the injection of a radioactive substance which binds to dopamine transporters (DaT) that are found on the dopamine nerve terminal, most obviously within the striatum. It emits gamma rays which will be detected by the scanner. Depending on how intense the signal is and how it is distributed in certain parts of the brain, it can help inform the diagnosis of PD, as in PD the dopamine terminals are lost and so is the DAT signal.

Deep Brain Stimulation (DBS): A surgical treatment that involves the implantation of a medical device (electrical stimulator) that acts as a brain pacemaker sending electrical impulses to the specific area in which the electrode was inserted. In Parkinson's patients, the device is typically inserted in either the subthalamic nucleus or the globus pallidus, less often in other sites.

PARKINSON'S DISEASE GLOSSARY

Dementia: A decline in cognitive function due to damage or disease in the brain beyond what might be expected from normal aging, and which interferes with normal daily function. Areas particularly affected include memory, attention, judgment, language, planning, and problem-solving. It occurs in about 40% of people with Parkinson's after about 10 years of the condition.

- Alzheimer's disease dementia: The most common form of dementia, typically presents with difficulty in remembering names and events. May also initially include apathy and depression, and later impaired judgment, disorientation, confusion, behavior changes, and difficulty speaking, swallowing, and walking. Associated with abnormal deposits of the protein fragment beta-amyloid (plaques) and twisted strands of the protein tau (tangles) as well as brain nerve cell damage and death. New antibody therapies against one of these proteins, A-beta amyloid, have recently shown some success in slowing down AD.
- Dementia with Lewy bodies (DLB): Similar, but not identical, symptoms as in Alzheimer's dementia. DLB commonly has a greater occurrence of sleep disturbances, well-formed visual hallucinations, and muscle rigidity with marked fluctuations in patients' mental states- going from being fully orientated to majorly confused over a few hours. Associated with aggregation of alpha-synuclein in the cerebral cortex. Lewy bodies are also a pathologic hallmark of Parkinson's disease. The relationship between DLB and PD remains to be resolved.
- Parkinson's dementia: Presents similarly to Alzheimer's dementia or dementia with Lewy bodies but is typically preceded by clinical Parkinson's disease. Associated with alpha-synuclein aggregates that more likely begin in the brain stem, including the substantia nigra, and often presenting with visual hallucinations and visuospatial problems with misjudgments of distance and objects.

Dendrites: (from Greek meaning, "tree") Nerve fibers that carry information into the nerve cell body. Branches of dendrites are the receiving fibers of signals coming to the neuron from other neurons and convert these chemical signals into electrical ones to the nerve cell body.

Depression: Causes feelings of sadness and/or a loss of interest in activities once enjoyed. It can decrease one's ability to function in daily activities. Depression can be a clinical symptom of PD.

Disease modification: Treatments or interventions that affect the underlying pathophysiology of the disease and have a beneficial outcome on the course of a disease, for example, Parkinson's. To date, there are no proven disease-modifying therapies for Parkinson's.

Disequilibrium: Another word for unsteadiness or balance problems. Also known as postural instability. See postural instability.

D**J-1:** Mutations in this gene cause an autosomal recessive form of Parkinson's disease. The main function of the DJ-1 protein is thought to be the reduction of oxidative stress, though it is also now known to have roles in the DNA damage response and glycation.

Dopa decarboxylase inhibitors: Drugs (such as carbidopa) that inhibit the metabolism of levodopa to form dopamine. By inhibiting dopa decarboxylase only in the peripheral organs (not the Central Nervous System), levodopa concentration is increased and more can enter the brain. These drugs are used in Parkinson's with levodopa.

Dopamine: A small chemical molecule that is one of the brain's neurotransmitters. Among other brain regions, it is found in cells within the substantia nigra. These cells project to the striatum in the basal ganglia. Deficiency of dopamine in the striatum due to the death of cells in the substantia nigra causes symptoms of Parkinsonism.

Dopamine agonist: A compound that activates dopamine receptors, other than dopamine. Examples include pramipexole (Mirapex), ropinirole hydrochloride (Requip), piribedil, apomorphine (Apokyn), and rotigotine (Neupro patch). These act like dopamine but are not actually dopamine. They can be used in both the early and late stages of Parkinson's disease. They are the second most powerful type of anti-Parkinson medication after levodopa. They can cause side effects such as sleepiness, sleep attacks, ankle swelling, hallucinations, and impulse control problems, more commonly than levodopa does.

Dopaminergic pathways: Neural pathways in the brain which utilize dopamine as their neurotransmitter. There are four major groups: the nigrostriatal, mesocortical, mesolimbic, and tuberoinfundibular pathways.

- **Nigrostriatal:** Connects the substantia nigra to the striatum. Involved heavily in Parkinson's.
- **Mesocortical:** Connects the ventral tegmental area (adjacent to the substantia nigra) to the cerebral cortex. Closely associated with the mesolimbic pathway. Can cause hallucinations and schizophrenia if not functioning properly.
- **Mesolimbic:** Connects ventral tegmental area to nucleus accumbens, amygdala & hippocampus, and prefrontal cortex. Along with the mesocortical pathway, memory, motivation, emotional response, reward, and drug addiction are involved.
- **Tuberoinfundibular:** from the hypothalamus to the pituitary gland involved in hormonal regulation, maternal behavior (nurturing), pregnancy, and sensory processes.
- Dopamine is also found in the retina of the eye.

Drug Repurposing: Repurposing generally refers to studying drugs that are already approved to treat one disease or condition to see if they are safe and effective for treating other diseases. For example, looking to see whether a statin could be used to slow Parkinson's would be an example of a drug repurposing trial.

PARKINSON'S DISEASE GLOSSARY

Duodopa: An advanced Parkinson's therapy. It is a new means of delivering a particular form of L-dopa via a pump directly in the small intestines.

Dysarthria: Impaired speech articulation. It is very common in Parkinson's and needs to be distinguished from dysphasia, which is a problem in understanding and producing speech.

Dysbiosis: A imbalance between the types of organisms present in a person's natural microflora, especially that of the gut, thought to contribute to a range of conditions of ill health.

Dyskinesia: Abnormal involuntary movements; also, sometimes called hyperkinesia and typically caused in advancing Parkinson's by L-dopa drugs.

Dysphagia: Difficulty in swallowing.

Dystonia: Characterized by persistent or intermittent contractions of opposing muscles causing abnormal movements or postures. It should not be confused with dyskinesia. It is most seen first thing in the morning in Parkinson's in the foot when the patient is OFF. It can be seen occasionally as a result of L-dopa medication.

Embryonic stem (ES) cells: See stem cells.

Encephalitis: Inflammation of the brain. See neuroinflammation.

Entacapone: A Parkinson's drug that is used alongside levodopa and carbidopa. It inhibits the enzyme COMT, decreasing the breakdown of levodopa.

Exosomes: A subtype of extracellular vesicles (EVs), which are small ball-like structures produced by all living cells (human and bacterial) and can be found in all sorts of body fluids such as blood, urine, and CSF and cultured medium of cell cultures. They are formed inside the cell and are released outside the cell carrying lipids, proteins, or other contents. Their vehicle-like properties have the potential to deliver therapeutic or detrimental cellular cargo.

Executive Dysfunction: A deficit in executive functioning that may occur in Parkinson's disease and may have a dopaminergic basis. Executive functioning allows the completion of tasks using higher-level mental skills such as planning, organization, memory, flexible thinking, and self-regulation.

Festination: An involuntary quickening of the gait; the acceleration of gait noted in Parkinsonism and similar disorders, means "chasing the center of gravity".

Foscarbidopa/Foslevodopa: Prodrugs of carbidopa/levodopa that are used in a subcutaneous infusion pump (like an insulin pump) in some parts of the world. It is not yet approved worldwide.

Freezing of Gait (FOG): The sudden brief inability to walk or to continue walking which typically occurs in narrow spaces.

Functional magnetic resonance imaging (fMRi): An imaging technique designed specifically for the brain. It measures the rate at which oxygen is removed from the blood to the cells, therefore suggesting the activity of a particular area of the brain.

GABA (gamma amino butyric acid): The principal inhibitory neurotransmitter in the human brain. GABA neurons are rich in the striatum, globus pallidus, substantia nigra, and cerebellum.

GBA (Glucocerebrosidase): An enzyme found within the lysosome of cells. Mutations in the GBA gene are associated with Parkinson's disease.

Gastroparesis: also called delayed gastric emptying, is a condition in which the stomach takes too long to empty its contents, and can affect people with PD.

GDNF: Glial cell line Derived Neurotrophic Factor. See growth factors.

Gene therapy: The insertion of genes into an individual's cells and tissues to replace or bolster a particular function within those cells. The genes are usually placed within a non-pathogenic virus, which serves as the vector to penetrate the cells. Gene therapy can also be used to correct non-genetic deficiencies such as the loss of dopamine in Parkinson's, to modify the function of a group of cells (e.g. convert an excitatory structure to one that is inhibitory), or to provide a source of growth factors.

Genotype: The collection of genetic material in an organism that gives rise to its characteristics.

Glia (Glial cells): Non-neural cells of the brain, commonly called neuroglia or simply glia (Greek for "glue"), that maintain homeostasis, form myelin, and provide support and protection for the brain's neurons. Astrocytes, microglia, and oligodendrocytes are the main three glial cells.

Globus pallidus: A major part of the basal ganglia involved in movement control. It is split into two main parts: the internal globus pallidus (GPi), and the external globus pallidus (GPe). Deep brain stimulation of the GPi causes an increase in motor function in Parkinson's patients. Often patients also show a reduction in dyskinesia, probably because they require less levodopa.

Glucose: A simple sugar that is an important energy source in living organisms and is a component of many carbohydrates. Impaired glucose metabolism has recently been associated with PD and may underline the association between type-2 diabetes and Parkinson's disease.

Glutamate: An amino acid and the main excitatory neurotransmitter in the human brain. The major input to the striatum is from the

PARKINSON'S DISEASE GLOSSARY

cerebral cortex which uses glutamate as a neurotransmitter. In PD, the loss of dopaminergic neurons can lead to high concentrations of glutamate in the basal ganglia and can cause neuronal damage.

Glycation: The bonding of a carbohydrate (sugar molecule or 'glycan') to a protein or lipid molecule without enzymatic regulation. See glycosylation. Abnormal glycation can occur in PD and may underline oxidative stress and inflammation.

Glycosylation: The bonding of a carbohydrate to a protein or lipid molecule with enzymatic regulation. See glycation. Abnormal glycosylation can occur in PD and may underline oxidative stress and inflammation.

Glycosylceramide: A type of cerebroside. Cerebrosides are a critical component in muscle and nerve cell membranes.

Growth factors: Naturally occurring substances (usually proteins) that help maintain the health of neurons and encourage cell growth, proliferation, and differentiation. Some growth factors are being looked at to try to promote the survival of the neural cells that are degenerating in Parkinson's of which the one that has been trialed the most is GDNF.

Gut microbiome: Genetic material or genes harbored by the community of microorganisms that live in the gut. See gut microbiota.

Gut microbiota: The complex community of microorganisms (bacteria, archaea, fungi, yeasts) that live in the digestive tracts of humans and other animals. These microorganisms can be beneficial, for example, aiding in digestion and absorption of nutrients, or harmful to health.

Heterogeneity: Lacking uniformity in composition or character, applied to a group under a category that seems to be diverse in other qualities. (as opposed to homogeneity, which is uniformity in composition or character). This term is most often used to describe the different types of Parkinson's disease.

Hippocampus: A complex neural structure (shaped like a sea horse) located in the temporal lobes of the brain; involved in memory storage, motivation, and emotion as part of the limbic system.

Hoehn and Yahr scale: A commonly used system for describing how the symptoms of Parkinson's disease progress. The higher the stage, the more advanced the disease.

- Stage 0: No signs of disease.
- Stage 1: Unilateral symptoms only.
- Stage 1.5: Unilateral and axial (midline) involvement.
- Stage 2: Bilateral symptoms. No impairment of balance.
- Stage 2.5: Mild bilateral disease with recovery on pull test.
- Stage 3: Balance impairment. Mild to moderate disease. Physically independent.
- Stage 4: Severe disability, but still able to walk or stand unassisted.
- Stage 5: Needing a wheelchair or bedridden unless assisted.

Hyperkinesia: An abnormal increase in movement and/or muscle activity; sometimes used synonymously with dyskinesia.

Hypokinesia: Means reduced amplitude of movement. It is commonly used synonymously (but erroneously) with akinesia and bradykinesia.

Hypothalamic pituitary adrenal axis (HPA): The three primary components of the endocrine system. Made up of the hypothalamus, pituitary gland, and the adrenal cortex, the HPA has a wide range of functions from stimulating the stress response to controlling digestion, the immune system, mood, sexuality, and energy storage and consumption.

Hypothalamus: A brain region that links the limbic system to the pituitary gland and is a master area for the autonomic nervous system as well as being important in appetite and sleep.

Idiopathic: Arising from an unknown cause.

Idiopathic Parkinson's disease: This term is used to describe the common type of Parkinson's disease to distinguish it from other forms of Parkinsonism (also termed "Sporadic PD").

Impulse control disorder (ICD): A set of psychiatric disorders characterized by an inability to control one's actions, particularly those that might bring harm to oneself or others. Common ICDs in patients receiving dopamine agonists are pathologic gambling, compulsive eating, compulsive shopping, and hypersexuality.

Inflammation: Acute inflammation is a normal part of the body's response to injury or infection. Inflammation occurs when the body releases chemicals that trigger an immune response to fight off infection or heal damaged tissue. Once the injury or infection is healed, the inflammatory process ends. Chronic inflammation is slow, long-term inflammation lasting for prolonged periods of several months to years. The extent and effects of chronic inflammation vary with the injury's cause and the body's ability to repair and overcome the damage.

Interdisciplinary care: Multiple healthcare professionals collaborate to provide care with a common perspective, often involving joint consultations.

Induced pluripotent stem cells (iPS Cells): Stem cells that can be generated directly from adult cells such as blood or skin cells. See stem cells.

Learned voluntary movements: Movements that we learn to do, like walking and talking.

PARKINSON'S DISEASE GLOSSARY

Leucine-rich repeat kinase 2 (LRRK2): A protein encoded by the LRRK2 gene which when mutated can lead to Parkinson's. Several different mutations in the LRRK2 gene have been found to cause Parkinson's disease, but there may also be variants within the general population that do not necessarily cause disease. LRRK2 is highly expressed in immune cells in the body.

Levodopa (L-DOPA): A chemical that is the precursor to dopamine. It can pass through the blood-brain barrier (whereas dopamine cannot). Once it has entered the central nervous system, L-dopa is converted into dopamine by aromatic L-amino acid decarboxylase (DOPA decarboxylase/DDC).
L-DOPA is also converted into dopamine within the peripheral nervous system, but this is usually blocked by employing peripherally active dopa decarboxylase inhibitors to avoid unwanted effects.

Lewy bodies: A pathologic hallmark of Parkinson's disease and dementia with Lewy bodies. First described by Frederic Lewy in 1912, Lewy bodies are seen microscopically as inclusions in neurons in several brain regions, including the substantia nigra and locus coeruleus. One protein seen is alpha-synuclein in an aggregated form. Aggregates of this protein in axons are called Lewy neurites.

Lysosome: Cell organelle containing different enzymes that can break down molecules like proteins, nucleic acids, carbohydrates, and lipids.

Magnetic resonance imaging (MRI): A noninvasive medical imaging technique to visualize detailed internal structure and limited function of the body. MRI provides a much greater contrast between the different soft tissues of the body than computed tomography (CT), making it especially useful in neurological (brain) imaging.

MAO (monoamine oxidase): A family of enzymes with two subtypes: MAO-A and MAO-B. These catalyze the oxidation of amine molecules (replacing the amine group with an oxygen molecule.)

- MAO-A inhibitors: Drugs that inhibit the MAO-A enzyme, which is responsible for the metabolism of dietary tyramine. MAO-A inhibitors can cause tyramine-induced hypertension, the so-called "cheese effect" because tyramine can be found in high concentrations in some soft cultured cheeses.
- MAO-B inhibitors: These drugs (e.g. selegiline, rasagiline, safinamide) inhibit the breakdown of dopamine via MAO-B enzyme and do not cause the "cheese effect" of hypertension.

MPTP (N-methyl-4-phenyl-1,2,3,6-tetrahydropyridine): A neurotoxin precursor of MPP+ that is taken up in dopamine nerve terminals. MPP+ damages the dopamine cells. MPTP is catalyzed to MPP+ by MAO-B. MPTP has been widely used to create an animal model of Parkinsonism by depleting substantia nigra dopamine neurons. It was discovered by accident in the early 1980s when it was accidentally manufactured in an illicit drug and led to a new form of young onset parkinsonism, with the group of affected individuals often being called the "frozen addicts".

Microbiome: The microorganisms (bacteria, viruses, fungi) and their collection of genes that populate a particular environment such as a barrier site where one's body is in touch with the external environment, including gut, lung, skin, etc. See gut microbiome.

Microglia: A type of glial cell that shares many properties with macrophages; it provides the first immune defense mechanism in the brain and central nervous system.

Micrographia: Cramped, small handwriting that approximately 50% of people with Parkinson's exhibit

Mild Cognitive Impairment (MCI): A decline in memory or intellectual functioning that is not as severe as that found in dementia.

Mitochondria: A spherical or elongated organelle in the cytoplasm of nearly all cells, containing genetic material and many enzymes important for cell metabolism, including those responsible for the conversion of food to usable energy. Mitochondrial dysfunction has been strongly implicated in Parkinson's disease.

Mitophagy: The selective degradation of mitochondria by autophagy. See Mitochondria and Autophagy.

Motor skills: The degree of control or coordination provided by brain control of the skeletal muscles.

Motor symptoms: Symptoms that involve movement, coordination, physical tasks, or mobility. These include, among others: resting tremor, bradykinesia, rigidity, postural instability, freezing, micrographia, mask-like expression, unwanted accelerations, stooped posture, dystonia, impaired motor dexterity and coordination, speech problems, difficulty swallowing, muscle cramping, and drooling of saliva. See non-motor symptoms.

Movement Disorder Specialist (MDS): A neurologist who has a special interest in and extra training and experience with movement disorders such as Parkinson's disease.

MRI-focused ultrasound therapy: A therapy that allows one to lesion-selective areas of the brain by focusing ultrasound on specific sites using MRI guidance. It is used in some patients instead of DBS.

Multidisciplinary care: Care given by multiple healthcare professionals each approaching the patient from their professional perspective, often involves separate, individual consultations.

Multiple System Atrophy (MSA): A less common degenerative

PARKINSON'S DISEASE GLOSSARY

neurological disorder that causes symptoms similar to Parkinson's disease but with more widespread damage to the central nervous system. Other systems involved besides the basal ganglia include the cerebellum and autonomic systems. MSA is sometimes called a Parkinson-plus syndrome or Atypical Parkinson's. It typically does not respond well to the drugs used to treat Parkinson's.

Neuroinflammation: Inflammatory state of the brain or spinal cord. It could be initiated in response to several stimuli including aging, infection, traumatic brain injury, toxic metabolites, autoimmunity, or protein aggregates (for example a-synuclein-rich Lewy Bodies in Parkinson's disease). Microglia are the immune cells activated in response to these cues, but other immune cells can also participate in neuroinflammation.

Neurology: A branch of medicine dealing with the diagnosis and treatment of disorders of the nervous system.

Neuromelanin: The dark pigment made from oxidized metabolites of monoamine neurotransmitters including dopamine and norepinephrine, found in neurons enriched with these amines, namely the substantia nigra and locus coeruleus, respectively. Neuromelanin gives the substantia nigra (Latin for "black substance") its black appearance.

Neuromodulator: A chemical substance other than a neurotransmitter, released by a neuron at a synapse that either enhances or dampens their activities.

Neurological conditions: Disorders caused by damage or malfunctioning of the brain or nervous system.

Neurologist: A doctor who specializes in the diagnosis, care, and treatment of disorders of the brain or nervous system.

Neuroplasticity: The ability of the brain to change and form new connections even with aging.
It involves neurons regenerating anatomically or functionally after partial injury or changing (such as by making more numerous or more effective connections) in response to training and experience.

Neuron: A nerve cell that is the fundamental unit of the brain and nervous system. Neurons transmit information through electrochemical signals.

Neurophysiology: The study of the electrical activities of the nervous system. Perhaps the best-known example is recording from the brain using an EEG in epilepsy.

Neuroprotection: Mechanisms within the nervous system that would protect neurons from dying due to a degenerative disease or from other types of injury.

Neuroprotective: Serving to protect neurons from injury or degeneration or an effect that may result in salvage, recovery, or regeneration of the nervous system, its cells, structure, and function.

Neuropsychology: The study of how the structure and function of the brain influence behavior and cognition.

Neurosurgeon: A doctor who specializes in using surgery to treat disorders of the brain or nervous system.

Neuroscience: The scientific study of the nervous system that deals with the anatomy, biochemistry, molecular biology, and physiology of neurons and neural circuits.

Neurotransmitter: A chemical messenger in the nervous system that permits communication between two neuronal cells, often but not always across a synapse. The neurotransmitter is usually released from the nerve terminals on the axons. Examples of neurotransmitters include dopamine, acetylcholine, adrenaline, noradrenaline, serotonin, glutamate, and GABA.

Neurotrophic factors: A family of biomolecules that support the growth, survival, and differentiation of both developing and mature neurons.

Nicotine: A stimulant that acts as an agonist at nicotinic receptors, which are one kind of receptor for acetylcholine. Nicotine is present in cigarette smoke and has been shown to decrease the chances of developing Parkinson's disease.

Non-motor symptoms: Symptoms that do not involve movement, coordination, physical tasks, or mobility, including an impaired sense of smell, constipation, sleep disturbances, mood disorders, orthostatic hypotension, bladder problems, sexual problems, excessive saliva, weight loss or gain, vision and dental problems, fatigue, depression, fear and anxiety, skin problems, and cognitive issues. See motor symptoms.

Objective measurements: The repetition of a unit amount that maintains its size, within an allowable range of error, no matter which instrument, intended to measure the variable of interest, is used and no matter who or what relevant person or thing is measured.

Occupational therapist: Occupational therapists are concerned with assessing a person's home or work situation and then devising ways to make them more manageable and less hazardous.
They can also advise on aids and equipment and leisure activities.

Olfactory dysfunction: An impaired ability to detect odors, and impaired sense of smell.
Thought to be an early sign of Parkinson's disease but can occur in many situations not related to Parkinson's.

Oligodendrocyte: A type of glial cell with the major role of producing myelin, a protein that coats neuronal axons, enabling

PARKINSON'S DISEASE GLOSSARY

fast transfer of neuronal signaling (via action potentials).

On and Off: The clinical states of PD while being treated with levodopa, which commonly causes clinical fluctuations after a few years of treatment. The "on" state is when the PD symptoms and signs are reduced by levodopa. The "off" state is when a patient has not taken levodopa or when its benefit has been reduced or lost. The most common type of "off" is wearing-off, due to the levodopa's benefit not lasting more than a few hours after a dose. Sudden and unpredictable "off" states can also occur but are less common. "Off" states usually will respond to another dose of levodopa. Clinical fluctuations are considered a complication of levodopa therapy.

Organoid: A miniature, simplified version of an organ that shows realistic micro-anatomy and enables the study of the complex multicellular interactions of an organ, in the dish. They are derived from tissue, embryonic stem cells, or induced pluripotent stem cells and are now being used to model brain and other neural structures- e.g., the midbrain dopaminergic nerve cells found in the substantia nigra.

Orthostatic hypotension: A drop in blood pressure when a person is standing. It can be a complication of medications but can sometimes be due to Parkinson's itself.

Oxidative stress: See Reactive Oxidative Species.

Paradoxical kinesia: The ability to move as a response to an unexpected stimulus, occurring in a person who previously could not move so easily. Paradoxical kinesia can occur in Parkinson's disease e.g. suddenly being able to run when there is a fire.

Parkin: A protein that is generated by the Parkin gene. With homozygous (both alleles affected) Parkin mutations (PARK2 gene), Parkinson's disease develops. It is the most common cause of juvenile-onset PD and is very slowly progressing.

Parkinson-plus syndromes: A group of neurodegenerative diseases featuring the classical features of Parkinsonism (rigidity, akinesia/ bradykinesia, postural instability, and less commonly tremor) with additional features that distinguish them from typical Parkinson's disease. Parkinson-plus syndromes include multiple system atrophy (MSA), progressive supranuclear palsy (PSP), and corticobasal degeneration (CBD). They do not generally respond to dopamine medications.

Parkinsonism: A group of neurological diseases whose features include slowness and paucity of spontaneous movement (bradykinesia), rest tremor, rigidity of the muscles, loss of postural reflexes, flexed posture, and freezing of gait.

Parkinsonian gait: With bradykinesia, gait is slow, short-paced, and with a tendency to shuffle, associated with decreased arm swing. Freezing of gait can also occur in Parkinsonism.

Pathogenesis: The underlying biologic mechanism responsible for a disease.

Peripheral blood mononuclear cell (PBMC): Any blood cell having a single, round nucleus, i.e., white blood cells (lymphocyte, monocyte, macrophage, natural killer cell, dendritic cell) which are a critical component in the immune system to fight infection and adapt to intruders. Many studies in PD investigating peripheral inflammation look at patient PBMCs.

Peripheral Nervous System: The nervous system outside the brain and spinal cord.

Phenotype: The observable characteristics of an organism or person, such as appearance, development, and behavior. Determined by the interaction between the genotype and the environment. In Parkinson's, it means what the patient looks like to the observer.

Phosphorylation: A process that modifies proteins by adding one or more phosphates. For proteins that function as enzymes, this results in activating or deactivating their function.

Pill-rolling tremor: A characteristic tremor in Parkinson's patients where the thumb and forefinger involuntary move in a way that resembles rolling a small object such as a pill.

PINK-1: An abbreviation for the name of a gene that encodes a particular serine/threonine kinase found in mitochondria that stops stress-related cell destruction. With homozygous (both alleles affected) PINK-1 mutations, juvenile or early-onset Parkinson's disease can develop. Lack of PINK-1 causes an overload of calcium in mitochondria and indirectly cell death. The substantia nigra is particularly sensitive to PINK-1 mutations.

Physiotherapist: Physiotherapists use physical means such as exercise and manipulation to help prevent or reduce stiffness in joints and restore muscle strength. They can also advise on aids and equipment to help with movement problems.

Placebo: A simulated or inert form of treatment without known proven benefit on a symptom or a disease. A pill serving as a placebo is colloquially called a "sugar pill". Placebos are employed in controlled clinical trials along with the active drug being tested; patients and health professionals involved in the trial do not know who receives the placebo or the drug. The difference in responses between the two drugs is considered the true effect of the active drug. Surgical trials can also utilize a placebo arm in which sham or simulated surgery is performed in the control group. Sometimes placebos provide benefits; it is called a placebo effect.

Positron emission tomography (PET): A medical imaging technique in which radioactive isotopes that emit gamma rays are used. The radioactive substance is incorporated into a chemically active compound (a radiotracer, which could be a substrate for

PARKINSON'S DISEASE GLOSSARY

an enzyme or a ligand that binds to neurotransmitter receptors) utilized by an organ in the body. The emitted gamma rays are detected by a special camera/scanner. These radioactive strikes on the camera are analyzed by a computer to produce an image to localize where that ligand is located in the organ being studied. Fluorodeoxyglucose (FDG) measures the regional metabolism of glucose (sugar); fluorodopa (F-DOPA) is taken up in dopamine nerve terminals. The amount of uptake serves as a measure of the integrity of these nerve terminals. Other radiotracers may bind to neurotransmitter receptors (including those for dopamine) or to inflammatory cells, etc.

Postural instability: Difficulty with balance leading to a tendency to fall over.

PPMI - Parkinson's Progression Markers Initiative: A study launched in 2010 by the Michael J Fox Foundation to find biomarkers for PD; it is a landmark observational clinical study to comprehensively evaluate people with Parkinson's disease and those at greater risk of developing the disease, as well as healthy controls.

Prodromal: Refers to the period before the classic manifestation of a disease leading to diagnosis.

Progressive Supranuclear Palsy (PSP): A rare degenerative brain disorder that causes serious and progressive problems with control of gait and balance, along with complex eye movement and thinking problems. A classic manifestation of the disease is the inability to move the eyes properly. PSP is one of the Parkinson-plus syndromes, though it is associated with accumulation of Tau protein (tauopathy), rather than a-synuclein.

Proteostasis: A combination of the words protein and homeostasis. It is the concept that there are biological pathways within cells that control the creation, folding, tracking, and degradation of proteins present within and outside the cell.

Proteosomes: Protein complexes that degrade unneeded or damaged proteins.

Protein: 1. A class of food necessary for the growth and repair of the body tissues—sources of proteins include fish, meat, eggs, and milk. 2. Large biomolecules or macromolecules consisting of long chains of amino acid residues. Within organisms, proteins catalyze metabolic reactions (enzymes), replicate DNA, and transport molecules.

PwP: Person with Parkinson's or People with Parkinson's.

Reactive oxygen species (ROS): Chemically reactive molecules containing oxygen that may trigger cell death. These are also called oxyradicals. These molecules are a cause of oxidative stress that may play a role in the pathogenesis of cell death of dopamine neurons. Oxyradicals are formed during regular cellular and mitochondrial metabolism. Defense mechanisms include naturally occurring reducing agents to neutralize the oxyradicals.

Receptor: A protein structure typically embedded in the cell membrane with which neurotransmitters, other proteins (ligands), and drugs interact.

REM (rapid eye movement) sleep behavior disorder (RBD): A sleep disorder that involves movement and abnormal behavior during the sleep phase with rapid eye movements - the stage of sleep in which dreaming occurs. In normal sleep, muscles are paralyzed during dreaming, except for eye movements. In RBD, muscles are not paralyzed so that the dreamer acts out his or her dreams. RBD is common in people with an alpha synucleinopathy such as Parkinson's disease or Multiple System Atrophy.

Restless leg syndrome (RLS): A neurological disorder characterized by unpleasant sensations in the legs, like the feeling of ants crawling underneath the skin. These sensations usually occur in the late evening and during sleep. Walking around relieves the sensation, hence the term "restless legs." RLS interferes with sleep and is common in people with PD. Medications, such as dopamine agonists, levodopa, and opioids, can be effective treatments.

Rigidity: A special type of muscle stiffness, which is one of the main symptoms of Parkinson's disease. The muscles tend to pull against each other instead of working smoothly together.

Schwab and England Activities of Daily Living (ADL) Scale: An estimation of the abilities of a person's degree of independence. The person (or a family member) can self-assess this as:

- 100% - Completely independent. Able to do all chores without slowness, difficulty, or impairment.
- 90% - Completely independent. Able to do all chores with some slowness, difficulty, or impairment. May take twice as long to complete.
- 80% - Independent in most chores. Takes twice as long. Conscious of difficulty and slowing.
- 70% - Not completely independent. More difficulty with chores. 3 to 4 times longer to complete chores for some. May take a large part of the day for chores.
- 60% - Some dependency. Can do most chores, but very slowly and with much effort. Errors, some impossible.
- 50% - More dependent. Help with 1/2 of chores. Difficulty with everything.
- 40% - Very dependent. Can assist with all chores but few alone.
- 30% - With effort, now and then does a few chores alone or begins alone. Much help is needed.
- 20% - Nothing alone. Can do some slight help with some chores. Severe invalid state
- 10% - Totally dependent, helpless.
- 0% - Vegetative functions such as swallowing, and bladder/bowel function are not functioning. Bedridden.

PARKINSON'S DISEASE GLOSSARY

Seeding assay: This is a relatively new technology that enables small amounts of a protein that is prone to aggregate to be amplified so that it can be better detected. This is now being looked at in Parkinson's around alpha-synuclein.

Senescence: A process in cells that stops them from dividing. It gets activated when certain types of damage occur, sometimes referred to as biological aging. The senescence-associated secretory phenotype (SASP) is a growing area of research in neurodegenerative disease research.

Serotonin: A neurotransmitter that regulates mood, appetite, and sleep. It also has some cognitive functions, including memory and learning. The serotonin-containing neurons are in the brain stem. Serotonin is reduced in PD.

Shaking palsy: Prior term for Parkinson's disease, originally used by James Parkinson when he described this condition in 1817.

Side effects: A reaction to drugs, which is additional to the intended therapeutic actions. These unwanted extra effects are called side effects. Side effects vary in their severity from person to person, and often disappear when the body becomes used to a particular drug.

Sign (clinical sign)/Symptom: A finding on neurological examination- e.g. stiff muscles- to be distinguished from a symptom which is what the patient reports (unable to do fine movements with my hands).

Single photon emission computed tomography (SPECT): A nuclear medicine tomographic imaging technique using gamma rays and able to provide 3D information, for instance on brain chemistry.

Sleep apnea: A sleep disorder characterized by abnormal pauses in breathing or instances of abnormally low breathing during sleep. Associated with PD and increased motor symptoms in PD.
It can be obstructive (something is reducing air intake) or central (something is not right with the respiratory in the brain). It is diagnosed typically in sleep clinics.

Sodium channel: Voltage-gated channels in nerve cell membranes that allow the generation of action potentials. Sodium ions are important in generating the electrical impulses that travel down the dendrites and axons. After sodium enters the cell during this process, it needs to be pumped back out, via the so-called sodium-pump, a process that requires the utilization of cellular energy.

Stem cells: Cells found in all multicellular organisms, that can divide (through mitosis) and differentiate into diverse specialized cell types and can self-renew to produce more stem cells.
They are a potential line of treatment in Parkinson's, either by directly replacing the old nigrostriatal neuronal cells or by creating growth factor-releasing cells. Stem cells are also a valuable model for research of many diseases, as stem cells can be generated from patient somatic cells that retain their genetic identity- thus you can grow nerve cells from patients with Parkinson's typically via an IPSC intermediate.

Striatum: A large cluster of nerve cells that are part of the basal ganglia. The striatum consists of two parts: the caudate nucleus and the putamen. It controls movement, balance, and some elements of thinking; the striatum receives nerve inputs from many parts of the brain including dopamine neurons from the substantia nigra and glutamate neurons from the cerebral cortex. Acetylcholine and GABA neurons are located within the striatum. GABA neurons also send signals outside the striatum. The striatum contains the largest concentration of dopamine and acetylcholine in the brain.

Substantia nigra: (Latin for black substance). A brain structure located in the midbrain that plays an important role in movement. Parts of the substantia nigra appear darker than neighboring areas due to high levels of neuromelanin in dopaminergic neurons. The substantia nigra is the site of the brain's major collection of dopamine neurons, which project their axons to the striatum, the so-called nigrostriatal pathway. These neurons slowly die in PD. The substantia nigra is part of the basal ganglia; the other parts of the basal ganglia include the striatum (caudate nucleus, putamen), globus pallidus, and subthalamic nucleus. The substantia nigra is made up of two parts: the pars compacta and the pars reticulata.

- Pars compacta: The part of the substantia nigra primarily involved in Parkinson's. It contains dopamine neurons, and it is black due to the high concentration of neuromelanin within these neurons. (Parkinson's disease is characterized by the death of dopaminergic neurons in the substantia nigra pars compacta.)
- Pars reticulata: Part of the substantia nigra that serves both as the location of dendrites from the Pars compacta, receiving nerve signals to the substantia nigra, and also as an output, conveying signals to numerous other brain structures. These output neurons are mainly GABAergic neurons.

Subthalamic nucleus (STN): A small lens-shaped nucleus involved in movement control. As suggested by its name, the subthalamic nucleus is located below the thalamus. It is part of the basal ganglia. It receives input from the cerebral cortex and the globus pallidus interna. It sends its output mainly to the globus pallidus externa and substantia nigra pars reticulata. It is a component of the "indirect pathway" within the basal ganglia. It is "overactive" in PD due to the loss of inhibitory incoming fibers. It is a common target in deep brain stimulation for PD.

Shuffling gait: Refers to short, slow steps, with feet close to the ground or dragging along the ground. This gait is often seen in people with advanced Parkinson's disease.

SWEDD- Scans Without Evidence of Dopamine Deficit: When individuals with early-stage Parkinson's disease have normal

PARKINSON'S DISEASE GLOSSARY

dopaminergic functional imaging scans (see DAtScan).

Synapse: The connecting structure between two neurons (axon to dendrite) or between a neuron and a muscle. Axons release neurotransmitters at the nerve terminal. The neurotransmitter crosses the synapse to activate or inhibit another nerve cell by acting on a receptor on the dendrite.

Synaptic plasticity: The ability of synaptic activity to modify and adapt to changes.

Syndrome: A group of symptoms that tend to occur together and which reflect the presence of specific disorders or diseases. Parkinson syndrome, also called Parkinsonism, comprises a group of disorders with symptoms and signs in common, such as bradykinesia, rigidity, tremor, loss of postural reflexes, flexed posture, and freezing of gait. A person with Parkinsonism does not need to have all of these but must have bradykinesia according to one diagnostic criterion. Disorders that fall within Parkinson syndrome include Parkinson's disease, atypical Parkinsonism, Parkinson Plus Syndromes (e.g., PSP, MSA), drug-induced Parkinsonism, and normal pressure hydrocephalus.

Synucleinopathy: A class of neurodegenerative disease resulting from pathological accumulation of alpha-synuclein in neurons (Parkinson's, Lewy Body Dementia) or a kind of glia cells called oligodendrocytes (Multiple System Atrophy).

Tau proteins: Proteins that stabilize microtubules, which are structural entities in axons. They are abundant in neurons in the central nervous system and are less common elsewhere. When tau proteins are defective and no longer stabilize microtubules properly, they can result in dementia (including Alzheimer's disease). This protein may also play a role in Parkinson's.

Tauopathies: A class of neurodegenerative diseases resulting from the pathological aggregation of tau protein in so-called neurofibrillary tangles (NFT) in the human brain. Besides Alzheimer's, this is commonly seen in progressive supranuclear palsy (PSP) and corticobasal degeneration (CBD).

Thalamotomy: A now uncommon surgical procedure used to treat Parkinson's tremor in which a small portion of the brain area called the thalamus is destroyed.

Thalamus: A midline paired symmetrical structure situated between the cerebral cortex and brain stem, both in terms of location and neurological connections. It is composed of many regions with distinct functions. For example, some thalamic regions relay sensory signals to the cerebral cortex, others relay signals from the basal ganglia to the cerebral cortex, and others relay motor signals from the cortex to the spinal cord and brain stem.

Toxicity: The degree to which a chemical substance or a particular mixture of substances can damage an organism.

T.R.A.P.: Acronym for four primary Parkinson's disease symptoms:

- Tremor: Shaking of limbs (usually hands) while they are at rest.
- Rigidity: Muscle stiffness and resistance to movement.
- Akinesia/bradykinesia: Difficulty initiating voluntary body movements/Slowed ability to start and continue movements.
- Postural instability: Loss of postural stability can cause falls and produce a feeling of unsteadiness.

Transcranial Magnetic Stimulation: A method in which a changing magnetic field is used to cause an electric current to flow to a small region of the brain and thus briefly modulate its function.

Transcription factors: Proteins in eukaryotes (cells which contain complex membrane-bound structures within the cell) that regulate the transcription (i.e. the expression) of genes.

Translation: A step in protein biosynthesis wherein the genetic code transferred from DNA to messenger RNA (mRNA) is decoded to allow the formation of a protein molecule. The process is preceded by the transcription of the DNA into the mRNA.

Tyrosine: An amino acid used by cells to synthesize proteins. It is also the precursor of dopamine.

Ubiquitin: A small regulatory protein that is composed of 76 amino acids. It is involved in the degradation of damaged proteins. In Parkinson's disease, it is believed that accumulation of damaged proteins "choke" the cell, leading to the eventual death of the cell.

Unified Parkinson's Disease Rating Scale (UPDRS): A rating scale used to measure the severity of Parkinson's disease. The UPDRS can follow a person's worsening over time and measure improvement with various treatments. The UPDRS is made up of the following sections:

- Part I: Evaluation of mentation, behavior, motivation, and mood
- Part II: Self-evaluation of the activities of daily life (ADLs) including speech, swallowing, handwriting, dressing, hygiene, falling, salivating, turning in bed, walking, cutting food
- Part III: Clinician-scored motor evaluation
- Part IV: Measures some of the adverse effects (such as motor complications of "off" states and dyskinesias) of levodopa therapy in Parkinson's disease.

  The UPDRS has been modified by the Movement Disorder Society to include more non-motor features of PD. This new version is called MDS-UPDRS.

Vagus nerve: The vagal nerves carry signals between your brain, heart, and digestive system. They are a key part of your parasympathetic nervous system. Vagus nerve damage can lead to gastroparesis, food not moving into your intestines. Some people with vasovagal syncope faint from low blood pressure. Vagus nerve stimulation (VNS) can treat epilepsy and depression.

PARKINSON'S DISEASE GLOSSARY

Ventral Tegmental Area (VTA): A group of neurons located in the midbrain next to the substantia nigra and involved in cognition and motivation, including reward and addiction.

Vesicle: An organelle in a cell that separates some molecules from the rest of the cell. In nerve terminals, the vesicles are called synaptic vesicles. They store neurotransmitters, which are released into the synapse when the nerve fires.

Wearable devices: Devices worn on the body, incorporating computers, electronics, software, and/or sensors, often used to measure some aspect of function or physical manifestation, for example: activity trackers, accelerometers, gyroscopes, etc.

Wearing Off: The loss of the effectiveness of Parkinson's medication between doses resulti ng in the return of symptoms.

TUESDAY, MAY 26TH, 7:45 AM, ROOM #224

Booth #520

A NON-PHARMACOLOGIC APPROACH

Light for PD: Phase 3 Clinical Study Results

A review of Celeste® Photo Neuromodulation data — an FDA Breakthrough Device being studied for persistent symptoms in Parkinson's disease


Robert Hauser, MD, MBA, FAAN


Karl Kieburtz, MD, MPH


Ray Dorsey, MD, MBA



PhotoPharmics®

Caution: Celeste® is an investigational medical device. Limited by federal (or U.S.) law to investigational use. It has not been authorized for marketing in any jurisdiction and is not available for commercial distribution or sale.

PN A5022-00-B

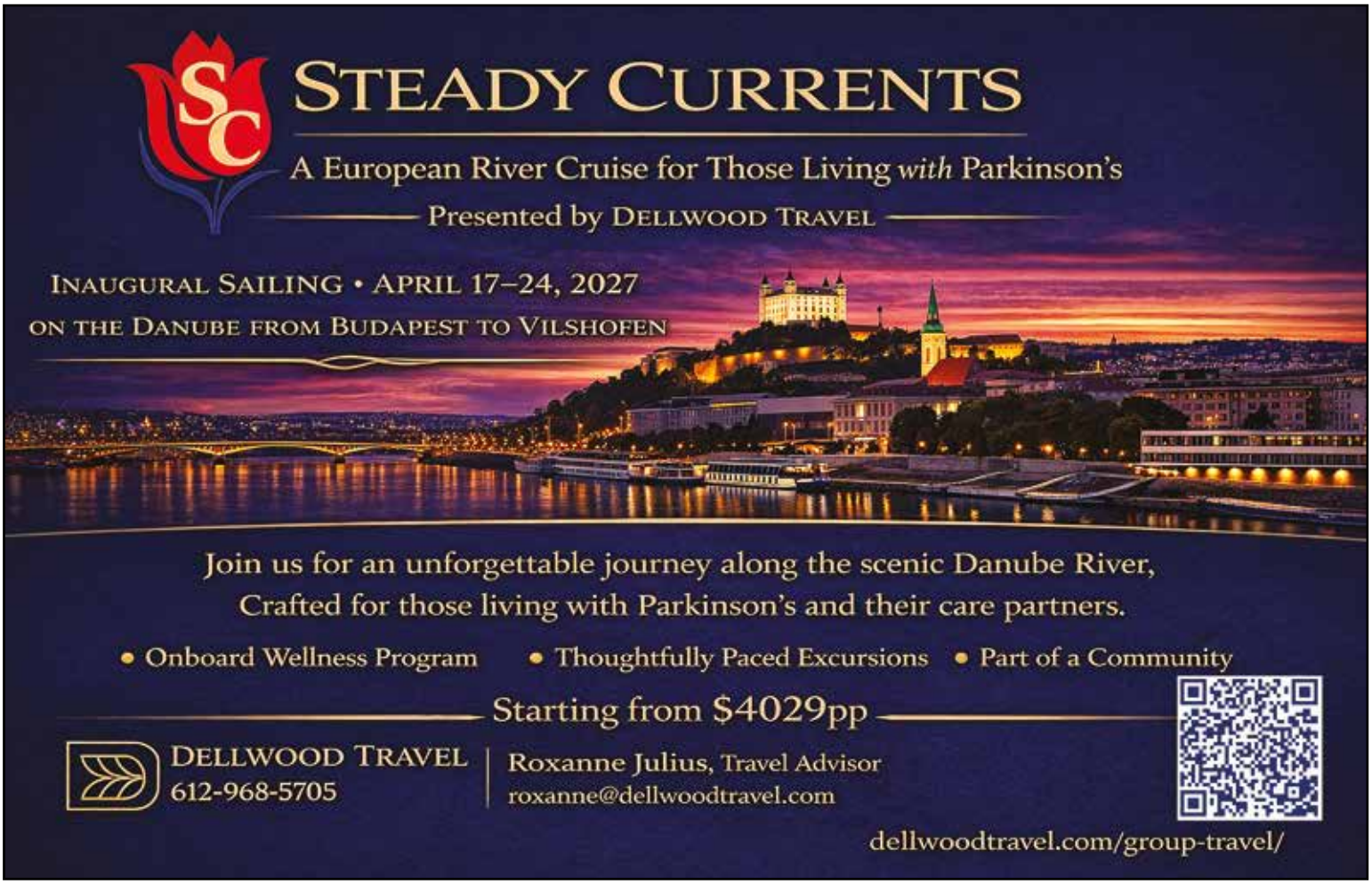

We have everything you need to live better with Parkinson's.

Parkinson's Foundation

Come meet Parkinson's Foundation staff at **booth 301** to learn about resources for people with Parkinson's, family members and healthcare professionals.

Find helpful information when it's convenient for you.

Email Helpline@Parkinson.org
In English and Español

Call 1-800-4PD-INFO (1-800-473-4636)
In English and Español

Visit Parkinson.org
www.Parkinson.org/Espanol

Better Lives. Together.

PHOENIX CONVENTION CENTER

The **7th World Parkinson Congress** will be held at the Phoenix Convention Center on levels 100–300 located at 100 N. 3rd St., Phoenix, Arizona, U.S. To find out more about the Congress location, please visit phoenixconventioncenter.com.

NORTH BUILDING

100–LEVEL

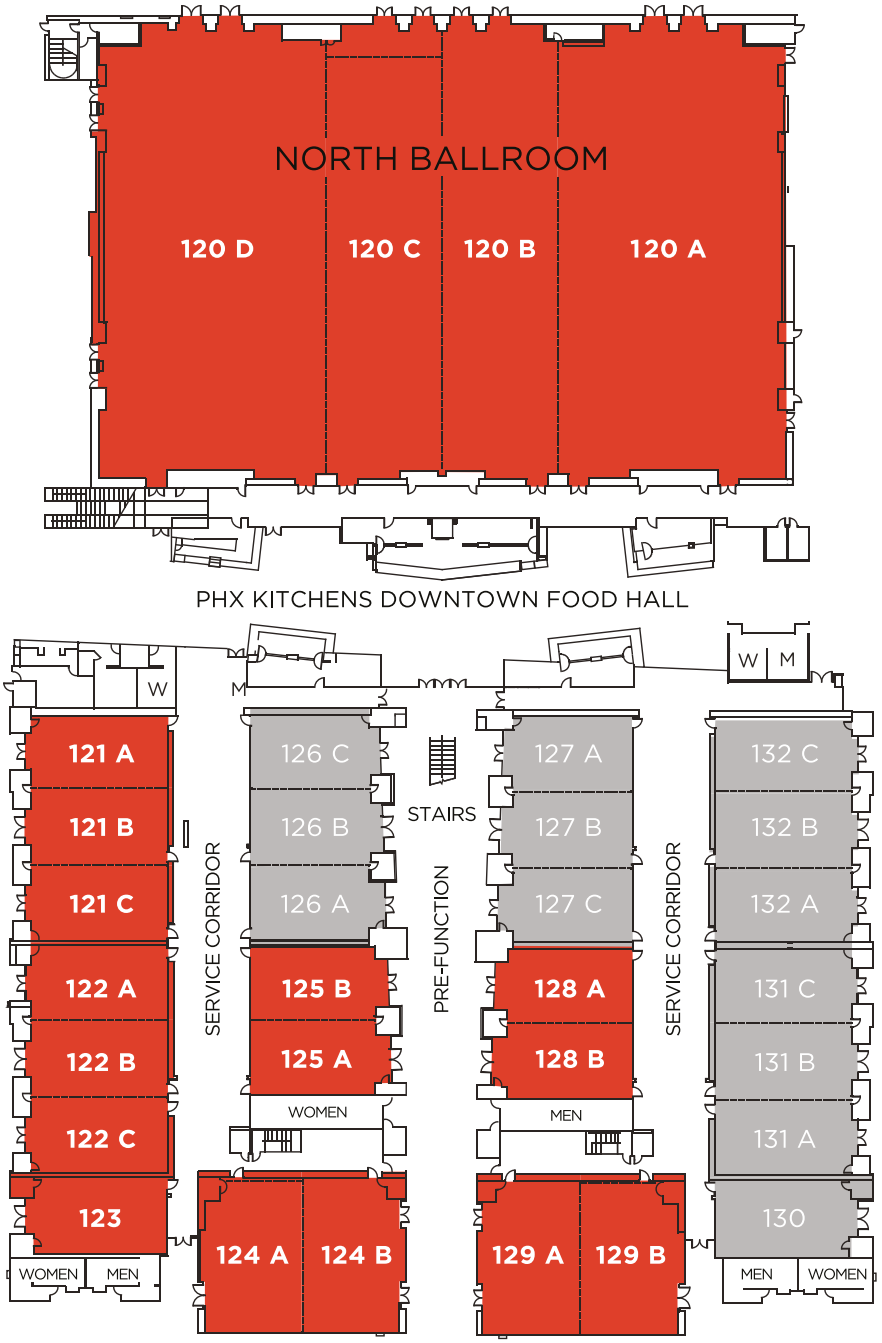

NORTH BUILDING
200–LEVEL



NORTH BUILDING
300–LEVEL

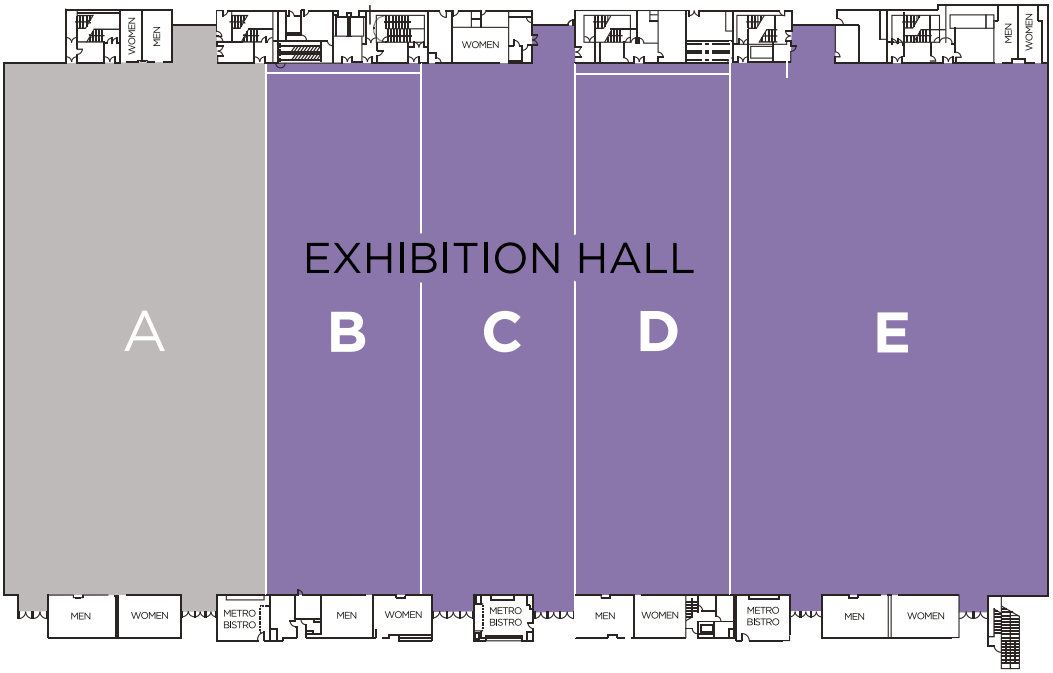

WORLD PARKINSON COALITION PARTNERS

AFRICA / MIDDLE EAST

Adewunmi Desalu Parkinson's Foundation (NIGERIA)
Africa Parkinson's Disease Foundation (KENYA)
Israel Parkinson Association (ISRAEL)
Parkinson's Africa (AFRICA)
Parkinson Patients Support Organization (ETHIOPIA)
Parkinson's si buko Uganda (UGANDA)
Parkinson's ZA (SOUTH AFRICA)
Tikvah for Parkinson's (ISRAEL)

ASIA

Hong Kong Parkinson's Disease Association (HONG KONG)
Hong Kong Parkinson's Disease Foundation (HONG KONG)
Japan Parkinson Disease Association (JAPAN)
Korean Movement Disorder Society (SOUTH KOREA)
Korean Parkinson's Disease Association (SOUTH KOREA)
Malaysian Parkinson's Disease Association (MALAYSIA)
Negeri Sembilan Parkinson's Society, Malaysia (MALAYSIA)
Nepalese Parkinson Disease Association (NEPAL)
Nutrition Support Association (JAPAN)
Parivarthan for Parkinson's Foundation (INDIA)
Parkinson Alliance of Taiwan (TAIWAN)
Parkinson's Disease and Movement Disorder Society – India (INDIA)
Parkinson's Disease Society Singapore (SINGAPORE)
Parkinson's Society Singapore (SINGAPORE)
Perak Parkinson's Association (MALAYSIA)
SAAR Foundation (INDIA)
Tenbin (JAPAN)
U60 Challenged Supporter Association (JAPAN)

OCEANIA

Australasian Neuroscience Nurses Association (AUSTRALIA)
BMRI Parkinson's Disease Research Clinic University of Sydney (AUSTRALIA)
Fight Parkinson's (AUSTRALIA)
It's Not Funny (AUSTRALIA)
Multiple Sclerosis and Parkinson's Canterbury (NEW ZEALAND)
Parkilife Australia Pty Ltd (AUSTRALIA)
Parkinson's New South Wales Inc. (AUSTRALIA)
Parkinson's New Zealand (NEW ZEALAND)
Parkinson's Queensland Inc (AUSTRALIA)
Parkinson's South Australia, Inc (AUSTRALIA)
Parkinson's Western Australia (AUSTRALIA)
People with Parkinson's Inc (NEW ZEALAND)
Shake it Up Australia Foundation (AUSTRALIA)
Southland Multiple Sclerosis Society Inc. (NEW ZEALAND)

EUROPE

Albanian Society of Neurology (ALBANIA)
Antiparkinson Association (ROMANIA)
Associació Catalana per al Parkinson (SPAIN)
Asociacion Profesionales de la Danza en la Comunidad de Madrid (SPAIN)
Association of Physiotherapists in Parkinson's Disease Europe (BELGIUM)
Associazione Italiana Giovani Parkinsoniani (ITALY)
British Association of Neuroscience Nurses (UK)
British Geriatrics Society (UK)
Bulgarian Neurological Society (BULGARIA)
Con P de Párkinson (SPAIN)
Delta Hungarian Parkinson Association (HUNGARY)
Dutch Movement Disorders Study Group (NETHERLANDS)
Early Onset Parkinson's Disease (IRELAND)
Edmond J. Safra Philanthropic Foundation (SWITZERLAND)
European Foundation for Health and Exercise (NETHERLANDS)
Federación Española de Párkinson (SPAIN)
Finnish Parkinson Association (Suomen Parkinson-liitto ry) (FINLAND)
Fondazione Fresco Parkinson Institute (ITALY)
France Parkinson (FRANCE)
French Basal Ganglia Club (FRANCE)
Fuerte Es La Vida, Parkinson No Limits (SPAIN)
International Association of Parkinsonism and Related Disorders (NETHERLANDS)
Internationale Parkinson Fonds Nederland (NETHERLANDS)
International Table Tennis Federation Foundation (GERMANY)
Malta Parkinson's (REPUBLIC OF MALTA)
Move4Parkinsons Foundation Limited (IRELAND)
Norges Parkinsonforbund (Norwegian Parkinsons Disease Association) (NORWAY)
Parkinson's Concierge Ltd (UK)
Parkinson's Disease Nurse Specialist Association (UK)
Parkinson Fonds Deutschland (GERMANY)
Parkinson Fonds (OSTERREICH)
ParkinsonNet (LUXEMBOURG)
Parkinson Switzerland (SWITZERLAND)
Parkinson Vereniging (NETHERLANDS)
Parkinson's Europe
Parkinson's Ireland (IRELAND)
Parkinson's UK (UK)
Parkinsong (AUSTRIA)
Parkinsonline (PON)
Österreich (AUSTRIA)
Radio Parkies (BELGIUM)
Spotlight YOPD (UK)
Swedish Parkinson Research Foundation (SWEDEN)
Parkinsonförbundet (Swedish Parkinson's Disease Association) (SWEDEN)
Stichting Parkinson's On the Move (NETHERLANDS)
The Cure Parkinson's Trust (UK)
Yuvedo Foundation (GERMANY)

SOUTH AMERICA

Agrupacion Amigos de Parkinson (CHILE)
Alianza Parkinson Cali Fundacion Valle Del Cauca (COLOMBIA)
Associação dos Parkinsonianos de Minas Gerais (BRAZIL)
Brazilian Movement Disorders Group, Brazilian Academy of Neurology (BRAZIL)
Fundalianza Parkinson Colombia (COLOMBIA)
Parkinson Foundation of Columbia (COLOMBIA)

NORTH AMERICA

Alliance for Aging Research (USA)
American Association of Neuroscience Nurses (USA)
American Parkinson Disease Association, Inc. (USA)
The Barbados Parkinson's Trust & Support Group (BARBADOS)
The Brian Grant Foundation (USA)
Brain Support Network (USA)
Canadian Movement Disorders Group (CANADA)
Caregiver Action Network (USA)
Community Transcultural Support Services (CANADA)
Critical Path Institute (USA)
CurePSP (USA)
Dallas Area Parkinsonism Society (USA)
Dance for PD (USA)
Davis Phinney Foundation (USA)
Entraidons-nous (CANADA)
GAPS, Georgetown Area Parkinson's Support Group (USA)
GZ Sobol's Parkinson's Network (USA)
Houston Area Parkinson Society (USA)
InMotion (USA)
Inova Parkinson's & Movement Disorders Center (USA)
Kaiser Permanente Northern California (USA)
Loud and Clear (USA)
LSVT Global (USA)
Medowlark Hills Parkinson's Program (USA)
Michigan Parkinson Foundation (USA)
Movement Disorders Foundation of Arizona (USA)
Movers & Shakers Inc. (USA)
Muhammad Ali Parkinson Center (USA)
Neuro Challenge Foundation (USA)
Neurofighters (USA)
Neuroscience Movement Disorders Program (USA)
New Mexico Parkinson's Disease Coalition (USA)
NIH National Institutes of Neurological Disorders and Stroke (USA)
Northwest Parkinson's Foundation (USA)
Oklahoma Parkinson's Alliance (USA)
Orange County Tremble Clefs (USA)
Parkinson & Movement Disorder Alliance (USA)
Parkinson's Association Alberta (CANADA)
Parkinson Association of Central Florida (USA)
Parkinson Association of the Carolinas (USA)
Parkinson Association of the Rockies (USA)
Parkinson Society British Columbia (CANADA)
Parkinson Canada (CANADA)
Parkinson Educational Program of Greater Cleveland (USA)
Parkinson Foundation Western Pennsylvania (USA)
Parkinson Place (USA)
Parkinson Québec (CANADA)
Parkinson Research Consortium (CANADA)
Parkinson Society Nova Scotia (CANADA)
Parkinson Study Group (USA)
Parkinson Wellness Recovery (USA)
Parkinson's Association of San Diego (USA)
Parkinson's Association of West Michigan (USA)
Parkinson's Awareness Association of Central Indiana (USA)
Parkinson's Connection of Central New Mexico (USA)
Parkinson's Disease and Voice Clinic (PUERTO RICO)
Parkinson's Disease Nutrition (USA)
Parkinson's Foundation (USA)
Parkinson's Resource Organization (USA)
Parkinson's Resources of Oregon (USA)
Parkinson Voice Project (USA)
Parkinsonlife Corporation (USA)
PD Avengers (USA)
PD Care Connection (USA)
PD Consortium (USA)
PDEVV Hub Inc (USA)
Ping Pong Parkinson (USA)
PJ Parkinson's Support Group (USA)
Power for Parkinson's (USA)
Power Over Parkinson's (USA)
Power Over Parkinson's – Monterey Bay (USA)
Project Spark Foundation (USA)
Rock Steady Boxing Inc. (USA)
Summit for Stem Cell (USA)
Struthers Parkinson's Center (USA)
The International Parkinson and Movement Disorder Society (USA)
The Michael J. Fox Foundation (USA)
The Parkinson Council (USA)
The Parkinson's Project Foundation (USA)
Tremble Clefs Arizona (USA)
Twitchy Woman (USA)
U Turn Parkinsons (CANADA)
VA Parkinson's Disease Research, Education and Clinical Centers and National VA (USA)
Well Spouse Association (USA)
Wilkins Parkinson's Foundation (USA)
Wisconsin Parkinson Association (USA)
World Parkinson's Education Program (CANADA)
Yes, And...eXercise! (USA)
Young Onset Parkinson's Network (USA)

CHAMPION PARTNERS

WPC is grateful to its champion partners in the nonprofit space that help the WPC find innovative and impactful ways to bring the Parkinson's community together.

PREMIER

Parkinson's Foundation

DOUBLE PLATINUM

THE MICHAEL J. FOX FOUNDATION FOR PARKINSON'S RESEARCH

apda AMERICAN PARKINSON DISEASE ASSOCIATION
Strength in optimism. Hope in progress.

PLATINUM

Fight Parkinson's™ Together we can

SHAKE IT UP AUSTRALIA FOUNDATION

SILVER

Parkinson's UK For every Parkinson's journey

Parkinson Canada

FRIENDS

Houston Area Parkinson Society

PARKINSON ASSOCIATION OF THE ROCKIES

SUPPORTERS

WPC is grateful to the supporters who help make the World Parkinson Congress possible.

PREMIER

abbvie

PLATINUM

ACADIA®

Amneal

Supernus® Pharmaceuticals

GOLD

MERZ THERAPEUTICS

SILVER

asap Aligning Science Across Parkinson's

BlueRock THERAPEUTICS

PhotoPharmics

BRONZE

Barrow Neurological Institute

CND Life Sciences Diagnostic Insights for Life

Medtronic Further.Together

Roche

EDMOND J. SAFRA PHILANTHROPIC FOUNDATION

Boston Scientific Advancing science for life™

International Parkinson and Movement Disorder Society

FRIENDS

AMDAPP

Parkinson Voice Project

PD Avengers

Aspen Neuroscience

LifeSpark

rune labs

SUNRISE SENIOR LIVING

PMDAlliance

CURE PARKINSON'S

WAYMO

The UCS Lounge

Support also received from NIH/NINDS

Supernus® Pharmaceuticals

LET'S KEEP ON GOING

Join us at booth 501 to discover insights and resources focused on navigating OFF time, dyskinesia, and life with Parkinson's



Actor portrayals.

© 2026 Supernus Pharmaceuticals, Inc. All rights reserved. PAR.2026-0012.



7th World PARKINSON Congress
Phoenix, Arizona

BRINGING THE WHOLE PARKINSON'S COMMUNITY TOGETHER SINCE 2006!

CONTACT INFORMATION

WPC Congress Secretariat – JPdL
1555 Peel Street, Suite 500, Montréal QC H3A 3L8, Canada
Tel: +1 514-287-9898 ext: 335
WPC_Secretariat@jpdl.com

WPC 2026 CONFERENCE WEBSITE
www.wpc2026.org

WORLD PARKINSON COALITION WEBSITE
www.worldpdcoalition.org

Advancing Science • Promoting Community • Inspiring Hope