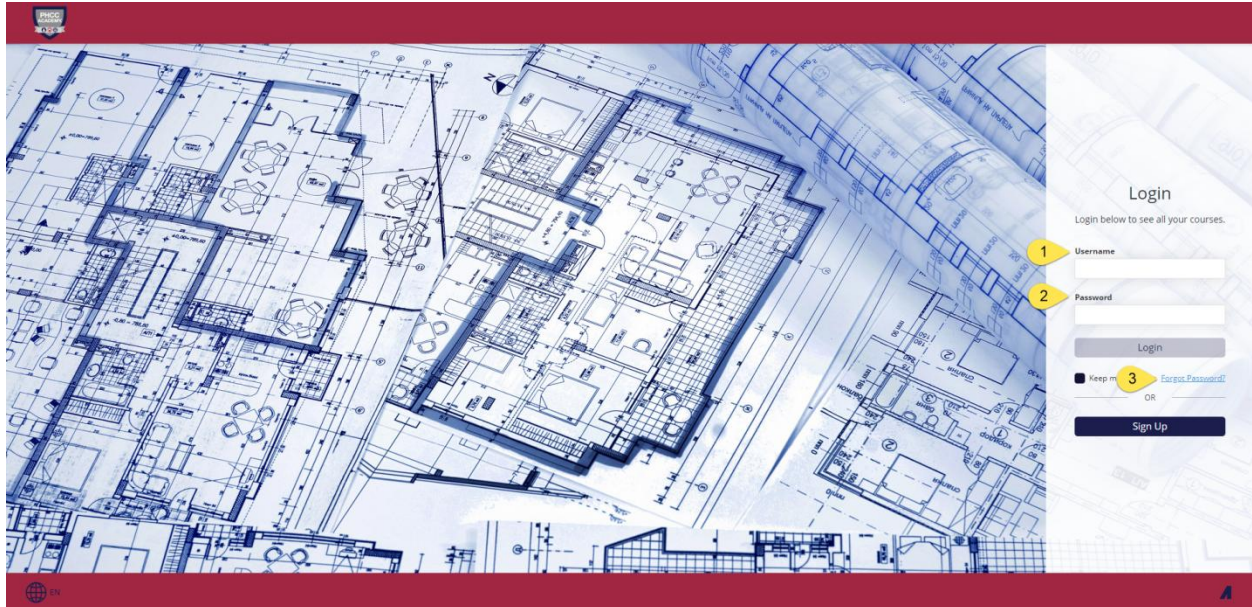




Logging In

To login to the portal, please start by navigating to: <https://phccacademy.myabsorb.com/#/login>

You will be brought to a Login screen:



Here, you will Login with your Username [1] and Password [2].

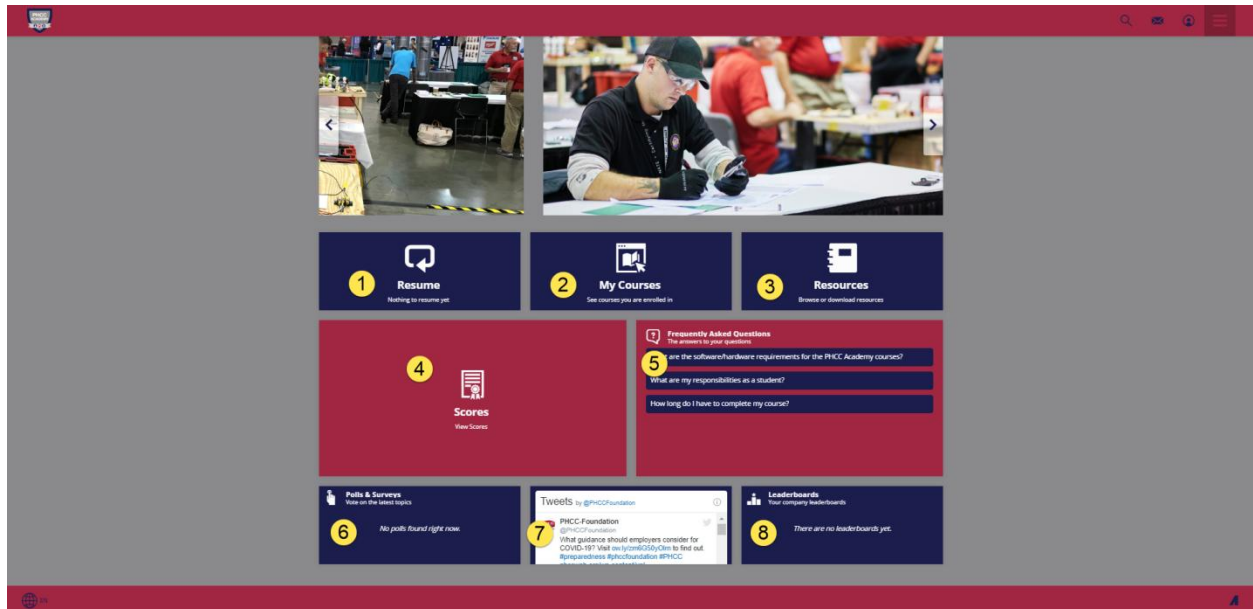
**Your Username will be the same as your email address.*

If you forget your password, use the Forgot Password [3] link to reset it.

Dashboard

Upon logging in, you will be brought to the *Dashboard*.

Think of the Dashboard like the portal's Homepage:



Resume [1]: This will bring you to the “My Courses” page where you can see all of your In-Progress courses and jump in right where you left off.

My Courses [2]: This will bring you to the “My Courses” page where you can see all of your courses.

Resources [3]: This will bring you to the Resources page, where you can see any resources that have been provided.

Scores [4]: This will bring you to your Transcript, where you can see all of your course grades and certificates.

Frequently Asked Questions [5]: This will bring you to the FAQ page.

Polls & Surveys [6]: This will bring you to the Polls & Surveys page where you can participate in the different polls and surveys that are available.

Tweets [7]: This is where you can see PHCC’s Twitter thread.

Leaderboards [8]: This is where you can see where you rank for learning in the portal.

Header Icons

In the top right corner, you will notice 4 icons:



The *Magnifying Glass* Icon is used to Search the portal.

The *Envelope* is used to view your Messages

The *Person* is used for you to view your Profile

The *Three Lines* are used for the full Drop-Down Menu:



You are logged in as:
Jessie Student



Dashboard



My Courses



Resources



Calendar



Scores



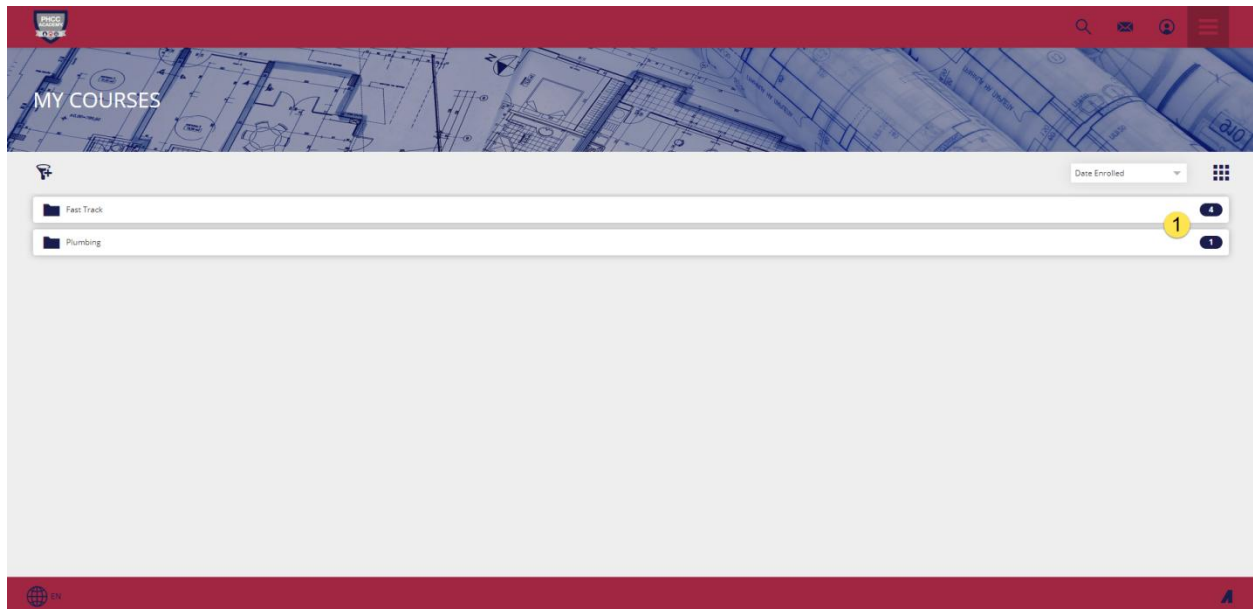
Profile



Log Off

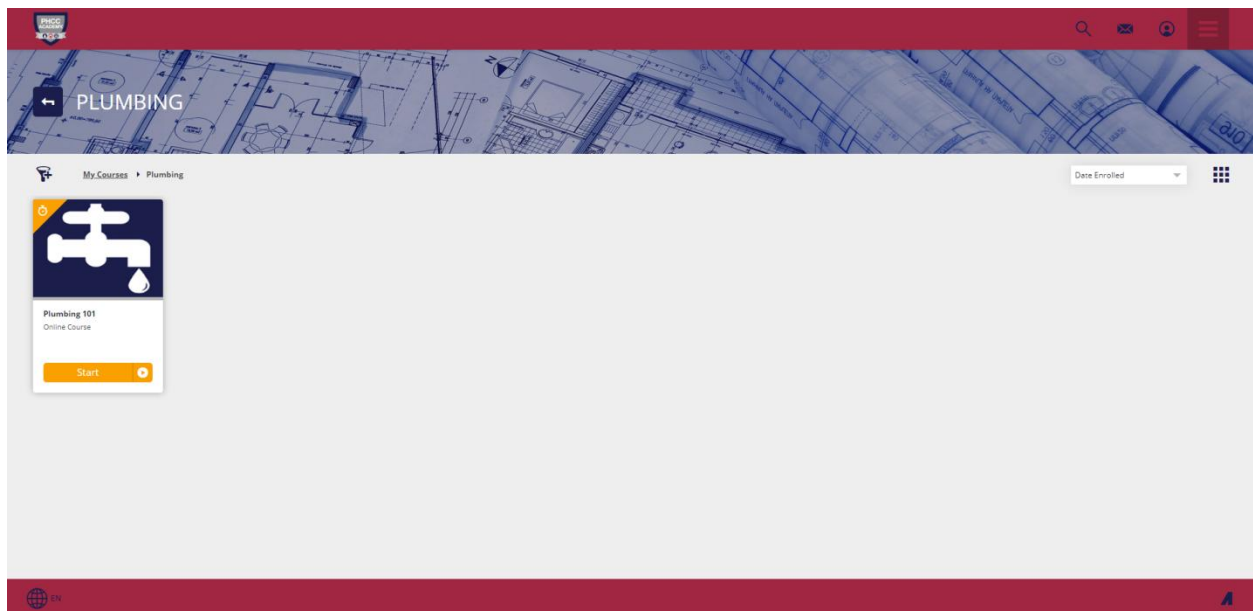
My Courses Page

When selecting the [My Courses] tile, you will be brought to the My Courses page:



You will see folders, to the right, you will see the number of courses you are enrolled in per folder category [1].

When clicking into a folder [Plumbing Folder] you will be brought to a course view page that will show your available courses:



From here, selecting the **[Start]** button, you will be brought into the course page:

Plumbing 101
Online Course

This course expires on:
Thursday, March 18, 2021

Course Evaluation
Course evaluation is required for this course. Evaluate Course

Course Content

Welcome to the PHCC Educational Foundation's Plumbing Online Apprenticeship-Related Instruction Program! This program is designed to provide students who cannot attend classes in a traditional apprentice program with the same opportunity to learn the textbook fundamentals of the trade. This training course must be supplemented by your employer, through both technical assistance and on-the-job training in each area of instruction in the book.

Course Goals

Course Content

Unit 1: Plumbing Essentials and Tools 6 Lesson(s)

WATCH: Video 1: Introduction to the Trades Start
Status: Not Started

WATCH: Video 2: History of Plumbing Start
Status: Not Started

Not Started
0/80
0%

Evaluation
Evaluate Course

Competencies
Plumbing 101 Level 1

Within this page you will be able to read the course description [1], view your progress and some additional course details [2], and begin your course by working through the units [3].

Notice how wording changes once you have begun working on the course/unit [1] this lets you know that you have already started this course. You can access these in the future by click on the **[Resume]** tile on the dashboard:

PLUMBING

My Courses > Plumbing Date Enrolled

Plumbing 101
Online Course
Resume

PHCC
HARRISBURG
COMMUNITY COLLEGE

Plumbing 101
Online Course

This course expires on:
Thursday, March 18, 2021

Course Evaluation
Course evaluation is required for this course.

Evaluate Course

Welcome to the PHCC Educational Foundation's Plumbing Online Apprenticeship-Related Instruction Program! This program is designed to provide students who cannot attend classes in a traditional apprentice program with the same opportunity to learn the textbook fundamentals of the trade. This training course must be supplemented by your employer, through both technical assistance and on-the-job training in each area of instruction in the book.

Course Goals

Course Content

- Unit 1: Plumbing Essentials and Tools 6 Lesson(s)
- WATCH: Video 1: Introduction to the Trades 1 Resume
Status: In Progress
 - WATCH: Video 2: History of Plumbing Start
Status: Not Started

In Progress
0/80

0%

Evaluation
Evaluate Course

Competencies
Plumbing 101 Level 1